



SC Annual School Report Card Summary

Oakridge Middle School
 York 2 - Clover
 Grades: 6-8 Enrollment: 912
 Principal: Will Largen
 Superintendent: Marc J. Sosne
 Board Chair: Mack McCarter

PERFORMANCE

Comprehensive detail, including definitions of ratings, performance criteria, and explanations of status, is available on www.ed.sc.gov and www.eoc.sc.gov as well as school and school district websites. Printed versions are available from school districts upon request.

YEAR	ABSOLUTE RATING	GROWTH RATING	PALMETTO GOLD AND SILVER AWARD		ESEA/FEDERAL ACCOUNTABILITY RATING SYSTEM	
			General Performance	Closing the Gap	ESEA Grade	Accountability Indicator
2013	Excellent	Good	TBD	TBD	A	N/A
2012	Excellent	Excellent	Gold	Silver	A	N/A
2011	Excellent	Excellent	Gold	Silver	Not Met	N/A

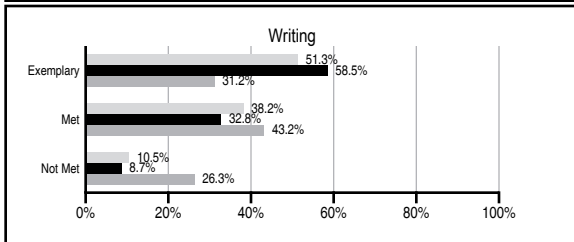
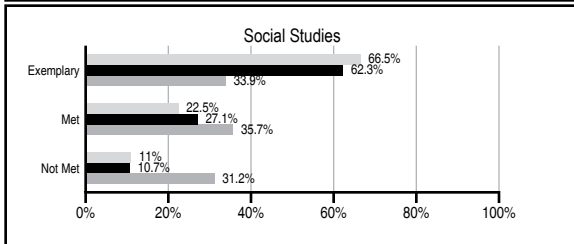
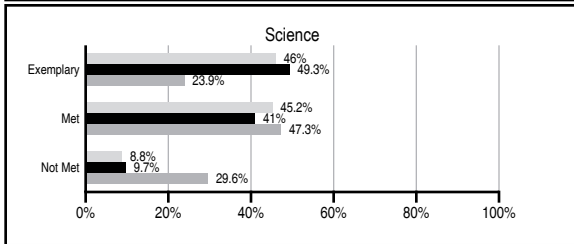
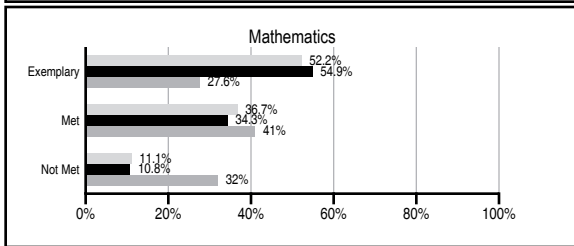
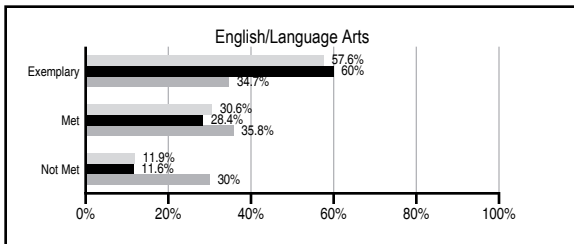
ABSOLUTE RATINGS OF MIDDLE SCHOOLS WITH STUDENTS LIKE OURS*

EXCELLENT	GOOD	AVERAGE	BELOW AVERAGE	AT-RISK
7	0	0	0	0

* Ratings are calculated with data available by 01/15/2014. Schools with Students Like Ours are Middle Schools with Poverty Indices of no more than 5% above or below the index for this school.

PASS PERFORMANCE

Our School Middle Schools with Students Like Ours Middle schools statewide



NAEP PERFORMANCE*

* Performance reported for SC and nation, data not available at school level. Percentages at NAEP Achievement Levels.



END OF COURSE TESTS - 2013

% of students scoring 70 or above on:	Our Middle School	Middle Schools with Students Like Ours
Algebra 1/Math for the Technologies 2	99.5	99.9
English 1	99.0	99.7
Physical Science	N/A	N/A
US History and the Constitution	N/A	N/A
All Subjects	99.2	99.8

SC PERFORMANCE VISION

By 2020 all students will graduate with the knowledge and skills necessary to compete successfully in the global economy, participate in a democratic society and contribute positively as members of families and communities.

Abbreviations Key

N/A Not Applicable N/AV Not Available N/C Not Collected N/R Not Reported I/S Insufficient Sample TBD To be determined

Oakridge Middle School [York 2 - Clover]

SCHOOL PROFILE

	Our School	Change from Last Year	Middle Schools with Students Like Ours	Median Middle School
Students (n=912)				
Students enrolled in high school credit courses (grades 7 & 8)	32.4%	Up from 31.8%	28.7%	24.6%
Retention rate	0.2%	No Change	0.2%	0.6%
Attendance rate	97.2%	Down from 97.4%	96.8%	95.9%
Served by gifted and talented program	38.8%	N/A	41.5%	18.5%
With disabilities	5.2%	N/A	7.0%	13.0%
Older than usual for grade	1.4%	N/A	1.4%	4.8%
Out-of-school suspensions or expulsions for violent and/or criminal offenses	0.0%	No Change	0.4%	0.6%
Annual dropout rate	0.0%	No Change	0.0%	0.0%
Teachers (n=49)				
Teachers with advanced degrees	67.3%	No Change	62.9%	61.5%
Continuing contract teachers	89.8%	Down from 90.4%	83.9%	77.2%
Teachers returning from previous year	95.8%	Up from 76.8%	91.0%	85.9%
Teacher attendance rate	94.6%	Down from 95.3%	95.1%	94.9%
Average teacher salary*	\$54,355	Up 4.3%	\$50,682	\$47,313
Classes not taught by highly qualified teachers	1.8%	Up from 0.0%	3.1%	2.0%
Professional development days/teacher	9.0 days	Up from 8.0 days	10.0 days	10.1 days
School				
Principal's years at school	4.0	Up from 3.0	2.0	4.0
Student-teacher ratio in core subjects	8.4 to 1	Down from 24.1 to 1	22.7 to 1	22.1 to 1
Prime instructional time	90.4%	Down from 91.2%	90.0%	89.6%
Opportunities in the arts	Excellent	No Change	Excellent	Good
SACS accreditation	Yes	No Change	Yes	Yes
Parents attending conferences	99.6%	Down from 100.0%	98.8%	99.0%
Character development program	Excellent	No Change	Excellent	Good
Dollars spent per pupil**	\$6,539	Up 1.9%	\$6,463	\$7,239
Percent of expenditures for instruction**	73.0%	Up from 71.0%	67.0%	63.0%
Percent of expenditures for teacher salaries**	70.0%	Up from 66.7%	66.0%	61.0%
ESEA composite index score	98.6	Up from 90.0	94.0	83.5

* Length of contract = 185+ days.

** Prior year audited financial data available.

REPORT OF PRINCIPAL AND SCHOOL IMPROVEMENT COUNCIL

Oakridge Middle School had a great school year in the Clover School District. Teachers worked hard every day to make OMS such a success. They collaborated weekly to design work for their students. Work products created by the students were presented to parents and visitors throughout the school year. Students engaged in such activities as Lunch-Out, Walk With The Eagles, Field day, Job Shadowing day, and athletics. Several students won local and state awards throughout the school year. Our honors chorus won the state competition this year. Our athletic teams won four conference championships this year.

The Student Council, Giving Back Team, and Recycling Club conducted many service learning projects to benefit the school and community. Teachers used technology in the classroom to excite their students. Students were involved in other activities such as robotics, academic challenge, math counts, student council and numerous clubs. Character education awards were given monthly and academic excellence was celebrated quarterly. The active PTSO purchased a book and agenda for every student. Items for the classroom were purchased as well along with Survivor Friday t-shirts for our P.E. department. Volunteers helped in every classroom along with our mentors to help make sure our students experienced success.

Together parents, children, teachers, and administrators worked diligently to make OMS a community of learners and concerned contributing citizens. OMS continues to have excitement of a first year school, contributing to the community and larger community for all to succeed.

Principal: Will Largen
School Improvement Chairperson: Jane White

EVALUATION RESULTS

	Teachers	Students*	Parents*
Number of surveys returned	53	274	109
Percent satisfied with learning environment	100%	80.6%	87.2%
Percent satisfied with social and physical environment	100%	89.3%	90.8%
Percent satisfied with school-home relations	98.1%	93%	84.5%

*Only students at the highest middle school grade level at this school and their parents were included.

Comprehensive detail, including definitions of ratings, performance criteria, and explanations of status, is available on www.ed.sc.gov and www.eoc.sc.gov as well as school and school district websites.

Printed versions are available from school districts upon request.

Abbreviations Key

N/A Not Applicable N/AV Not Available N/C Not Collected N/R Not Reported I/S Insufficient Sample TBD To be determined

NI Newly Identified CSI Continuing School Improvement CA Corrective Action RP Plan to Restructure R Restructure DELAY School Improvement Status HOLD School Improvement Status