



SC Annual School Report Card Summary

Clover Middle School
York 2 - Clover
Grades: 6-8 Enrollment: 653
Principal: Melanie Q. Wall
Superintendent: Marc J. Sosne
Board Chair: Mack McCarter

PERFORMANCE

Comprehensive detail, including definitions of ratings, performance criteria, and explanations of status, is available on www.ed.sc.gov and www.eoc.sc.gov as well as school and school district websites. Printed versions are available from school districts upon request.

YEAR	ABSOLUTE RATING	GROWTH RATING	PALMETTO GOLD AND SILVER AWARD		ESEA/FEDERAL ACCOUNTABILITY RATING SYSTEM	
			General Performance	Closing the Gap	ESEA Grade	Accountability Indicator
2013	Good	Below Average	TBD	TBD	B	N/A
2012	Good	Average	N/A	N/A	A	N/A
2011	Good	Average	Silver	N/A	Not Met	N/A

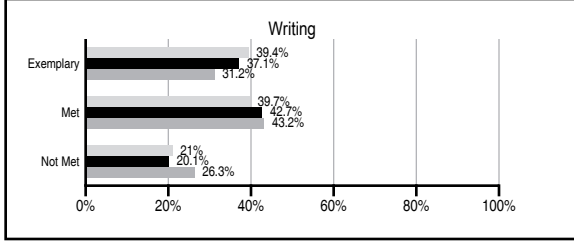
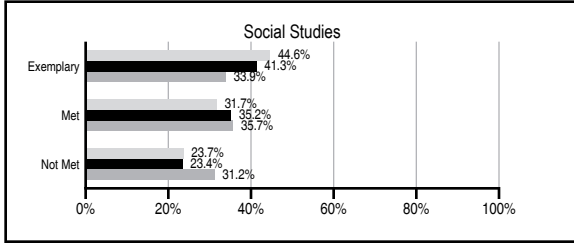
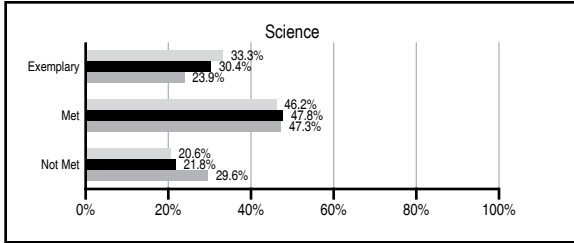
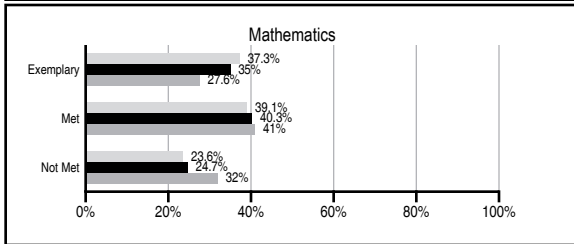
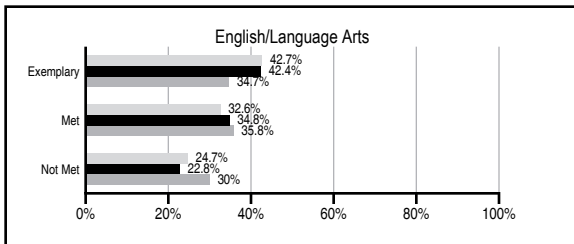
ABSOLUTE RATINGS OF MIDDLE SCHOOLS WITH STUDENTS LIKE OURS*

EXCELLENT	GOOD	AVERAGE	BELOW AVERAGE	AT-RISK
12	17	11	0	0

* Ratings are calculated with data available by 01/15/2014. Schools with Students Like Ours are Middle Schools with Poverty Indices of no more than 5% above or below the index for this school.

PASS PERFORMANCE

Our School Middle Schools with Students Like Ours Middle schools statewide



NAEP PERFORMANCE*

* Performance reported for SC and nation, data not available at school level. Percentages at NAEP Achievement Levels.



END OF COURSE TESTS - 2013

% of students scoring 70 or above on:	Our Middle School	Middle Schools with Students Like Ours
Algebra 1/Math for the Technologies 2	94.1	98.3
English 1	94.9	94.5
Physical Science	N/A	N/A
US History and the Constitution	N/A	0
All Subjects	94.5	97.7

SC PERFORMANCE VISION

By 2020 all students will graduate with the knowledge and skills necessary to compete successfully in the global economy, participate in a democratic society and contribute positively as members of families and communities.

Abbreviations Key

N/A Not Applicable N/AV Not Available N/C Not Collected N/R Not Reported I/S Insufficient Sample TBD To be determined

Clover Middle School [York 2 - Clover]

SCHOOL PROFILE

	Our School	Change from Last Year	Middle Schools with Students Like Ours	Median Middle School
Students (n=653)				
Students enrolled in high school credit courses (grades 7 & 8)	28.5%	Up from 28.3%	25.4%	24.6%
Retention rate	1.1%	Up from 0.7%	0.4%	0.6%
Attendance rate	95.9%	Down from 96.1%	96.3%	95.9%
Served by gifted and talented program	30.5%	N/A	24.1%	18.5%
With disabilities	9.5%	N/A	11.7%	13.0%
Older than usual for grade	4.0%	N/A	3.8%	4.8%
Out-of-school suspensions or expulsions for violent and/or criminal offenses	0.5%	Down from 0.6%	0.6%	0.6%
Annual dropout rate	0.0%	No Change	0.0%	0.0%
Teachers (n=58)				
Teachers with advanced degrees	58.6%	Down from 61.1%	62.7%	61.5%
Continuing contract teachers	63.8%	Down from 81.5%	78.9%	77.2%
Teachers returning from previous year	87.9%	Up from 69.8%	88.2%	85.9%
Teacher attendance rate	93.5%	Down from 95.3%	94.7%	94.9%
Average teacher salary*	\$48,580	Up 2.4%	\$47,695	\$47,313
Classes not taught by highly qualified teachers	0.0%	No Change	1.1%	2.0%
Professional development days/teacher	5.4 days	Down from 9.0 days	11.4 days	10.1 days
School				
Principal's years at school	3.0	Up from 2.0	5.0	4.0
Student-teacher ratio in core subjects	21.1 to 1	Down from 21.5 to 1	23.5 to 1	22.1 to 1
Prime instructional time	87.8%	Down from 89.8%	90.1%	89.6%
Opportunities in the arts	Excellent	No Change	Good	Good
SACS accreditation	Yes	No Change	Yes	Yes
Parents attending conferences	100.0%	Up from 96.2%	99.8%	99.0%
Character development program	Excellent	No Change	Excellent	Good
Dollars spent per pupil**	\$8,249	Up 3.3%	\$6,676	\$7,239
Percent of expenditures for instruction**	62.0%	Up from 60.4%	65.0%	63.0%
Percent of expenditures for teacher salaries**	60.0%	Up from 59.1%	63.0%	61.0%
ESEA composite index score	89.9	Down from 90.4	87.9	83.5

* Length of contract = 185+ days.

** Prior year audited financial data available.

EVALUATION RESULTS

	Teachers	Students*	Parents*
Number of surveys returned	34	186	54
Percent satisfied with learning environment	97.1%	78%	92.6%
Percent satisfied with social and physical environment	100%	76.3%	77.8%
Percent satisfied with school-home relations	94.2%	87.6%	85.2%

*Only students at the highest middle school grade level at this school and their parents were included.

REPORT OF PRINCIPAL AND SCHOOL IMPROVEMENT COUNCIL

Energized and Ready to Soar -- This was the prevalent theme at Clover Middle School throughout the 2012-13 school year.

A high EOC passage rate, 21 Junior Scholars, as well as award-winning LEGO Robotics and MathCounts teams, are a few examples of CMS's academic accolades.

Additional academic support through the efforts of SOAR classes, working lunches, a re-vamped morning program, expanded teacher tutoring opportunities, as well as National Junior Honor Society-sponsored before-school peer tutoring is available for those in need.

With the onset of Common Core State Standards, project-based learning has made its way to CMS as evidenced by newly re-landscaped median beds in front of our school.

From start to finish, all phases of this project from planning to planting were student-directed and teacher-facilitated.

While academics are a primary focus, CMS focuses on the total child. Administration instituted a High Flyer recognition initiative, whereby teachers recommend students for positive contributions to the school climate.

We continue to improve our communication efforts by adding automated texting and regular email notification of school events as well as displaying messages on our new digital marquee. Initiatives such as our Seeing Blue Eagles Soar events, rising 6th grade tours and parent meetings and a meet-the-teacher night and registration day devoted solely to 6th graders are a few of the efforts upon which CMS embarks to foster the transition from elementary to middle school. Expanded IGP prep and awareness and a revamped tour of Clover High School paved the way to better prepare our eighth grade for the move to high school. Additionally, our fine arts program continues to thrive, with 7th and 8th grade bands receiving superior ratings at the annual concert festival. The CMS choral program returned to the spotlight this year, as it was rated as one of the top ten middle level choruses in the state!

Community partnerships, most notably through our expanded job shadowing initiative and the continued expansion of the Gloria Reid Garden, are important parts of Clover Middle School life. This year, construction of a gazebo area to be utilized as an outdoor covered classroom area has begun in the garden area.

Our parent group, PALs (Parents As Leaders) continues to thrive and support our students and teachers. Their fund-raising efforts provide opportunities for student recognition and reward.

Together, our students, teachers, administrators, parents and the community work to maintain an environment in which all students are provided every opportunity to learn and grow. We are energized and soaring!

Melanie Wall, Principal
Jeanine Schreiner, SIC Chair

Comprehensive detail, including definitions of ratings, performance criteria, and explanations of status, is available on www.ed.sc.gov and www.eoc.sc.gov as well as school and school district websites.

Printed versions are available from school districts upon request.

Abbreviations Key

N/A Not Applicable N/AV Not Available N/C Not Collected N/R Not Reported I/S Insufficient Sample TBD To be determined

NI Newly Identified CSI Continuing School Improvement CA Corrective Action RP Plan to Restructure R Restructure DELAY School Improvement Status HOLD School Improvement Status