



# SC Annual School Report Card Summary

Sims Middle School  
 Union County  
 Grades: 6-8 Enrollment: 739  
 Principal: Mickey Connolly  
 Superintendent: Dr. Kristi V. Woodall  
 Board Chair: Dr. Betty JoAnn McMorris

## PERFORMANCE

Comprehensive detail, including definitions of ratings, performance criteria, and explanations of status, is available on [www.ed.sc.gov](http://www.ed.sc.gov) and [www.eoc.sc.gov](http://www.eoc.sc.gov) as well as school and school district websites. Printed versions are available from school districts upon request.

YEAR	ABSOLUTE RATING	GROWTH RATING	PALMETTO GOLD AND SILVER AWARD		ESEA/FEDERAL ACCOUNTABILITY RATING SYSTEM	
			General Performance	Closing the Gap	ESEA Grade	Accountability Indicator
2013	Average	Average	TBD	TBD	C	N/A
2012	Average	Good	Silver	N/A	C	N/A
2011	Average	Average	Silver	N/A	Not Met	N/A

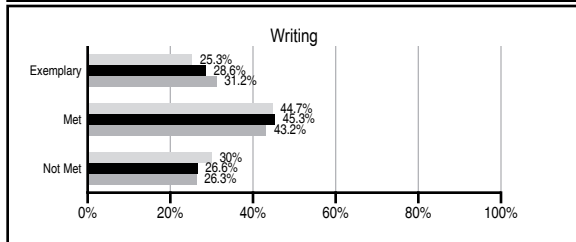
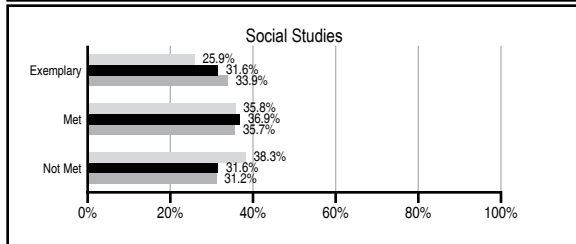
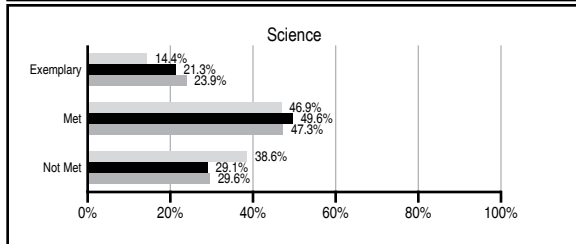
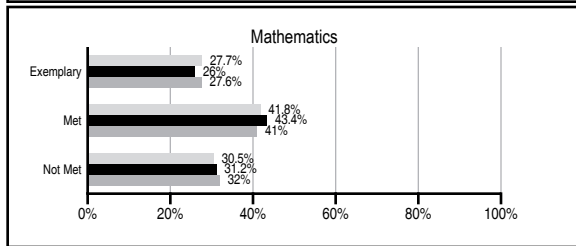
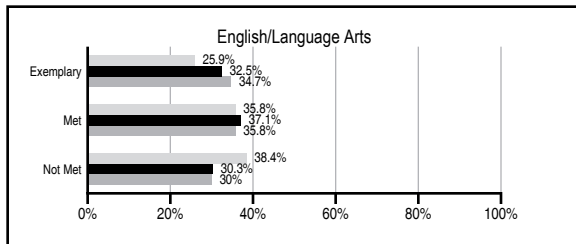
## ABSOLUTE RATINGS OF MIDDLE SCHOOLS WITH STUDENTS LIKE OURS\*

EXCELLENT	GOOD	AVERAGE	BELOW AVERAGE	AT-RISK
3	10	43	2	0

\* Ratings are calculated with data available by 01/15/2014. Schools with Students Like Ours are Middle Schools with Poverty Indices of no more than 5% above or below the index for this school.

## PASS PERFORMANCE

Our School Middle Schools with Students Like Ours Middle schools statewide



## NAEP PERFORMANCE\*

\* Performance reported for SC and nation, data not available at school level. Percentages at NAEP Achievement Levels.



## END OF COURSE TESTS - 2013

% of students scoring 70 or above on:	Our Middle School	Middle Schools with Students Like Ours
Algebra 1/Math for the Technologies 2	98.3	98.3
English 1	98.5	97.5
Physical Science	N/A	N/A
US History and the Constitution	N/A	N/A
All Subjects	98.9	97.9

## SC PERFORMANCE VISION

By 2020 all students will graduate with the knowledge and skills necessary to compete successfully in the global economy, participate in a democratic society and contribute positively as members of families and communities.

### Abbreviations Key

N/A Not Applicable N/AV Not Available N/C Not Collected N/R Not Reported I/S Insufficient Sample TBD To be determined

# Sims Middle School [Union County]

## SCHOOL PROFILE

	Our School	Change from Last Year	Middle Schools with Students Like Ours	Median Middle School
<b>Students (n=739)</b>				
Students enrolled in high school credit courses (grades 7 & 8)	15.5%	Up from 14.3%	22.7%	24.6%
Retention rate	2.6%	Down from 2.7%	0.8%	0.6%
Attendance rate	94.2%	Down from 95.0%	95.6%	95.9%
Served by gifted and talented program	13.0%	N/A	18.5%	18.5%
With disabilities	16.0%	N/A	13.9%	13.0%
Older than usual for grade	7.4%	N/A	6.0%	4.8%
Out-of-school suspensions or expulsions for violent and/or criminal offenses	0.0%	No Change	0.7%	0.6%
Annual dropout rate	0.0%	No Change	0.0%	0.0%
<b>Teachers (n=57)</b>				
Teachers with advanced degrees	71.9%	Up from 70.7%	58.8%	61.5%
Continuing contract teachers	87.7%	Down from 91.4%	76.3%	77.2%
Teachers returning from previous year	87.5%	Down from 92.0%	85.6%	85.9%
Teacher attendance rate	94.7%	Up from 91.6%	94.7%	94.9%
Average teacher salary*	\$48,174	Up 2.1%	\$46,702	\$47,313
Classes not taught by highly qualified teachers	4.2%	Up from 1.0%	1.6%	2.0%
Professional development days/teacher	15.9 days	Down from 23.0 days	11.1 days	10.1 days
<b>School</b>				
Principal's years at school	8.0	Up from 7.0	6.0	4.0
Student-teacher ratio in core subjects	19.1 to 1	Up from 17.2 to 1	21.8 to 1	22.1 to 1
Prime instructional time	88.4%	Up from 85.5%	89.0%	89.6%
Opportunities in the arts	Good	No Change	Good	Good
SACS accreditation	Yes	No Change	Yes	Yes
Parents attending conferences	95.3%	Up from 94.6%	98.2%	99.0%
Character development program	Good	No Change	Good	Good
Dollars spent per pupil**	\$6,630	Up 12.4%	\$7,100	\$7,239
Percent of expenditures for instruction**	70.0%	Down from 73.8%	63.0%	63.0%
Percent of expenditures for teacher salaries**	69.0%	Down from 73.1%	61.0%	61.0%
ESEA composite index score	76.6	Down from 79.6	83.1	83.5

\* Length of contract = 185+ days.

\*\* Prior year audited financial data available.

## EVALUATION RESULTS

	Teachers	Students*	Parents*
Number of surveys returned	38	208	98
Percent satisfied with learning environment	89.5%	86.1%	82.6%
Percent satisfied with social and physical environment	92.1%	82.1%	73.2%
Percent satisfied with school-home relations	68.4%	85.6%	74.2%

\*Only students at the highest middle school grade level at this school and their parents were included.

Comprehensive detail, including definitions of ratings, performance criteria, and explanations of status, is available on [www.ed.sc.gov](http://www.ed.sc.gov) and [www.eoc.sc.gov](http://www.eoc.sc.gov) as well as school and school district websites.

Printed versions are available from school districts upon request.

## REPORT OF PRINCIPAL AND SCHOOL IMPROVEMENT COUNCIL

The staff at Sims Middle School continually strives to provide our students with a high-quality education. Our students are provided diverse and rigorous educational experiences with high expectations and academic excellence as our primary goals.

The 2012-2013 school year allowed for many challenging and stimulating opportunities to move toward successful attainment of our school's goal. Our students, faculty, and staff experienced a great deal of success in academics, the arts, and athletics while effectively participating in many service-learning activities. The accomplishments of SMS included 8 students being recognized as SC Junior Scholars, 1 student being named Duke TIP Scholar, and 102 students being inducted in the National Jr. Beta Club. The academic efforts at SMS continued through our End of Course tests where averages in English I, Algebra I, and Biology I exceeded the state average in every subject. Our school was also named a South Carolina Silver Award recipient for outstanding academic student performance. Our athletic activities at Sims Middle School also experienced success with the football and wrestling teams winning the Peachtree Conference Championship and our girls' softball team enjoying another undefeated season. Our band, chorus, and orchestra received Excellent ratings at the South Carolina Concert Festival.

While in the classroom, our teachers continued the expansion of their professional learning community by making consistent improvement in the instructions provided to the students. A notable characteristic of our entire faculty for improved student learning was the method and the constant evaluation of classroom and statewide test data. Teachers used common planning times to collaborate and align instruction to state supported documents. In order to identify academic strengths and weaknesses of individual students, teachers analyzed test data and used the information to implement instructional practices that lead all students to strong academic achievement.

The administrators and teachers at Sims Middle School are continuously seeking new instructional strategies that will enable them to move all students to their greatest academic potential. A notable increase in students' reading was seen during the daily SSR time of SMS Reads and with the number of books checked out of the library. Another area for high academic achievement was seen with the realization of advanced level instruction in ELA, Math, and Science. A positive school climate was enhanced with the implementation of the Olweus Bullying Prevention Program and then maintained with celebrations and field trips for students who had exhibited good behavior through the year.

Sims Middle School is fortunate to have a new facility, and a caring community which provides support and assistance to our students and staff. We had a successful year and will continue to provide as many opportunities for success as possible. Our school is dedicated to helping students achieve both in and out of the classroom.

Melissa Gregory, SIC Chairperson  
Mickey Connolly, Principal

### Abbreviations Key

N/A Not Applicable N/AV Not Available N/C Not Collected N/R Not Reported I/S Insufficient Sample TBD To be determined

NI Newly Identified CSI Continuing School Improvement CA Corrective Action RP Plan to Restructure R Restructure DELAY School Improvement Status HOLD School Improvement Status