



# SC Annual School Report Card Summary

**Chestnut Oaks Middle School**  
**Sumter**  
**Grades: 6-8** Enrollment: 452  
**Principal: David Laws Jr.**  
**Superintendent: Randolph D. Bynum, Sr.**  
**Board Chair: E. Keith Schultz**

## PERFORMANCE

Comprehensive detail, including definitions of ratings, performance criteria, and explanations of status, is available on [www.ed.sc.gov](http://www.ed.sc.gov) and [www.eoc.sc.gov](http://www.eoc.sc.gov) as well as school and school district websites. Printed versions are available from school districts upon request.

YEAR	ABSOLUTE RATING	GROWTH RATING	PALMETTO GOLD AND SILVER AWARD		ESEA/FEDERAL ACCOUNTABILITY RATING SYSTEM	
			General Performance	Closing the Gap	ESEA Grade	Accountability Indicator
2013	Average	Good	TBD	TBD	F	N/A
2012	Average	Good	Silver	N/A	C	N/A
2011	Below Average	Average	N/A	N/A	Not Met	N/A

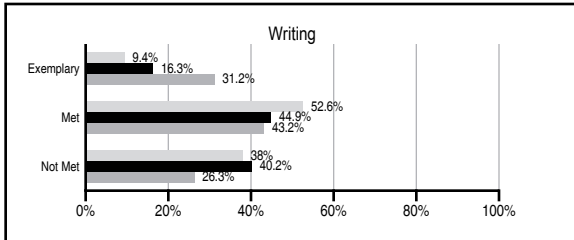
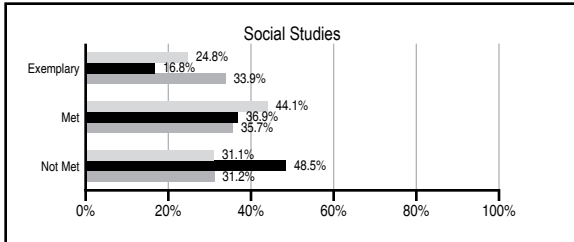
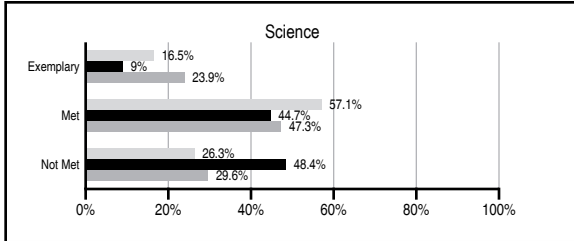
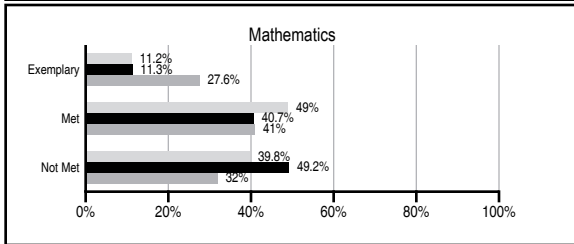
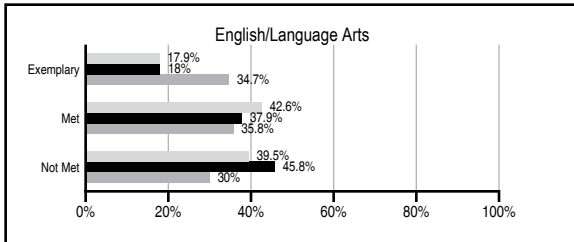
## ABSOLUTE RATINGS OF MIDDLE SCHOOLS WITH STUDENTS LIKE OURS\*

EXCELLENT	GOOD	AVERAGE	BELOW AVERAGE	AT-RISK
0	0	22	21	15

\* Ratings are calculated with data available by 01/15/2014. Schools with Students Like Ours are Middle Schools with Poverty Indices of no more than 5% above or below the index for this school.


## PASS PERFORMANCE

Our School
  Middle Schools with Students Like Ours
  Middle schools statewide



## NAEP PERFORMANCE\*

\* Performance reported for SC and nation, data not available at school level. Percentages at NAEP Achievement Levels.



## END OF COURSE TESTS - 2013

% of students scoring 70 or above on:	Our Middle School	Middle Schools with Students Like Ours
Algebra 1/Math for the Technologies 2	100.0	87.8
English 1	100.0	86.9
Physical Science	N/A	N/A
US History and the Constitution	N/A	N/A
All Subjects	100.0	88.4

## SC PERFORMANCE VISION

*By 2020 all students will graduate with the knowledge and skills necessary to compete successfully in the global economy, participate in a democratic society and contribute positively as members of families and communities.*

### Abbreviations Key

N/A Not Applicable N/AV Not Available N/C Not Collected N/R Not Reported I/S Insufficient Sample TBD To be determined

# Chestnut Oaks Middle School [Sumter]

## SCHOOL PROFILE

	Our School	Change from Last Year	Middle Schools with Students Like Ours	Median Middle School
<b>Students (n=452)</b>				
Students enrolled in high school credit courses (grades 7 & 8)	10.7%	Down from 12.1%	14.2%	24.6%
Retention rate	2.8%	Up from 1.0%	0.7%	0.6%
Attendance rate	93.9%	No Change	95.4%	95.9%
Served by gifted and talented program	6.7%	N/A	6.9%	18.5%
With disabilities	20.2%	N/A	16.1%	13.0%
Older than usual for grade	11.8%	N/A	7.6%	4.8%
Out-of-school suspensions or expulsions for violent and/or criminal offenses	0.0%	Down from 0.2%	0.5%	0.6%
Annual dropout rate	0.0%	No Change	0.0%	0.0%
<b>Teachers (n=39)</b>				
Teachers with advanced degrees	51.3%	Up from 48.6%	60.0%	61.5%
Continuing contract teachers	35.9%	Down from 45.9%	65.9%	77.2%
Teachers returning from previous year	72.9%	Up from 69.5%	78.8%	85.9%
Teacher attendance rate	96.4%	Up from 93.8%	95.3%	94.9%
Average teacher salary*	\$38,157	Down 1.2%	\$44,377	\$47,313
Classes not taught by highly qualified teachers	17.2%	Up from 1.2%	2.7%	2.0%
Professional development days/teacher	10.6 days	Up from 8.8 days	9.3 days	10.1 days
<b>School</b>				
Principal's years at school	3.0	Up from 2.0	3.0	4.0
Student-teacher ratio in core subjects	18.7 to 1	Up from 18.5 to 1	18.4 to 1	22.1 to 1
Prime instructional time	89.3%	Up from 86.9%	89.5%	89.6%
Opportunities in the arts	Good	No Change	Good	Good
SACS accreditation	Yes	No Change	Yes	Yes
Parents attending conferences	80.1%	Up from 66.0%	98.6%	99.0%
Character development program	Good	No Change	Excellent	Good
Dollars spent per pupil**	\$7,148	Down 7.9%	\$9,697	\$7,239
Percent of expenditures for instruction**	61.0%	Up from 56.2%	60.0%	63.0%
Percent of expenditures for teacher salaries**	60.0%	Up from 54.7%	54.5%	61.0%
ESEA composite index score	53.8	Down from 74.1	57.1	83.5

\* Length of contract = 185+ days.

\*\* Prior year audited financial data available.

## EVALUATION RESULTS

	Teachers	Students*	Parents*
Number of surveys returned	38	132	52
Percent satisfied with learning environment	76.3%	75%	78.8%
Percent satisfied with social and physical environment	78.9%	78.3%	68.6%
Percent satisfied with school-home relations	36.9%	79.9%	72.3%

\*Only students at the highest middle school grade level at this school and their parents were included.

## REPORT OF PRINCIPAL AND SCHOOL IMPROVEMENT COUNCIL

Chestnut Oaks Middle School continues to travel the road of excellence in student achievement, character, and climate. A visit to the home of the Falcons will reveal a beautifully maintained campus where students voluntarily wear academic attire, teachers meet to collaboratively plan lessons, administrators frequently observe classroom instruction, students are consistently engaged in learning, and teachers participate weekly in on-site professional development. Chestnut Oaks Middle School fosters a safe learning environment where the focus is on Seeking excellence, Opting to use good manners, Activating listening and learning skills, and Respecting self and others (SOAR).

Chestnut Oaks Middle School is proud to be named a Palmetto Silver Award Winning School for the second time in the school history. All of our Algebra I and English I students passed the End of Course Exam. Nineteen eighth grade students earned high school credit for Algebra I and/or English I. Several eighth grade students competed in the school Poetry Out Loud competition. The winner represented the school at the regional competition. Thirty band students performed at the SC Band Director Concert Festival and earned rating of "good". Three art students won first and second place awards in pottery and drawing contest at the Sumter County Fair and Student Art Show. Our students made significant academic gains on our winter to spring TE-21 benchmark assessment. Our students successfully competed in two academic challenge competitions. Our Leadership Academy students presented at the South Carolina Alliance of Black School Educators' Conference. Our students experienced college visits to Morris College, South Carolina State University, and Coastal Carolina University. Chestnut Oaks Middle School sponsored several clubs to include National Junior Honor Society, Future Business Leaders of America, National Junior Beta Club, Student Council, Genuine Quality Young Men Club, and Step Team.

Chestnut Oaks Middle School will continue to foster and promote student academic and character excellence. We will continue to engage our parents and community by conducting workshops in the community. We will continue to set academic goals and monitor our progress in attaining these goals. With the combined efforts and support of teachers, students, parents, and staff, we believe that our students will experience the best education possible and will surpass our academic expectations.

David Laws Jr., Ed. S., Principal  
Dana Mitchell, SIC Chair

Comprehensive detail, including definitions of ratings, performance criteria, and explanations of status, is available on [www.ed.sc.gov](http://www.ed.sc.gov) and [www.eoc.sc.gov](http://www.eoc.sc.gov) as well as school and school district websites.

Printed versions are available from school districts upon request.

### Abbreviations Key

N/A Not Applicable N/AV Not Available N/C Not Collected N/R Not Reported I/S Insufficient Sample TBD To be determined

NI Newly Identified CSI Continuing School Improvement CA Corrective Action RP Plan to Restructure R Restructure DELAY School Improvement Status HOLD School Improvement Status