



SC Annual School Report Card Summary

Bates Middle School
Sumter
Grades: 6-8 Enrollment: 761
Principal: Dr. Ayesha Hunter
Superintendent: Randolph D. Bynum, Sr.
Board Chair: E. Keith Schultz

PERFORMANCE

Comprehensive detail, including definitions of ratings, performance criteria, and explanations of status, is available on www.ed.sc.gov and www.eoc.sc.gov as well as school and school district websites. Printed versions are available from school districts upon request.

YEAR	ABSOLUTE RATING	GROWTH RATING	PALMETTO GOLD AND SILVER AWARD		ESEA/FEDERAL ACCOUNTABILITY RATING SYSTEM	
			General Performance	Closing the Gap	ESEA Grade	Accountability Indicator
2013	Average	Average	TBD	TBD	D	N/A
2012	Average	Average	N/A	N/A	C	N/A
2011	Average	Average	Silver	N/A	Not Met	N/A

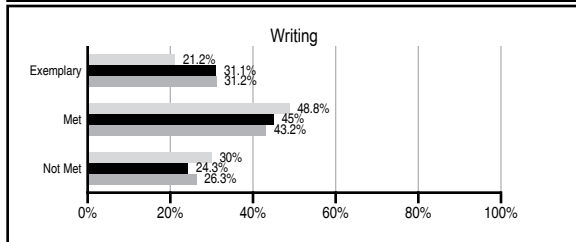
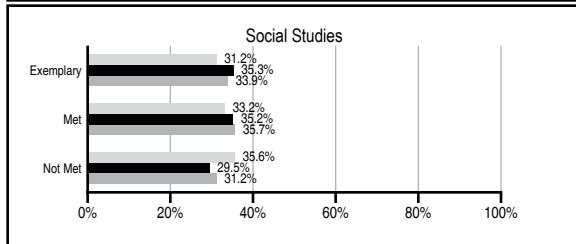
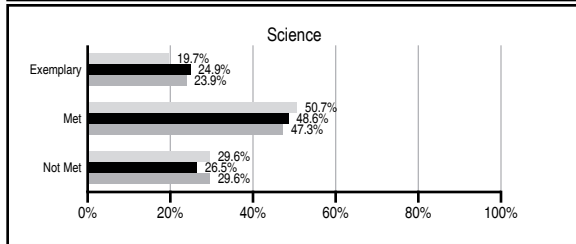
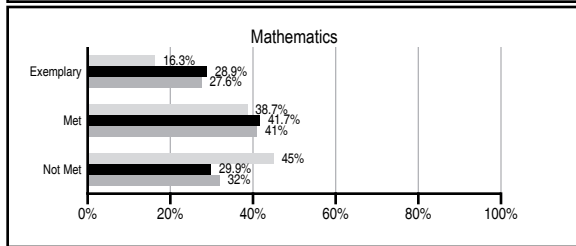
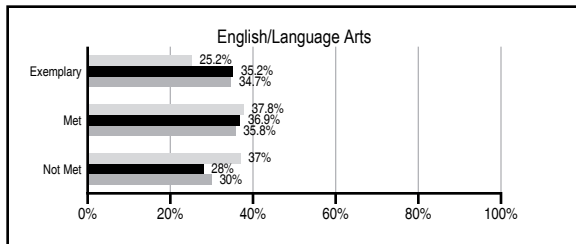
ABSOLUTE RATINGS OF MIDDLE SCHOOLS WITH STUDENTS LIKE OURS*

EXCELLENT	GOOD	AVERAGE	BELOW AVERAGE	AT-RISK
4	16	37	1	1

* Ratings are calculated with data available by 01/15/2014. Schools with Students Like Ours are Middle Schools with Poverty Indices of no more than 5% above or below the index for this school.

PASS PERFORMANCE

Our School Middle Schools with Students Like Ours Middle schools statewide



NAEP PERFORMANCE*

* Performance reported for SC and nation, data not available at school level. Percentages at NAEP Achievement Levels.



END OF COURSE TESTS - 2013

% of students scoring 70 or above on:	Our Middle School	Middle Schools with Students Like Ours
Algebra 1/Math for the Technologies 2	95.1	96.3
English 1	96.4	96.4
Physical Science	N/A	N/A
US History and the Constitution	N/A	N/A
All Subjects	95.8	95.9

SC PERFORMANCE VISION

By 2020 all students will graduate with the knowledge and skills necessary to compete successfully in the global economy, participate in a democratic society and contribute positively as members of families and communities.

Abbreviations Key

N/A Not Applicable N/AV Not Available N/C Not Collected N/R Not Reported I/S Insufficient Sample TBD To be determined

Bates Middle School [Sumter]

SCHOOL PROFILE

	Our School	Change from Last Year	Middle Schools with Students Like Ours	Median Middle School
Students (n=761)				
Students enrolled in high school credit courses (grades 7 & 8)	18.4%	Up from 16.2%	24.9%	24.6%
Retention rate	0.1%	Down from 1.2%	0.7%	0.6%
Attendance rate	95.8%	Down from 96.0%	95.7%	95.9%
Served by gifted and talented program	20.0%	N/A	20.0%	18.5%
With disabilities	13.4%	N/A	14.1%	13.0%
Older than usual for grade	6.7%	N/A	5.7%	4.8%
Out-of-school suspensions or expulsions for violent and/or criminal offenses	0.0%	No Change	0.8%	0.6%
Annual dropout rate	0.0%	No Change	0.0%	0.0%
Teachers (n=44)				
Teachers with advanced degrees	56.8%	Down from 70.0%	61.1%	61.5%
Continuing contract teachers	75.0%	Up from 70.0%	83.3%	77.2%
Teachers returning from previous year	80.8%	Down from 83.1%	87.9%	85.9%
Teacher attendance rate	94.0%	Down from 95.5%	94.5%	94.9%
Average teacher salary*	\$42,371	Down 1.7%	\$48,289	\$47,313
Classes not taught by highly qualified teachers	15.6%	Up from 9.1%	0.6%	2.0%
Professional development days/teacher	8.2 days	Up from 7.0 days	9.5 days	10.1 days
School				
Principal's years at school	2.0	Up from 1.0	5.0	4.0
Student-teacher ratio in core subjects	26.4 to 1	Down from 30.2 to 1	22.8 to 1	22.1 to 1
Prime instructional time	88.9%	Down from 90.9%	89.2%	89.6%
Opportunities in the arts	Good	No Change	Good	Good
SACS accreditation	Yes	No Change	Yes	Yes
Parents attending conferences	66.5%	Up from 53.2%	99.4%	99.0%
Character development program	Good	Up from Average	Good	Good
Dollars spent per pupil**	\$6,248	Down 6.2%	\$7,112	\$7,239
Percent of expenditures for instruction**	59.0%	Up from 58.8%	64.0%	63.0%
Percent of expenditures for teacher salaries**	58.0%	Up from 57.9%	61.0%	61.0%
ESEA composite index score	64.3	Down from 73.2	84.4	83.5

* Length of contract = 185+ days.

** Prior year audited financial data available.

REPORT OF PRINCIPAL AND SCHOOL IMPROVEMENT COUNCIL

Our mission at Bates Middle School is to ensure an excellent education for all students by providing innovative, challenging and diverse learning opportunities in a secure environment. At Bates Middle School we provide an array of opportunities for our students in areas where they can excel in academics, athletics, and fine arts.

We offer a challenging and standards driven curriculum that is supported by highly qualified faculty and staff. Although we are proud of the accomplishments and improvements made this school year, we are always looking for ways to address our areas in need of improvement. This effort is a continuous endeavor that is focused on daily.

As we continue to research strategies to improve as a school, we will focus on ways to improve our PASS Scores with emphasis on professional development, utilization of researched based programs, Best Practice Strategies and techniques in the classroom, and foster an environment and a school culture for high expectations for student achievement and success. As we prepare our students for a global society, we feel that this is pertinent because the Bates' community envisions developing lifelong learners into confident, competent, and contributing members of society.

Dr. Ayesha A. Hunter, Principal

Mr. James Crawley, President, School Improvement Council

EVALUATION RESULTS

	Teachers	Students*	Parents*
Number of surveys returned	N/A	194	64
Percent satisfied with learning environment	N/A	58.7%	75%
Percent satisfied with social and physical environment	N/A	70%	65.6%
Percent satisfied with school-home relations	N/A	77.8%	65.1%

*Only students at the highest middle school grade level at this school and their parents were included.

Comprehensive detail, including definitions of ratings, performance criteria, and explanations of status, is available on www.ed.sc.gov and www.eoc.sc.gov as well as school and school district websites.

Printed versions are available from school districts upon request.

Abbreviations Key

N/A Not Applicable N/AV Not Available N/C Not Collected N/R Not Reported I/S Insufficient Sample TBD To be determined

NI Newly Identified CSI Continuing School Improvement CA Corrective Action RP Plan to Restructure R Restructure DELAY School Improvement Status HOLD School Improvement Status