



SC Annual School Report Card Summary

Alice Drive Middle School
 Sumter
 Grades: 6-8 Enrollment: 757
 Principal: Jeannie Pressley
 Superintendent: Randolph D. Bynum, Sr.
 Board Chair: E. Keith Schultz

PERFORMANCE

Comprehensive detail, including definitions of ratings, performance criteria, and explanations of status, is available on www.ed.sc.gov and www.eoc.sc.gov as well as school and school district websites. Printed versions are available from school districts upon request.

YEAR	ABSOLUTE RATING	GROWTH RATING	PALMETTO GOLD AND SILVER AWARD		ESEA/FEDERAL ACCOUNTABILITY RATING SYSTEM	
			General Performance	Closing the Gap	ESEA Grade	Accountability Indicator
2013	Average	At-Risk	TBD	TBD	D	N/A
2012	Good	Average	N/A	N/A	B	N/A
2011	Average	Average	Silver	N/A	Not Met	N/A

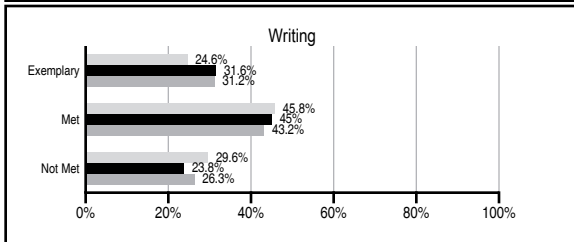
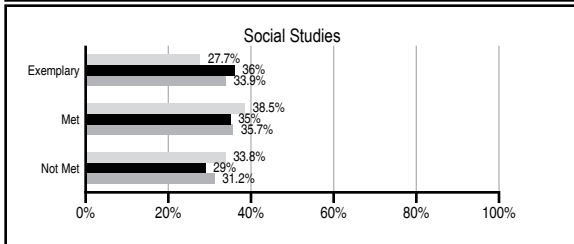
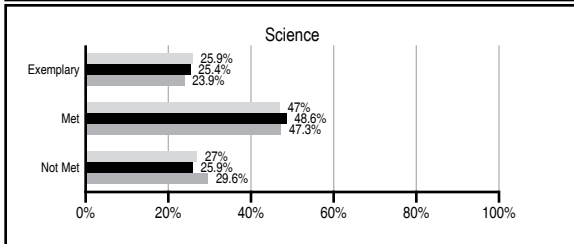
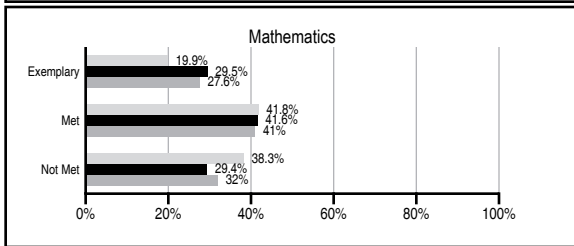
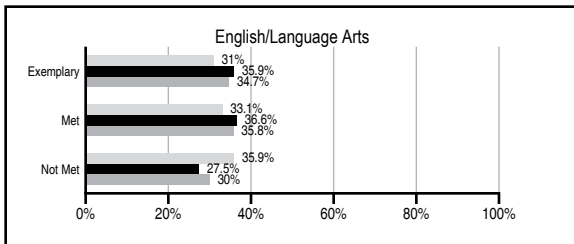
ABSOLUTE RATINGS OF MIDDLE SCHOOLS WITH STUDENTS LIKE OURS*

EXCELLENT	GOOD	AVERAGE	BELOW AVERAGE	AT-RISK
5	16	37	0	1

* Ratings are calculated with data available by 01/15/2014. Schools with Students Like Ours are Middle Schools with Poverty Indices of no more than 5% above or below the index for this school.

PASS PERFORMANCE

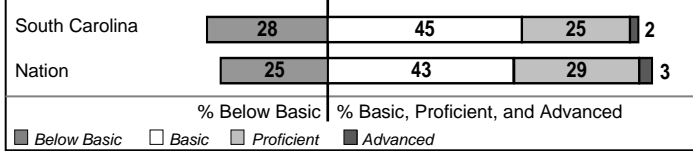
Our School Middle Schools with Students Like Ours Middle schools statewide



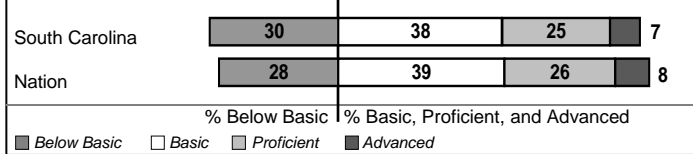
NAEP PERFORMANCE*

* Performance reported for SC and nation, data not available at school level. Percentages at NAEP Achievement Levels.

READING – GRADE 8 (2011)



MATH – GRADE 8 (2011)



SCIENCE – GRADE 8 (2011)



END OF COURSE TESTS - 2013

% of students scoring 70 or above on:	Our Middle School	Middle Schools with Students Like Ours
Algebra 1/Math for the Technologies 2	100.0	96.2
English 1	100.0	95.5
Physical Science	N/A	N/A
US History and the Constitution	N/A	N/A
All Subjects	100.0	95.8

SC PERFORMANCE VISION

By 2020 all students will graduate with the knowledge and skills necessary to compete successfully in the global economy, participate in a democratic society and contribute positively as members of families and communities.

Abbreviations Key

N/A Not Applicable N/AV Not Available N/C Not Collected N/R Not Reported I/S Insufficient Sample TBD To be determined

Alice Drive Middle School [Sumter]

SCHOOL PROFILE

	Our School	Change from Last Year	Middle Schools with Students Like Ours	Median Middle School
Students (n=757)				
Students enrolled in high school credit courses (grades 7 & 8)	21.2%	Down from 46.7%	25.4%	24.6%
Retention rate	0.5%	Down from 0.8%	0.7%	0.6%
Attendance rate	95.7%	Down from 96.2%	95.8%	95.9%
Served by gifted and talented program	26.3%	N/A	20.6%	18.5%
With disabilities	11.9%	N/A	14.1%	13.0%
Older than usual for grade	8.2%	N/A	5.4%	4.8%
Out-of-school suspensions or expulsions for violent and/or criminal offenses	0.0%	No Change	0.8%	0.6%
Annual dropout rate	0.0%	No Change	0.0%	0.0%
Teachers (n=47)				
Teachers with advanced degrees	53.2%	Up from 50.0%	61.5%	61.5%
Continuing contract teachers	87.2%	Down from 90.9%	83.3%	77.2%
Teachers returning from previous year	87.7%	No Change	88.4%	85.9%
Teacher attendance rate	93.2%	Down from 95.5%	94.4%	94.9%
Average teacher salary*	\$46,305	Up 3.6%	\$48,394	\$47,313
Classes not taught by highly qualified teachers	5.2%	Up from 0.5%	0.6%	2.0%
Professional development days/teacher	7.3 days	Up from 4.0 days	9.2 days	10.1 days
School				
Principal's years at school	1.0	Down from 5.0	4.0	4.0
Student-teacher ratio in core subjects	24.5 to 1	Down from 25.1 to 1	22.4 to 1	22.1 to 1
Prime instructional time	88.0%	Down from 91.0%	89.3%	89.6%
Opportunities in the arts	Good	No Change	Good	Good
SACS accreditation	Yes	No Change	Yes	Yes
Parents attending conferences	93.1%	Down from 100.0%	98.7%	99.0%
Character development program	Excellent	Up from Average	Good	Good
Dollars spent per pupil**	\$6,558	Down 3.7%	\$7,202	\$7,239
Percent of expenditures for instruction**	66.0%	Up from 64.2%	64.0%	63.0%
Percent of expenditures for teacher salaries**	65.0%	Up from 63.0%	61.0%	61.0%
ESEA composite index score	63.6	Down from 88.6	84.6	83.5

* Length of contract = 185+ days.

** Prior year audited financial data available.

EVALUATION RESULTS

	Teachers	Students*	Parents*
Number of surveys returned	28	214	64
Percent satisfied with learning environment	75%	63%	78.2%
Percent satisfied with social and physical environment	75%	65.8%	79.4%
Percent satisfied with school-home relations	60.7%	81.9%	71.9%

*Only students at the highest middle school grade level at this school and their parents were included.

REPORT OF PRINCIPAL AND SCHOOL IMPROVEMENT COUNCIL

It is the mission of Alice Drive Middle School (ADMS) to provide an intellectual, safe, and nurturing environment, which equips our early adolescent students to be responsible, successful, and productive citizens in a global society. Our school offers students advanced courses in English 1, Algebra 1 and Computer Applications for high school credit. The past school year witnessed our students achieving goals in all areas of student life, academics, athletics, service learning and other extracurricular activities and organizations. Throughout the year, the students at ADMS continued to represent themselves and the school proudly. We strive to provide a challenging curriculum with high expectations for all students. All staff members work to implement research-based elements of a standards-based classroom. As such, several new structures and systems were implemented this school year, including a Hawks Nest remediation period and school-wide Data Teams.

Outstanding achievements this year included five Duke TIP Scholar winners and thirteen Junior Scholars. Fifty-five students qualified to take the PSAT. Alice Drive students achieved a 100% End of Course passing rate in both English 1 and Algebra 1. Outside the classroom, our students continued to perform at an exemplary level. The ADMS football team was the conference champs. The boys' basketball team finished as runner up for their season. The girls track team was conference champs, and the boys track team finished as runner up. The ADMS band had a very successful year. Six students made the Region 5 Honor Band. At the 2013 Solo and Ensemble Festival, fifteen students received nine superior ratings and twenty-nine students received fourteen excellent ratings. The Advanced Band received straight superior ratings from five judges at the 2013 Concert Festival. The ADMS Band program received the prestigious O.P.A. (Outstanding Performance Award) for all of the above accomplishments. The ADMS Orchestra had another hugely successful year. Their most honorable accomplishment was a Superior Rating at the 2013 Concert Festival. This is the first time a middle school orchestra from Sumter has been awarded this high honor. Five students were represented in the District Reach Orchestra.

Mr. Trevor Ivey, our 2012-13 Campus Teacher of the Year, was selected as our District Teacher of the Year and was also recently named a Top Five Finalist in the South Carolina Teacher of the Year program. Mr. Ivey teaches 7th & 8th grade science and ProTeam. We are pleased to announce Mr. Lee Gandy as our 2013-14 Campus Teacher of the Year. Mr. Gandy is an 8th grade social studies teacher, and we are proud to have him as our school representative. We look forward to continuing the "Amazing Race" next school year, where the road to excellence has no finish line.

Jeannie Pressley, Ed.S, Principal
Mark Raines, SIC Chairperson

Comprehensive detail, including definitions of ratings, performance criteria, and explanations of status, is available on www.ed.sc.gov and www.eoc.sc.gov as well as school and school district websites.

Printed versions are available from school districts upon request.

Abbreviations Key

N/A Not Applicable N/AV Not Available N/C Not Collected N/R Not Reported I/S Insufficient Sample TBD To be determined
NI Newly Identified CSI Continuing School Improvement CA Corrective Action RP Plan to Restructure R Restructure DELAY School Improvement Status HOLD School Improvement Status