



# SC Annual School Report Card Summary

Furman Middle School  
 Sumter  
 Grades: 6-8 Enrollment: 935  
 Principal: Maria Newton-TaBon  
 Superintendent: Randolph D. Bynum, Sr.  
 Board Chair: E. Keith Schultz

## PERFORMANCE

Comprehensive detail, including definitions of ratings, performance criteria, and explanations of status, is available on [www.ed.sc.gov](http://www.ed.sc.gov) and [www.eoc.sc.gov](http://www.eoc.sc.gov) as well as school and school district websites. Printed versions are available from school districts upon request.

YEAR	ABSOLUTE RATING	GROWTH RATING	PALMETTO GOLD AND SILVER AWARD		ESEA/FEDERAL ACCOUNTABILITY RATING SYSTEM	
			General Performance	Closing the Gap	ESEA Grade	Accountability Indicator
2013	Average	Below Average	TBD	TBD	F	N/A
2012	Average	Average	N/A	N/A	B	Reward
2011	Average	Average	Silver	N/A	Not Met	N/A

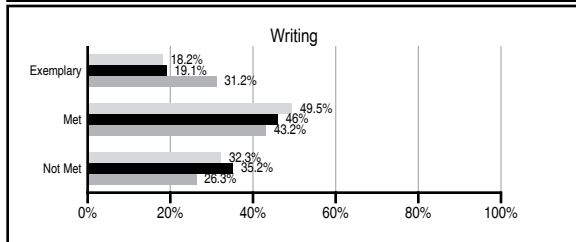
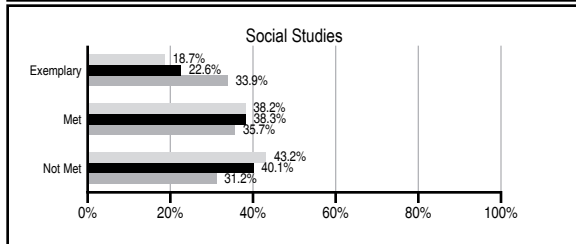
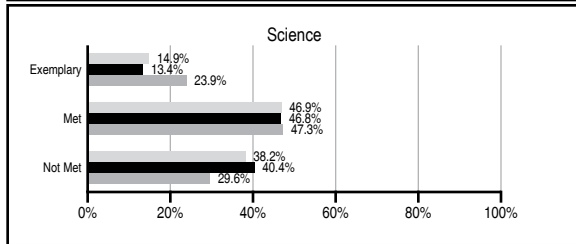
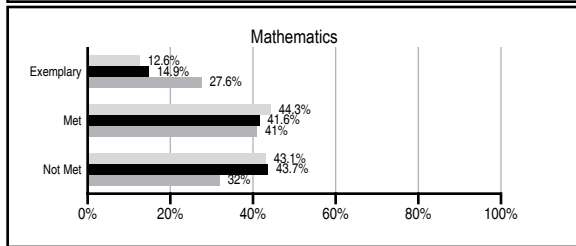
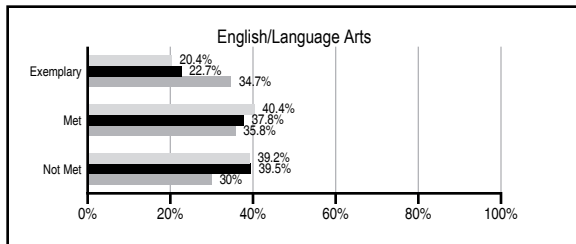
## ABSOLUTE RATINGS OF MIDDLE SCHOOLS WITH STUDENTS LIKE OURS\*

EXCELLENT	GOOD	AVERAGE	BELOW AVERAGE	AT-RISK
0	1	39	17	5

\* Ratings are calculated with data available by 01/15/2014. Schools with Students Like Ours are Middle Schools with Poverty Indices of no more than 5% above or below the index for this school.

## PASS PERFORMANCE

Our School Middle Schools with Students Like Ours Middle schools statewide



## NAEP PERFORMANCE\*

\* Performance reported for SC and nation, data not available at school level. Percentages at NAEP Achievement Levels.



## END OF COURSE TESTS - 2013

% of students scoring 70 or above on:	Our Middle School	Middle Schools with Students Like Ours
Algebra 1/Math for the Technologies 2	93.2	93.6
English 1	100.0	88.5
Physical Science	N/A	N/A
US History and the Constitution	N/A	N/A
All Subjects	96.6	94.0

## SC PERFORMANCE VISION

By 2020 all students will graduate with the knowledge and skills necessary to compete successfully in the global economy, participate in a democratic society and contribute positively as members of families and communities.

### Abbreviations Key

N/A Not Applicable N/AV Not Available N/C Not Collected N/R Not Reported I/S Insufficient Sample TBD To be determined

# Furman Middle School [Sumter]

## SCHOOL PROFILE

	Our School	Change from Last Year	Middle Schools with Students Like Ours	Median Middle School
<b>Students (n=935)</b>				
Students enrolled in high school credit courses (grades 7 & 8)	9.3%	Up from 6.6%	16.2%	24.6%
Retention rate	2.8%	Up from 0.6%	0.8%	0.6%
Attendance rate	93.6%	Down from 94.2%	95.5%	95.9%
Served by gifted and talented program	19.6%	N/A	11.5%	18.5%
With disabilities	14.2%	N/A	15.0%	13.0%
Older than usual for grade	8.4%	N/A	6.5%	4.8%
Out-of-school suspensions or expulsions for violent and/or criminal offenses	0.6%	Up from 0.0%	0.6%	0.6%
Annual dropout rate	0.0%	No Change	0.0%	0.0%
<b>Teachers (n=57)</b>				
Teachers with advanced degrees	59.6%	Down from 61.1%	60.8%	61.5%
Continuing contract teachers	59.6%	Down from 66.7%	71.1%	77.2%
Teachers returning from previous year	81.8%	Down from 82.8%	82.6%	85.9%
Teacher attendance rate	96.3%	No Change	94.7%	94.9%
Average teacher salary*	\$43,189	Up 2.0%	\$45,420	\$47,313
Classes not taught by highly qualified teachers	16.3%	Up from 9.3%	1.9%	2.0%
Professional development days/teacher	7.1 days	Up from 5.5 days	10.4 days	10.1 days
<b>School</b>				
Principal's years at school	1.0	Down from 4.0	3.0	4.0
Student-teacher ratio in core subjects	22.9 to 1	Up from 19.9 to 1	20.5 to 1	22.1 to 1
Prime instructional time	89.4%	Down from 90.0%	89.1%	89.6%
Opportunities in the arts	Good	No Change	Good	Good
SACS accreditation	Yes	No Change	Yes	Yes
Parents attending conferences	97.9%	Down from 100.0%	99.2%	99.0%
Character development program	Average	Down from Excellent	Good	Good
Dollars spent per pupil**	\$6,168	Down 1.0%	\$8,337	\$7,239
Percent of expenditures for instruction**	61.0%	Up from 57.4%	62.0%	63.0%
Percent of expenditures for teacher salaries**	61.0%	Up from 56.5%	57.0%	61.0%
ESEA composite index score	46.9	Down from 84.1	63.9	83.5

\* Length of contract = 185+ days.

\*\* Prior year audited financial data available.

## EVALUATION RESULTS

	Teachers	Students*	Parents*
Number of surveys returned	51	245	117
Percent satisfied with learning environment	90.2%	67.8%	72.6%
Percent satisfied with social and physical environment	92%	68.6%	65.8%
Percent satisfied with school-home relations	54.9%	82.4%	59.7%

\*Only students at the highest middle school grade level at this school and their parents were included.

## REPORT OF PRINCIPAL AND SCHOOL IMPROVEMENT COUNCIL

At Furman Middle School, the faculty and staff are committed to providing challenging opportunities for all students to be successful. Students, parents, faculty, staff and community members support each other in our endeavors to achieve this goal.

We are meeting the challenges of improving student achievement with increased rigor in daily lessons. Our recent implementation of the Building Data Team (BDT) and Leadership Data Team has played an intricate part in analyzing data to provide personal learning objectives and goals for our students. One hundred and sixteen students enrolled in our After School Program to receive additional support in math and language arts. Our English Language Learners (ELL) were provided a specialized after school program to meet their needs in math and language arts. Support for our reading goals includes Read 180, S. C. Junior Book Awards Program, Y-Trap, and teacher led reading initiatives. We also benefitted from receiving over 700 books to add to our classroom libraries from First Book. Our sixth grade students were involved in an opt-in pilot program of single-gender classes. The experience was phenomenal for students and teachers.

One hundred percent of our eighth grade English I and ninety-three percent of Algebra I students passed the end-of-course exams. Furman had nine SC Junior scholars. Sixty-five students were inducted into the National Junior Honor Society. Twelve students were honored by the Sumter Chamber of Commerce at a breakfast which recognized their good character and outstanding citizenship. A recognition night was held at USC Sumter by the Sumter Prevention Team where two of our students were honored. One student represented Furman Middle by attending the Author's Luncheon in Columbia, and twenty-nine athletes were recognized for academic excellence. Our goal for the 2013-2014 school year includes a strong focus on literacy and writing across the curriculum. We will broaden our single-gender class initiative in PE and at least two core classes in sixth and seventh grade. These classes will address the different needs, learning styles, and interests of our students to help them succeed. Professional development will be ongoing for our staff along with providing parental support by the Gurian Institute: Learning Through a Gender Lens. In addition to our instructional goals we will continue to provide opportunities for parent and community involvement. Maria Newton-Ta'Bon, Principal

Allison Shields, School Improvement Council, Chairperson

Comprehensive detail, including definitions of ratings, performance criteria, and explanations of status, is available on [www.ed.sc.gov](http://www.ed.sc.gov) and [www.eoc.sc.gov](http://www.eoc.sc.gov) as well as school and school district websites.

Printed versions are available from school districts upon request.

### Abbreviations Key

N/A Not Applicable N/AV Not Available N/C Not Collected N/R Not Reported I/S Insufficient Sample TBD To be determined

NI Newly Identified CSI Continuing School Improvement CA Corrective Action RP Plan to Restructure R Restructure DELAY School Improvement Status HOLD School Improvement Status