



# SC Annual School Report Card Summary

R.P. Dawkins Middle School  
 Spartanburg 6  
 Grades: 6-8 Enrollment: 854  
 Principal: Jay Seegars  
 Superintendent: Dr. Darryl Owings  
 Board Chair:

## PERFORMANCE

Comprehensive detail, including definitions of ratings, performance criteria, and explanations of status, is available on [www.ed.sc.gov](http://www.ed.sc.gov) and [www.eoc.sc.gov](http://www.eoc.sc.gov) as well as school and school district websites. Printed versions are available from school districts upon request.

YEAR	ABSOLUTE RATING	GROWTH RATING	PALMETTO GOLD AND SILVER AWARD		ESEA/FEDERAL ACCOUNTABILITY RATING SYSTEM	
			General Performance	Closing the Gap	ESEA Grade	Accountability Indicator
2013	Good	Average	TBD	TBD	B	N/A
2012	Good	Good	Silver	N/A	A	N/A
2011	Average	Average	Silver	N/A	Not Met	N/A

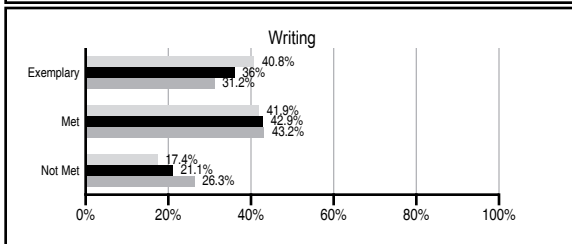
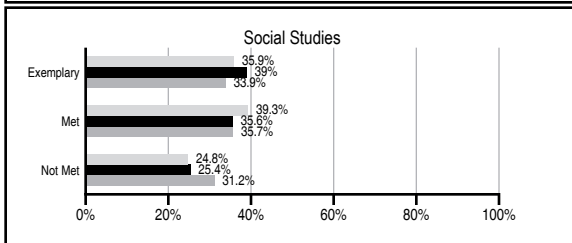
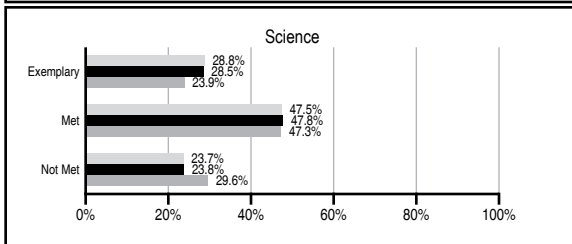
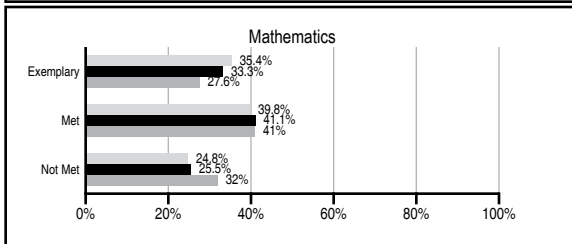
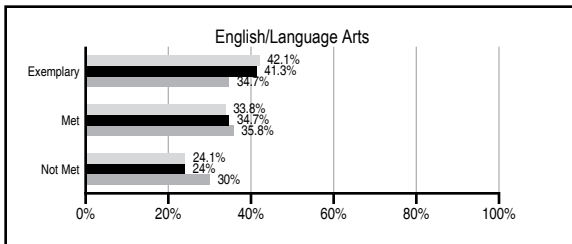
## ABSOLUTE RATINGS OF MIDDLE SCHOOLS WITH STUDENTS LIKE OURS\*

EXCELLENT	GOOD	AVERAGE	BELOW AVERAGE	AT-RISK
10	21	14	1	0

\* Ratings are calculated with data available by 01/15/2014. Schools with Students Like Ours are Middle Schools with Poverty Indices of no more than 5% above or below the index for this school.

## PASS PERFORMANCE

Our School Middle Schools with Students Like Ours Middle schools statewide



## NAEP PERFORMANCE\*

\* Performance reported for SC and nation, data not available at school level. Percentages at NAEP Achievement Levels.



## END OF COURSE TESTS - 2013

% of students scoring 70 or above on:	Our Middle School	Middle Schools with Students Like Ours
Algebra 1/Math for the Technologies 2	100.0	97.4
English 1	100.0	93.9
Physical Science	N/A	N/A
US History and the Constitution	N/A	0
All Subjects	100.0	97.1

## SC PERFORMANCE VISION

By 2020 all students will graduate with the knowledge and skills necessary to compete successfully in the global economy, participate in a democratic society and contribute positively as members of families and communities.

### Abbreviations Key

N/A Not Applicable N/AV Not Available N/C Not Collected N/R Not Reported I/S Insufficient Sample TBD To be determined

# R.P. Dawkins Middle School [Spartanburg 6]

## SCHOOL PROFILE

	Our School	Change from Last Year	Middle Schools with Students Like Ours	Median Middle School
<b>Students (n=854)</b>				
Students enrolled in high school credit courses (grades 7 & 8)	17.5%	Up from 10.0%	25.4%	24.6%
Retention rate	0.0%	No Change	0.5%	0.6%
Attendance rate	97.7%	Up from 97.2%	96.1%	95.9%
Served by gifted and talented program	34.3%	N/A	23.3%	18.5%
With disabilities	9.6%	N/A	11.3%	13.0%
Older than usual for grade	2.3%	N/A	4.0%	4.8%
Out-of-school suspensions or expulsions for violent and/or criminal offenses	0.1%	Up from 0.0%	0.7%	0.6%
Annual dropout rate	0.0%	No Change	0.0%	0.0%
<b>Teachers (n=53)</b>				
Teachers with advanced degrees	77.4%	Down from 78.8%	64.7%	61.5%
Continuing contract teachers	86.8%	Up from 84.6%	80.4%	77.2%
Teachers returning from previous year	93.5%	Down from 94.2%	88.5%	85.9%
Teacher attendance rate	94.2%	Down from 96.2%	94.6%	94.9%
Average teacher salary*	\$51,066	Up 0.9%	\$47,562	\$47,313
Classes not taught by highly qualified teachers	2.1%	Up from 0.0%	0.0%	2.0%
Professional development days/teacher	13.3 days	Up from 12.7 days	11.3 days	10.1 days
<b>School</b>				
Principal's years at school	2.0	Up from 1.0	4.0	4.0
Student-teacher ratio in core subjects	22.4 to 1	Up from 22.0 to 1	22.4 to 1	22.1 to 1
Prime instructional time	91.2%	Down from 93.2%	89.8%	89.6%
Opportunities in the arts	Excellent	No Change	Good	Good
SACS accreditation	Yes	No Change	Yes	Yes
Parents attending conferences	96.7%	Up from 96.2%	98.6%	99.0%
Character development program	Good	Down from Excellent	Good	Good
Dollars spent per pupil**	\$6,622	Up 2.1%	\$6,920	\$7,239
Percent of expenditures for instruction**	70.0%	Down from 70.2%	65.0%	63.0%
Percent of expenditures for teacher salaries**	66.0%	Down from 68.7%	62.0%	61.0%
ESEA composite index score	86.7	Down from 95.1	87.1	83.5

\* Length of contract = 185+ days.

\*\* Prior year audited financial data available.

## EVALUATION RESULTS

	Teachers	Students*	Parents*
Number of surveys returned	46	196	8
Percent satisfied with learning environment	87%	87.2%	N/A
Percent satisfied with social and physical environment	100%	86.1%	N/A
Percent satisfied with school-home relations	93.5%	92.6%	N/A

\*Only students at the highest middle school grade level at this school and their parents were included.

Comprehensive detail, including definitions of ratings, performance criteria, and explanations of status, is available on [www.ed.sc.gov](http://www.ed.sc.gov) and [www.eoc.sc.gov](http://www.eoc.sc.gov) as well as school and school district websites.

Printed versions are available from school districts upon request.

## REPORT OF PRINCIPAL AND SCHOOL IMPROVEMENT COUNCIL

The 2012-2013 school year was a successful one at R.P. Dawkins Middle. In keeping with our mission, a safe and nurturing learning environment was provided where every student had an opportunity to succeed. Our faculty remained committed to the development of students in the areas of academics, fine arts, athletics, and service to others. Once again, our students achieved success in each of these.

Academic rigor and increased learning opportunities for our students remain a primary focus at R.P. Dawkins. This year we were pleased to offer our seventh and eighth grade students two new exploratory classes: Gateway to Technology and Integrated Business Applications. Also, we added Honors English 9 for our eighth graders. Many students excelled in the classroom, and we were proud to have 29 students selected as SC Junior Scholars. Our academic team had another outstanding year. This year's team placed second in the Battle of the Brains competition and was the state winner in the Knowledge Master Open. The team qualified for the Junior National Academic Championship in Alexandria, Virginia and finished in sixth place overall.

Our fine arts programs did an outstanding job this year. Orchestra, band, and chorus each had members recognized for their talents at the regional and state levels. Our orchestra program was as impressive as ever and earned another superior rating at Concert Festival. Also, we had three students make the 2012-2013 South Carolina All-State orchestra. The number of band participants grew from the previous year and earned a superior performance rating at Concert Festival. Chorus saw an increase in student participation and received an excellent performance rating.

Athletics at R.P. Dawkins remained a source of fun and pride for our students. Each of our programs was competitive and enjoyed winning seasons. Our girls' volleyball team was Peachtree Conference regular season and tournament champions. Our eighth grade football team was Peachtree Conference champion. In addition to football, volleyball, basketball, and wrestling, we added boys and girls soccer programs for our students.

Our Bearcats were committed to helping others in need and were busy with many charitable causes. Our student council led our student body in fundraising efforts for the Make-A-Wish Foundation, Relay for Life, and the Spartanburg Soup Kitchen. Other efforts were spent supporting Mobile Meals and the United Way.

With a combined effort, our students, parents, faculty and staff worked together to make this year a positive one. We were pleased with the growth of so many of our Bearcats and remain committed to meeting the needs of all our students. We expect success and look forward to what the future has in store for our students.

Jay Seegars, Principal  
Stacey Beeler, SIC Chair

### Abbreviations Key

N/A Not Applicable N/AV Not Available N/C Not Collected N/R Not Reported I/S Insufficient Sample TBD To be determined  
NI Newly Identified CSI Continuing School Improvement CA Corrective Action RP Plan to Restructure R Restructure DELAY School Improvement Status HOLD School Improvement Status