



SC Annual School Report Card Summary

Gable Middle School
 Spartanburg 6
 Grades: 6-8 Enrollment: 796
 Principal: Karen Bush
 Superintendent: Dr. Darryl Owings
 Board Chair:

PERFORMANCE

Comprehensive detail, including definitions of ratings, performance criteria, and explanations of status, is available on www.ed.sc.gov and www.eoc.sc.gov as well as school and school district websites. Printed versions are available from school districts upon request.

YEAR	ABSOLUTE RATING	GROWTH RATING	PALMETTO GOLD AND SILVER AWARD		ESEA/FEDERAL ACCOUNTABILITY RATING SYSTEM	
			General Performance	Closing the Gap	ESEA Grade	Accountability Indicator
2013	Good	Average	TBD	TBD	B	N/A
2012	Good	Good	Silver	N/A	B	N/A
2011	Good	Excellent	Gold	Silver	Not Met	N/A

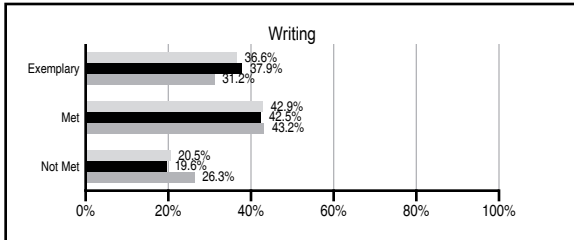
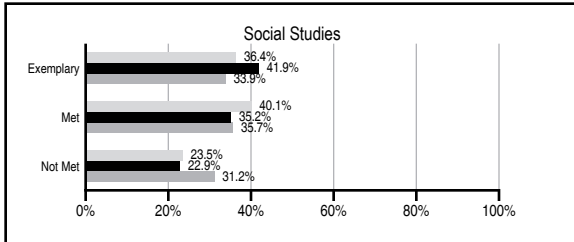
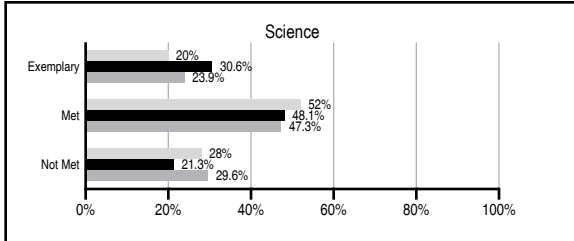
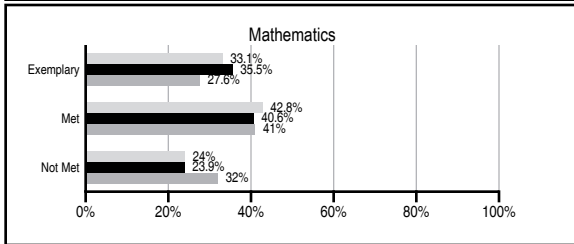
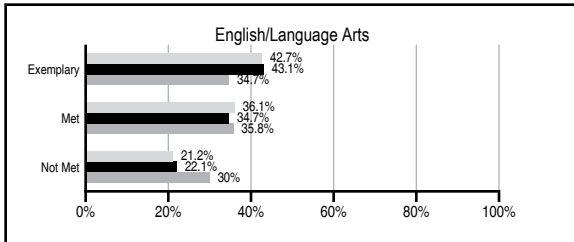
ABSOLUTE RATINGS OF MIDDLE SCHOOLS WITH STUDENTS LIKE OURS*

EXCELLENT	GOOD	AVERAGE	BELOW AVERAGE	AT-RISK
17	16	11	0	0

* Ratings are calculated with data available by 01/15/2014. Schools with Students Like Ours are Middle Schools with Poverty Indices of no more than 5% above or below the index for this school.

PASS PERFORMANCE

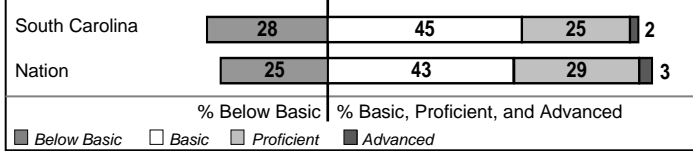
Our School Middle Schools with Students Like Ours Middle schools statewide



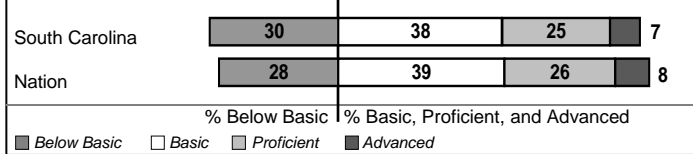
NAEP PERFORMANCE*

* Performance reported for SC and nation, data not available at school level. Percentages at NAEP Achievement Levels.

READING – GRADE 8 (2011)



MATH – GRADE 8 (2011)



SCIENCE – GRADE 8 (2011)



END OF COURSE TESTS - 2013

% of students scoring 70 or above on:	Our Middle School	Middle Schools with Students Like Ours
Algebra 1/Math for the Technologies 2	100.0	96.9
English 1	100.0	94.6
Physical Science	N/A	N/A
US History and the Constitution	N/A	0
All Subjects	100.0	96.7

SC PERFORMANCE VISION

By 2020 all students will graduate with the knowledge and skills necessary to compete successfully in the global economy, participate in a democratic society and contribute positively as members of families and communities.

Abbreviations Key

N/A Not Applicable N/AV Not Available N/C Not Collected N/R Not Reported I/S Insufficient Sample TBD To be determined

Gable Middle School [Spartanburg 6]

SCHOOL PROFILE

	Our School	Change from Last Year	Middle Schools with Students Like Ours	Median Middle School
Students (n=796)				
Students enrolled in high school credit courses (grades 7 & 8)	14.8%	Down from 15.0%	27.5%	24.6%
Retention rate	0.0%	No Change	0.5%	0.6%
Attendance rate	97.7%	Up from 97.0%	96.3%	95.9%
Served by gifted and talented program	30.9%	N/A	24.5%	18.5%
With disabilities	12.6%	N/A	11.4%	13.0%
Older than usual for grade	2.9%	N/A	3.3%	4.8%
Out-of-school suspensions or expulsions for violent and/or criminal offenses	0.0%	No Change	0.6%	0.6%
Annual dropout rate	0.0%	No Change	0.0%	0.0%
Teachers (n=57)				
Teachers with advanced degrees	73.7%	Down from 74.5%	63.8%	61.5%
Continuing contract teachers	78.9%	Down from 85.5%	79.1%	77.2%
Teachers returning from previous year	92.4%	Down from 93.7%	88.5%	85.9%
Teacher attendance rate	95.7%	Up from 95.0%	94.9%	94.9%
Average teacher salary*	\$50,281	Up 1.5%	\$48,262	\$47,313
Classes not taught by highly qualified teachers	5.1%	Up from 3.3%	2.3%	2.0%
Professional development days/teacher	11.1 days	Up from 10.7 days	11.4 days	10.1 days
School				
Principal's years at school	8.0	Up from 7.0	4.0	4.0
Student-teacher ratio in core subjects	20.7 to 1	Down from 21.2 to 1	22.9 to 1	22.1 to 1
Prime instructional time	92.6%	Up from 91.6%	89.7%	89.6%
Opportunities in the arts	Excellent	No Change	Excellent	Good
SACS accreditation	Yes	No Change	Yes	Yes
Parents attending conferences	93.9%	Up from 86.8%	99.8%	99.0%
Character development program	Excellent	No Change	Excellent	Good
Dollars spent per pupil**	\$7,231	Down 4.3%	\$6,937	\$7,239
Percent of expenditures for instruction**	72.0%	Up from 70.8%	65.5%	63.0%
Percent of expenditures for teacher salaries**	69.0%	Down from 69.4%	63.5%	61.0%
ESEA composite index score	85.1	Down from 89.6	87.9	83.5

* Length of contract = 185+ days.

** Prior year audited financial data available.

EVALUATION RESULTS

	Teachers	Students*	Parents*
Number of surveys returned	45	251	117
Percent satisfied with learning environment	100%	78.5%	84.6%
Percent satisfied with social and physical environment	100%	78.2%	83.9%
Percent satisfied with school-home relations	88.7%	87.1%	81.9%

*Only students at the highest middle school grade level at this school and their parents were included.

REPORT OF PRINCIPAL AND SCHOOL IMPROVEMENT COUNCIL

The 2012-2013 school year proved to be another exciting year for Gable Middle School. We had an outstanding school year where we all showed our Gable PRIDE. GMS celebrated many accomplishments. Twenty-two eighth grade students were selected as SC Junior Scholars for excellent performance on the PSAT. The GMS chapter of National Junior Beta Club had over 350 members participating in Beta Club activities and service projects. GMS students competed in the Continental Math League for the fourteenth year in a row. The GMS seventh grade orchestra and the GMS eighth grade orchestra both received superior ratings at the South Carolina Orchestra Concert Festival. GMS chorus students and GMS band students also received superior ratings at their State Festivals.

The faculty, staff, administration, and students also participated in several service projects. GMS student council sponsored a canned food drive where students and teachers contributed thousands of items to Total Ministries of Spartanburg. GMS students also raised money for United Way, Mobile Meals, and Relay for Life.

Teachers and administrators at GMS continued to focus on data analysis to improve instruction. Through the use of Test View, teachers and administrators analyzed MAP scores and PASS data. This data analysis allowed teachers and administrators to make data driven decisions concerning curriculum and instruction. Gable Middle School also implemented its Compass Odyssey and Study Island computer lab. Compass Odyssey and Study Island are enrichment programs that correlate with the South Carolina Curriculum Standards.

Gable students and staff celebrated two state wide recognitions for improvements in PASS test scores. Gable received the Palmetto Gold Award for Student Achievement.

In addition, GMS continued to implement its character education program. Gable P.R.I.D.E. encourages students, teachers, and the school community to display their Productivity, Respect, Initiative, Determination, and Excellence.

Gable Middle School.....where we all show our Gable PRIDE.

Karen N. Bush, Principal

Teresa Lawson, School Improvement Chairperson

Comprehensive detail, including definitions of ratings, performance criteria, and explanations of status, is available on www.ed.sc.gov and www.eoc.sc.gov as well as school and school district websites.

Printed versions are available from school districts upon request.

Abbreviations Key

N/A Not Applicable N/AV Not Available N/C Not Collected N/R Not Reported I/S Insufficient Sample TBD To be determined

NI Newly Identified CSI Continuing School Improvement CA Corrective Action RP Plan to Restructure R Restructure DELAY School Improvement Status HOLD School Improvement Status