



SC Annual School Report Card Summary

Woodruff Middle School
 Spartanburg 4
 Grades: 6-8 Enrollment: 657
 Principal: Denise D. Brown
 Superintendent: W. Rallie Liston
 Board Chair: Milton Smith

PERFORMANCE

Comprehensive detail, including definitions of ratings, performance criteria, and explanations of status, is available on www.ed.sc.gov and www.eoc.sc.gov as well as school and school district websites. Printed versions are available from school districts upon request.

YEAR	ABSOLUTE RATING	GROWTH RATING	PALMETTO GOLD AND SILVER AWARD		ESEA/FEDERAL ACCOUNTABILITY RATING SYSTEM	
			General Performance	Closing the Gap	ESEA Grade	Accountability Indicator
2013	Good	Average	TBD	TBD	A	N/A
2012	Good	Average	N/A	Silver	B	N/A
2011	Average	Average	Silver	N/A	Not Met	N/A

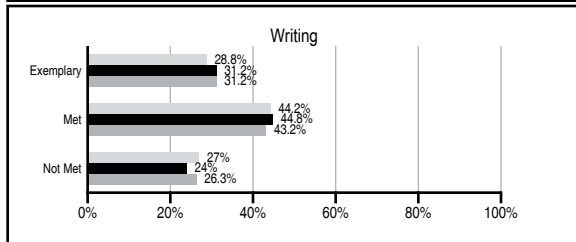
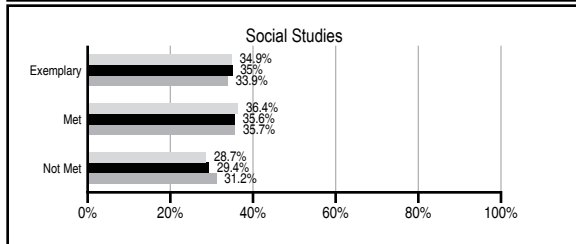
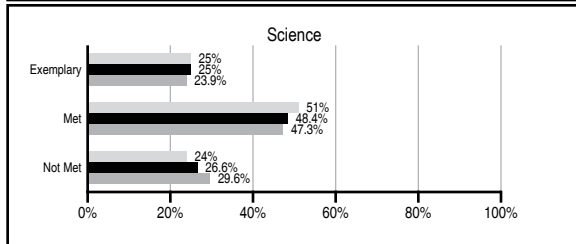
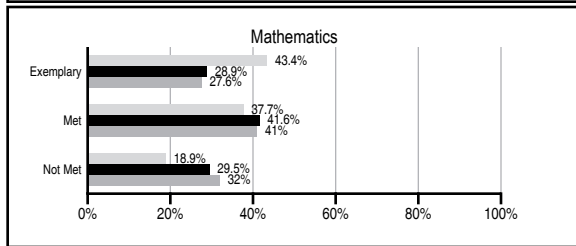
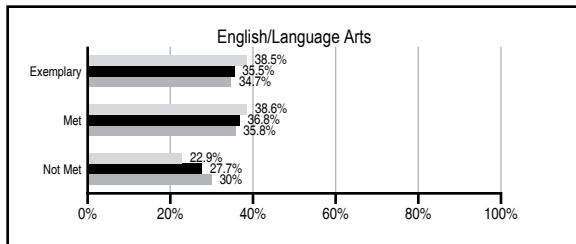
ABSOLUTE RATINGS OF MIDDLE SCHOOLS WITH STUDENTS LIKE OURS*

EXCELLENT	GOOD	AVERAGE	BELOW AVERAGE	AT-RISK
4	19	37	1	1

* Ratings are calculated with data available by 01/15/2014. Schools with Students Like Ours are Middle Schools with Poverty Indices of no more than 5% above or below the index for this school.

PASS PERFORMANCE

Our School Middle Schools with Students Like Ours Middle schools statewide



NAEP PERFORMANCE*

* Performance reported for SC and nation, data not available at school level. Percentages at NAEP Achievement Levels.



END OF COURSE TESTS - 2013

% of students scoring 70 or above on:	Our Middle School	Middle Schools with Students Like Ours
Algebra 1/Math for the Technologies 2	98.5	96.3
English 1	100.0	94.8
Physical Science	N/A	N/A
US History and the Constitution	N/A	N/A
All Subjects	99.3	95.9

SC PERFORMANCE VISION

By 2020 all students will graduate with the knowledge and skills necessary to compete successfully in the global economy, participate in a democratic society and contribute positively as members of families and communities.

Abbreviations Key

N/A Not Applicable N/AV Not Available N/C Not Collected N/R Not Reported I/S Insufficient Sample TBD To be determined

Woodruff Middle School [Spartanburg 4]

SCHOOL PROFILE

	Our School	Change from Last Year	Middle Schools with Students Like Ours	Median Middle School
Students (n=657)				
Students enrolled in high school credit courses (grades 7 & 8)	49.6%	Down from 50.8%	25.7%	24.6%
Retention rate	0.2%	Up from 0.0%	0.7%	0.6%
Attendance rate	95.5%	Down from 95.7%	95.8%	95.9%
Served by gifted and talented program	37.7%	N/A	21.0%	18.5%
With disabilities	12.7%	N/A	14.1%	13.0%
Older than usual for grade	3.3%	N/A	5.4%	4.8%
Out-of-school suspensions or expulsions for violent and/or criminal offenses	0.8%	Down from 1.2%	0.7%	0.6%
Annual dropout rate	0.0%	No Change	0.0%	0.0%
Teachers (n=37)				
Teachers with advanced degrees	67.6%	Up from 66.7%	62.0%	61.5%
Continuing contract teachers	100.0%	No Change	83.3%	77.2%
Teachers returning from previous year	97.1%	Up from 94.8%	88.1%	85.9%
Teacher attendance rate	93.8%	Down from 94.9%	94.7%	94.9%
Average teacher salary*	\$52,286	Up 4.7%	\$48,386	\$47,313
Classes not taught by highly qualified teachers	0.6%	Down from 8.3%	0.6%	2.0%
Professional development days/teacher	10.5 days	Up from 10.0 days	9.1 days	10.1 days
School				
Principal's years at school	15.0	Up from 14.0	4.0	4.0
Student-teacher ratio in core subjects	24.0 to 1	Down from 25.1 to 1	22.2 to 1	22.1 to 1
Prime instructional time	88.6%	Down from 90.1%	89.4%	89.6%
Opportunities in the arts	Excellent	No Change	Good	Good
SACS accreditation	Yes	No Change	Yes	Yes
Parents attending conferences	100.0%	Up from 99.8%	98.4%	99.0%
Character development program	Excellent	No Change	Good	Good
Dollars spent per pupil**	\$7,601	Up 6.3%	\$7,170	\$7,239
Percent of expenditures for instruction**	58.0%	Down from 59.2%	64.0%	63.0%
Percent of expenditures for teacher salaries**	54.0%	Down from 56.8%	61.0%	61.0%
ESEA composite index score	97.3	Up from 89.6	84.5	83.5

* Length of contract = 185+ days.

** Prior year audited financial data available.

EVALUATION RESULTS

	Teachers	Students*	Parents*
Number of surveys returned	25	184	62
Percent satisfied with learning environment	92%	78.2%	87.1%
Percent satisfied with social and physical environment	100%	81.7%	82%
Percent satisfied with school-home relations	87.5%	82.2%	77%

*Only students at the highest middle school grade level at this school and their parents were included.

REPORT OF PRINCIPAL AND SCHOOL IMPROVEMENT COUNCIL

Welcome to Woodruff Middle School, where the best get better! is the phrase that greeted 670 students every morning as the student body gathered to begin each morning of the 2012-2013 school year. This guiding principle organized each day as students were challenged to follow directions, be prepared, make good choices, and do their best. Woodruff Middle School has a heart for the unique emotional, social and academic needs of a middle school student. This nurturing environment where students work within teams of teachers sets the stage for success. With strong support from the Woodruff community, parents, faculty and staff, Woodruff Middle School students improved from best to even better. The school received recognition from the South Carolina State Department of Education with the Palmetto Silver Award for significant student achievement over a 3-year period on our state's PASS assessment. Additional academic awards were numerous as 97 students were inducted into the Junior Beta Club. Fifteen students were recognized as Junior Scholars on the basis of outstanding PSAT scores. Fifty-Three 7th grade students qualified for the Duke TIP Scholar Program and 17 successfully completed the program. One student achieved eligibility for the Duke TIP Summer Academy Program. 178 students were honored at the Academic Awards Ceremony for maintaining a yearly average of 93 or better. Fine Arts accomplishments included an "Excellent" rating for the Chorus at the Carowinds Festival. Fourteen WMS students participated in the high school band, and a student was named to All State Band. Drama students staged performances of "The Beverly Hillbillies" in the Activity Center and for the student body. 18 students had art displayed in the community, and 5 had works hung at the Chapman Cultural Center for Youth Art Month; WMS artists took 1st, 2nd, and 3rd place honors in the Piedmont Fair Printmaking competitions. One artist earned national recognition with an Honorable Mention in the Celebrating Art.com competition. In athletics, 177 students participated in middle school sports with another 106 participating in junior varsity and varsity teams. 27 students received Edward Jones' Athlete of the Week recognition. During fall and winter sports, 83% of our student athletes were named All Academic, and 11 athletes were named All Conference. School activities and events included extended-day Academic Focus groups and approximately 300 students selected as "Student of the Month" by teachers. Eighth graders continued the annual event, "Cubs Go to College," and toured area college campuses. A Media Center program, Real Men Read, invited speakers from area government and businesses to encourage student reading. Our students made contributions to Helping Hands Ministry, the Humane Society, Coops for Troops, Operation Christmas Child, and raised funds for cancer research in the local Relay for Life event. Woodruff Middle School is committed to serving the needs of our community and its students by educating them academically, socially and through extracurricular activities. In this school climate of high expectations-coupled with a caring, supportive staff- students lived up to the motto: Welcome to Woodruff Middle School, where the best get better!

Denise D. Brown, Principal

Comprehensive detail, including definitions of ratings, performance criteria, and explanations of status, is available on www.ed.sc.gov and www.eoc.sc.gov as well as school and school district websites.

Printed versions are available from school districts upon request.

Abbreviations Key

N/A Not Applicable N/AV Not Available N/C Not Collected N/R Not Reported I/S Insufficient Sample TBD To be determined

NI Newly Identified CSI Continuing School Improvement CA Corrective Action RP Plan to Restructure R Restructure DELAY School Improvement Status HOLD School Improvement Status