



# SC Annual School Report Card Summary

**Middle School of Pacolet**  
**Spartanburg 3**  
**Grades: 6-8** Enrollment: 216  
**Principal: Max Deaton**  
**Superintendent: James O. Ray**  
**Board Chair: Eddie Dearybury**

## PERFORMANCE

Comprehensive detail, including definitions of ratings, performance criteria, and explanations of status, is available on [www.ed.sc.gov](http://www.ed.sc.gov) and [www.eoc.sc.gov](http://www.eoc.sc.gov) as well as school and school district websites. Printed versions are available from school districts upon request.

YEAR	ABSOLUTE RATING	GROWTH RATING	PALMETTO GOLD AND SILVER AWARD		ESEA/FEDERAL ACCOUNTABILITY RATING SYSTEM	
			General Performance	Closing the Gap	ESEA Grade	Accountability Indicator
2013	Good	Average	TBD	TBD	B	N/A
2012	Good	Good	Silver	N/A	B	N/A
2011	Good	Average	Silver	N/A	Not Met	N/A

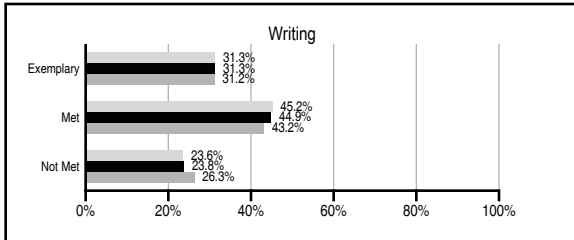
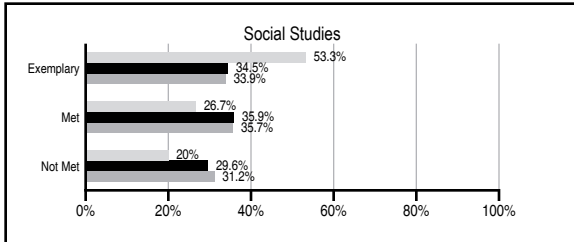
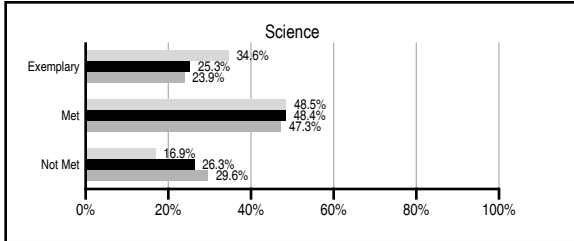
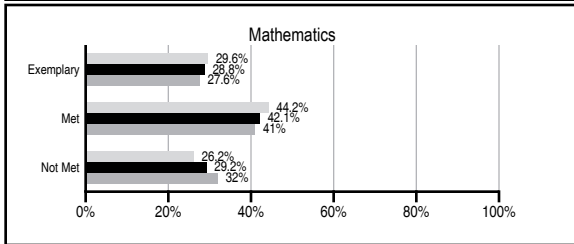
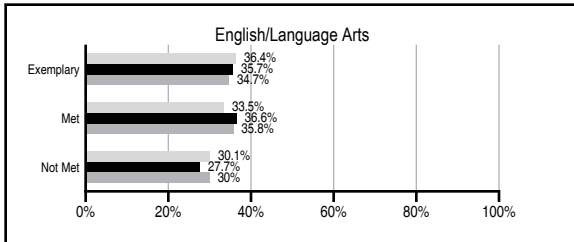
## ABSOLUTE RATINGS OF MIDDLE SCHOOLS WITH STUDENTS LIKE OURS\*

EXCELLENT	GOOD	AVERAGE	BELOW AVERAGE	AT-RISK
3	21	34	1	1

\* Ratings are calculated with data available by 01/15/2014. Schools with Students Like Ours are Middle Schools with Poverty Indices of no more than 5% above or below the index for this school.

## PASS PERFORMANCE

Our School Middle Schools with Students Like Ours Middle schools statewide



## NAEP PERFORMANCE\*

\* Performance reported for SC and nation, data not available at school level. Percentages at NAEP Achievement Levels.



## END OF COURSE TESTS - 2013

% of students scoring 70 or above on:	Our Middle School	Middle Schools with Students Like Ours
Algebra 1/Math for the Technologies 2	96.0	95.5
English 1	100.0	94.6
Physical Science	N/A	N/A
US History and the Constitution	N/A	N/A
All Subjects	98.1	95.2

## SC PERFORMANCE VISION

*By 2020 all students will graduate with the knowledge and skills necessary to compete successfully in the global economy, participate in a democratic society and contribute positively as members of families and communities.*

### Abbreviations Key

N/A Not Applicable N/AV Not Available N/C Not Collected N/R Not Reported I/S Insufficient Sample TBD To be determined

# Middle School of Pacolet [Spartanburg 3]

## SCHOOL PROFILE

	Our School	Change from Last Year	Middle Schools with Students Like Ours	Median Middle School
<b>Students (n=216)</b>				
Students enrolled in high school credit courses (grades 7 & 8)	18.6%	Up from 14.4%	28.1%	24.6%
Retention rate	0.0%	No Change	0.6%	0.6%
Attendance rate	96.3%	Down from 96.5%	95.8%	95.9%
Served by gifted and talented program	33.3%	N/A	21.0%	18.5%
With disabilities	18.8%	N/A	13.4%	13.0%
Older than usual for grade	5.2%	N/A	5.2%	4.8%
Out-of-school suspensions or expulsions for violent and/or criminal offenses	0.0%	Down from 0.5%	0.8%	0.6%
Annual dropout rate	0.0%	No Change	0.0%	0.0%
<b>Teachers (n=13)</b>				
Teachers with advanced degrees	61.5%	Down from 75.0%	62.3%	61.5%
Continuing contract teachers	84.6%	Up from 58.3%	83.3%	77.2%
Teachers returning from previous year	85.2%	Up from 75.9%	88.8%	85.9%
Teacher attendance rate	95.1%	Down from 96.5%	94.5%	94.9%
Average teacher salary*	\$44,851	Up 3.6%	\$48,289	\$47,313
Classes not taught by highly qualified teachers	0.0%	Down from 4.7%	0.0%	2.0%
Professional development days/teacher	20.6 days	Up from 15.6 days	9.0 days	10.1 days
<b>School</b>				
Principal's years at school	2.0	No Change	4.0	4.0
Student-teacher ratio in core subjects	21.2 to 1	Up from 20.9 to 1	22.6 to 1	22.1 to 1
Prime instructional time	89.2%	Down from 91.1%	89.4%	89.6%
Opportunities in the arts	Good	No Change	Good	Good
SACS accreditation	Yes	No Change	Yes	Yes
Parents attending conferences	99.0%	Down from 99.5%	98.8%	99.0%
Character development program	Excellent	No Change	Good	Good
Dollars spent per pupil**	\$8,822	Up 11.6%	\$7,097	\$7,239
Percent of expenditures for instruction**	50.0%	Up from 49.7%	63.0%	63.0%
Percent of expenditures for teacher salaries**	47.0%	Down from 48.1%	60.5%	61.0%
ESEA composite index score	89.6	Up from 88.7	85.2	83.5

\* Length of contract = 185+ days.

\*\* Prior year audited financial data available.

## EVALUATION RESULTS

	Teachers	Students*	Parents*
Number of surveys returned	16	68	52
Percent satisfied with learning environment	87.5%	86.8%	98%
Percent satisfied with social and physical environment	81.3%	92.5%	92.3%
Percent satisfied with school-home relations	100.1%	95.3%	96.1%

\*Only students at the highest middle school grade level at this school and their parents were included.

## REPORT OF PRINCIPAL AND SCHOOL IMPROVEMENT COUNCIL

The Middle School of Pacolet is a diverse, rural school that serves over 211 students in sixth through eighth grades. With a small community school atmosphere, we offer students personal, one-on-one interaction with teachers, staff, coaches, and classmates while providing many learning opportunities found in larger schools.

One of our major initiatives for 2012-2013 was continuous support of our K-8 instructional model which brings teachers, staff, and students together to improve transition from elementary to middle school, share curriculum, align field studies and school calendars, create student mentor programs and a sense of family between the two campuses. Another major initiative for 2012-2013 school year was the continuation of the internationally recognized Olweus Bullying Prevention Program. Students participated in weekly meetings to discuss ways to prevent bullying behaviors. This program has proven it can reduce bullying and make schools safer, happier places for students to learn. Analyzing the results of Measures of Academic Progress (MAP) assessments allowed us to make instructional changes to benefit individual students in an immediate and well-informed manner. We continued offering math and reading enrichment classes at each grade level. A smaller teacher-student ratio allowed teachers the opportunity to build on individualized instruction that begins in the regular classroom. Students, parents, and teachers were pleased with students' success in these classes.

Middle School of Pacolet was the recipient of a state Palmetto Silver Award, one SC/NSPRA Awards for Excellence for public relations, and an Inquiring Minds: Reading to Learn and Innovate in Mathematics and Science (IQ-MS) Research Grant. This grant provided math and science teachers with training in literacy strategies to incorporate in math and science classes. The implementation of the First in Math Program gave students the opportunity to complete thousands of math problems in a competitive, challenging, and exciting way. Our school finished fourth in the state with five students finishing in the top five for their grade including South Carolina number one eighth grade player. Four eighth grade students finished second in the state in the eCybermission STEM Competition sponsored by the U.S. Army.

Our School Improvement Council (SIC) and Parent Teacher Organization (PTO) were very involved in the decision making at our school. As a result, our instructional, volunteer, and positive behavior programs throughout the year were enhanced and improved.

The commitment of all stakeholders in the Pacolet community has assisted in the continued increase of student achievement, a positive school climate, and several school awards – Palmetto Silver Award, First in Math Award, publication award, eCybermission award, and IQ-MS Research Grant. It is with great INDIAN PRIDE that we share these accomplishments with you.

Max Deaton, Principal  
Tammy Stephens, SIC Chairperson

Comprehensive detail, including definitions of ratings, performance criteria, and explanations of status, is available on [www.ed.sc.gov](http://www.ed.sc.gov) and [www.eoc.sc.gov](http://www.eoc.sc.gov) as well as school and school district websites.

Printed versions are available from school districts upon request.

### Abbreviations Key

N/A Not Applicable N/AV Not Available N/C Not Collected N/R Not Reported I/S Insufficient Sample TBD To be determined  
NI Newly Identified CSI Continuing School Improvement CA Corrective Action RP Plan to Restructure R Restructure DELAY School Improvement Status HOLD School Improvement Status