



SC Annual School Report Card Summary

Cowpens Middle School
 Spartanburg 3
 Grades: 6-8 Enrollment: 494
 Principal: Cynthia D. James
 Superintendent: James O. Ray
 Board Chair: Eddie Dearybury

PERFORMANCE

Comprehensive detail, including definitions of ratings, performance criteria, and explanations of status, is available on www.ed.sc.gov and www.eoc.sc.gov as well as school and school district websites. Printed versions are available from school districts upon request.

YEAR	ABSOLUTE RATING	GROWTH RATING	PALMETTO GOLD AND SILVER AWARD		ESEA/FEDERAL ACCOUNTABILITY RATING SYSTEM	
			General Performance	Closing the Gap	ESEA Grade	Accountability Indicator
2013	Good	Average	TBD	TBD	B	N/A
2012	Average	Good	Silver	N/A	B	N/A
2011	Good	Good	Silver	N/A	Not Met	N/A

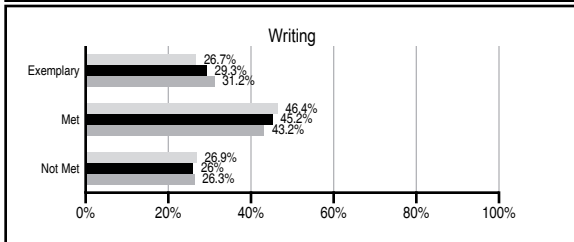
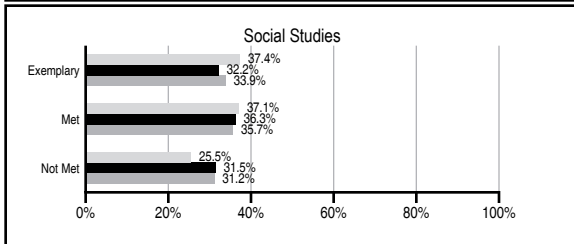
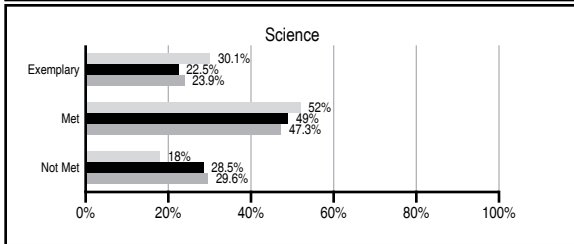
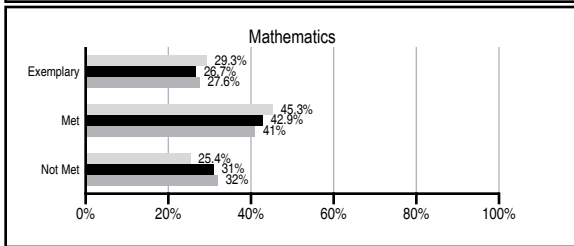
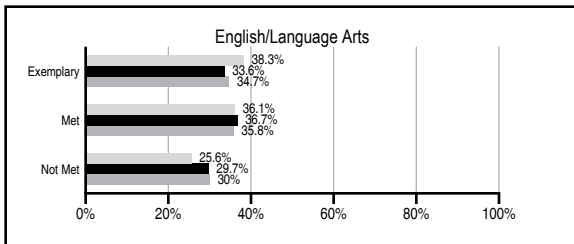
ABSOLUTE RATINGS OF MIDDLE SCHOOLS WITH STUDENTS LIKE OURS*

EXCELLENT	GOOD	AVERAGE	BELOW AVERAGE	AT-RISK
3	11	43	2	0

* Ratings are calculated with data available by 01/15/2014. Schools with Students Like Ours are Middle Schools with Poverty Indices of no more than 5% above or below the index for this school.

PASS PERFORMANCE

Our School Middle Schools with Students Like Ours Middle schools statewide



NAEP PERFORMANCE*

* Performance reported for SC and nation, data not available at school level. Percentages at NAEP Achievement Levels.



END OF COURSE TESTS - 2013

% of students scoring 70 or above on:	Our Middle School	Middle Schools with Students Like Ours
Algebra 1/Math for the Technologies 2	100.0	98.0
English 1	100.0	97.7
Physical Science	N/A	N/A
US History and the Constitution	N/A	N/A
All Subjects	100.0	97.8

SC PERFORMANCE VISION

By 2020 all students will graduate with the knowledge and skills necessary to compete successfully in the global economy, participate in a democratic society and contribute positively as members of families and communities.

Abbreviations Key

N/A Not Applicable N/AV Not Available N/C Not Collected N/R Not Reported I/S Insufficient Sample TBD To be determined

Cowpens Middle School [Spartanburg 3]

SCHOOL PROFILE

	Our School	Change from Last Year	Middle Schools with Students Like Ours	Median Middle School
Students (n=494)				
Students enrolled in high school credit courses (grades 7 & 8)	13.4%	Up from 12.7%	25.1%	24.6%
Retention rate	1.0%	Up from 0.8%	0.8%	0.6%
Attendance rate	95.7%	No Change	95.5%	95.9%
Served by gifted and talented program	29.4%	N/A	18.5%	18.5%
With disabilities	18.8%	N/A	13.9%	13.0%
Older than usual for grade	4.3%	N/A	6.1%	4.8%
Out-of-school suspensions or expulsions for violent and/or criminal offenses	1.0%	Up from 0.8%	0.7%	0.6%
Annual dropout rate	0.0%	No Change	0.0%	0.0%
Teachers (n=32)				
Teachers with advanced degrees	65.6%	Up from 63.3%	58.7%	61.5%
Continuing contract teachers	68.8%	Down from 83.3%	78.5%	77.2%
Teachers returning from previous year	84.9%	Down from 87.2%	86.0%	85.9%
Teacher attendance rate	94.4%	Down from 97.0%	94.6%	94.9%
Average teacher salary*	\$51,395	Up 3.9%	\$47,174	\$47,313
Classes not taught by highly qualified teachers	0.7%	Down from 2.3%	0.3%	2.0%
Professional development days/teacher	13.1 days	Up from 12.9 days	10.6 days	10.1 days
School				
Principal's years at school	3.0	Up from 2.0	4.0	4.0
Student-teacher ratio in core subjects	21.0 to 1	Down from 23.7 to 1	21.5 to 1	22.1 to 1
Prime instructional time	88.5%	Down from 90.4%	89.0%	89.6%
Opportunities in the arts	Good	No Change	Good	Good
SACS accreditation	Yes	No Change	Yes	Yes
Parents attending conferences	99.7%	Up from 98.1%	98.2%	99.0%
Character development program	Excellent	No Change	Excellent	Good
Dollars spent per pupil**	\$8,188	Up 10.8%	\$7,106	\$7,239
Percent of expenditures for instruction**	56.0%	Down from 57.5%	63.0%	63.0%
Percent of expenditures for teacher salaries**	54.0%	Down from 56.1%	61.0%	61.0%
ESEA composite index score	87.9	Up from 83.4	83.3	83.5

* Length of contract = 185+ days.

** Prior year audited financial data available.

REPORT OF PRINCIPAL AND SCHOOL IMPROVEMENT COUNCIL

Cowpens Middle School is a rural school with a diverse student population. With student success in the forefront of every decision, the faculty, staff, and administration worked tirelessly to provide each individual student with the assistance needed to move one year closer to college. This was exemplified through our school motto, "Find Your Greatness."

Cowpens Middle continued with successful programs, such as Red Raider Reading, Enrichment, and the Olweus Bullying Prevention Program. Eighth grade English 1 Honors was implemented for a high school credit. Math and English/language arts teachers expanded their knowledge by attending a year-long graduate course that will prepare them for implementation of the Common Core Standards.

CMS students continue to demonstrate excellence in all areas. Ten eighth grade students were honored as Junior Scholars and 24 seventh grade students qualified as Duke Tip Scholars for the 2012-13 school year. Our drama/music atlas students presented "School House Rock" in the District Three Community Auditorium. The Veteran's Day program, school newsletter, and school Web page received awards from the S.C. National School Public Relations Association. Other areas that deserve special recognition are the generosity and caring of our student body. Students continued to raise money for Relay for Life, provide care packages for local students, and visit residents of a local nursing home. Our school was recognized as a Palmetto Silver Award recipient for general achievement.

Our School Improvement Council provided support in several areas this year. Our school volunteers continue to work tirelessly for the betterment of CMS. As we challenge our students to 'find greatness,' Red Raiders continue to herald "A Revolutionary Past" and look forward to "An Extraordinary Future."

Cynthia D. James, Principal

Tracy Keller, School Improvement Chairperson

EVALUATION RESULTS

	Teachers	Students*	Parents*
Number of surveys returned	34	158	86
Percent satisfied with learning environment	79.4%	80.3%	89.6%
Percent satisfied with social and physical environment	91.2%	79.7%	87.2%
Percent satisfied with school-home relations	88.2%	88.6%	83.3%

*Only students at the highest middle school grade level at this school and their parents were included.

Comprehensive detail, including definitions of ratings, performance criteria, and explanations of status, is available on www.ed.sc.gov and www.eoc.sc.gov as well as school and school district websites.

Printed versions are available from school districts upon request.

Abbreviations Key

N/A Not Applicable N/AV Not Available N/C Not Collected N/R Not Reported I/S Insufficient Sample TBD To be determined

NI Newly Identified CSI Continuing School Improvement CA Corrective Action RP Plan to Restructure R Restructure DELAY School Improvement Status HOLD School Improvement Status