



SC Annual School Report Card Summary

Rainbow Lake Middle
 Spartanburg 2
 Grades: 6-8 Enrollment: 744
 Principal: Donald Barnette
 Superintendent: Dr. Scott J. Mercer
 Board Chair: Joyce M. Wright

PERFORMANCE

Comprehensive detail, including definitions of ratings, performance criteria, and explanations of status, is available on www.ed.sc.gov and www.eoc.sc.gov as well as school and school district websites. Printed versions are available from school districts upon request.

YEAR	ABSOLUTE RATING	GROWTH RATING	PALMETTO GOLD AND SILVER AWARD		ESEA/FEDERAL ACCOUNTABILITY RATING SYSTEM	
			General Performance	Closing the Gap	ESEA Grade	Accountability Indicator
2013	Excellent	Excellent	TBD	TBD	A	N/A
2012	Excellent	Excellent	Gold	Gold	A	N/A
2011	Excellent	Excellent	Gold	Silver	Not Met	N/A

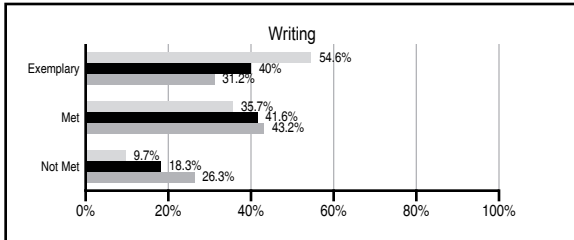
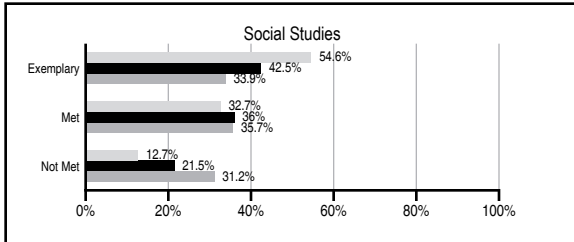
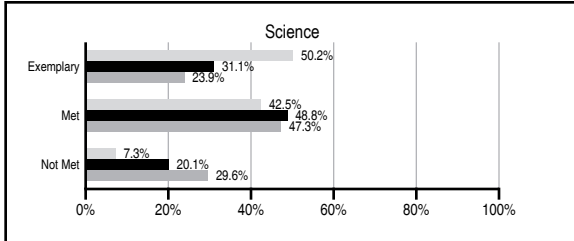
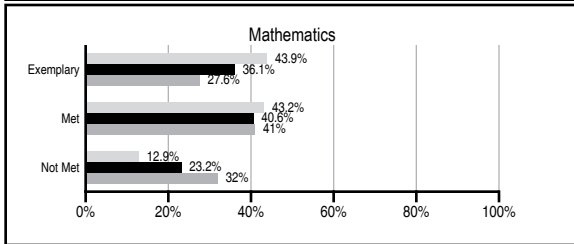
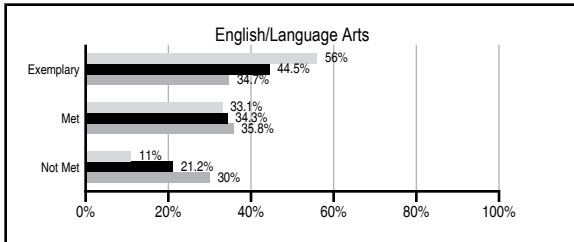
ABSOLUTE RATINGS OF MIDDLE SCHOOLS WITH STUDENTS LIKE OURS*

EXCELLENT	GOOD	AVERAGE	BELOW AVERAGE	AT-RISK
18	12	9	0	0

* Ratings are calculated with data available by 01/15/2014. Schools with Students Like Ours are Middle Schools with Poverty Indices of no more than 5% above or below the index for this school.

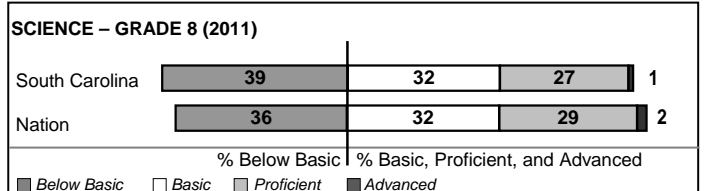
PASS PERFORMANCE

Our School Middle Schools with Students Like Ours Middle schools statewide



NAEP PERFORMANCE*

* Performance reported for SC and nation, data not available at school level. Percentages at NAEP Achievement Levels.



END OF COURSE TESTS - 2013

% of students scoring 70 or above on:	Our Middle School	Middle Schools with Students Like Ours
Algebra 1/Math for the Technologies 2	100.0	95.5
English 1	100.0	95.2
Physical Science	N/A	N/A
US History and the Constitution	N/A	0
All Subjects	100.0	95.6

SC PERFORMANCE VISION

By 2020 all students will graduate with the knowledge and skills necessary to compete successfully in the global economy, participate in a democratic society and contribute positively as members of families and communities.

Abbreviations Key

N/A Not Applicable N/AV Not Available N/C Not Collected N/R Not Reported I/S Insufficient Sample TBD To be determined

Rainbow Lake Middle [Spartanburg 2]

SCHOOL PROFILE

	Our School	Change from Last Year	Middle Schools with Students Like Ours	Median Middle School
Students (n=744)				
Students enrolled in high school credit courses (grades 7 & 8)	19.9%	Up from 15.7%	28.5%	24.6%
Retention rate	0.4%	Up from 0.1%	0.6%	0.6%
Attendance rate	96.6%	Up from 96.3%	96.5%	95.9%
Served by gifted and talented program	18.8%	N/A	25.0%	18.5%
With disabilities	11.3%	N/A	11.3%	13.0%
Older than usual for grade	1.9%	N/A	3.4%	4.8%
Out-of-school suspensions or expulsions for violent and/or criminal offenses	0.1%	Up from 0.0%	0.3%	0.6%
Annual dropout rate	0.0%	No Change	0.0%	0.0%
Teachers (n=44)				
Teachers with advanced degrees	61.4%	Up from 58.1%	65.3%	61.5%
Continuing contract teachers	72.7%	Down from 79.1%	78.9%	77.2%
Teachers returning from previous year	N/A	N/A	88.0%	85.9%
Teacher attendance rate	93.3%	Up from 93.2%	95.3%	94.9%
Average teacher salary*	\$48,855	Up 8.0%	\$48,580	\$47,313
Classes not taught by highly qualified teachers	2.8%	Down from 5.6%	2.4%	2.0%
Professional development days/teacher	11.5 days	Up from 8.3 days	11.2 days	10.1 days
School				
Principal's years at school	3.0	Up from 2.0	4.5	4.0
Student-teacher ratio in core subjects	23.3 to 1	Up from 22.5 to 1	23.3 to 1	22.1 to 1
Prime instructional time	89.3%	Up from 88.7%	90.5%	89.6%
Opportunities in the arts	Good	No Change	Excellent	Good
SACS accreditation	Yes	No Change	Yes	Yes
Parents attending conferences	88.7%	Down from 98.8%	99.2%	99.0%
Character development program	Good	Up from Average	Good	Good
Dollars spent per pupil**	\$6,716	Down 17.1%	\$7,053	\$7,239
Percent of expenditures for instruction**	63.0%	Up from 57.4%	65.0%	63.0%
Percent of expenditures for teacher salaries**	61.0%	Up from 53.0%	63.0%	61.0%
ESEA composite index score	98.1	Up from 90.3	86.4	83.5

* Length of contract = 185+ days.

** Prior year audited financial data available.

EVALUATION RESULTS

	Teachers	Students*	Parents*
Number of surveys returned	32	200	24
Percent satisfied with learning environment	100%	87.5%	83.3%
Percent satisfied with social and physical environment	100%	85.5%	87.5%
Percent satisfied with school-home relations	100%	86.9%	83.3%

*Only students at the highest middle school grade level at this school and their parents were included.

REPORT OF PRINCIPAL AND SCHOOL IMPROVEMENT COUNCIL

Rainbow Lake Middle School is a student-oriented school with a supportive environment which allows students to focus on learning. During the 2012-2013 school year, our enrollment totaled 752 grades six, seven, and eight students. The successes of the academic, athletic, and fine arts programs at our school can be attributed to the hard work of conscientious students, dedicated teachers, and supportive parents. At Rainbow Lake Middle School, students truly come first. Our students made improvements in state testing and on the MAP tests this past school year. Student improvement was directly related to classroom instruction provided by teachers and the utilization of district and school software. Of our eighth grade students enrolled in Algebra I, ninety-seven percent scored either an A or on the End-of-Course Examination, and eighty-seven percent scored an A. On the English I End-of-Course Examination, eighty-nine percent of students scored an A or B. This year, thirty-three eighth grade students were named South Carolina Junior Scholars for their outstanding scores on the PSAT. Two grade seven students received state level recognition as Duke University TIP Scholars for their exceptional SAT/ACT scores. Four students were accepted into the Scholars Academy at the University of South Carolina Upstate enabling them to take college courses throughout high school. Approximately one-third of our students participated in the band, chorus, or orchestra programs. All music programs received excellent or superior ratings in various competitions. Also, we had approximately two hundred-fifty student athletes who participated in basketball, cheerleading, football, volleyball, and wrestling. Students in the art class and art club won numerous awards in several different competitions this past year. Parents were actively involved in their children's education by attending parent teacher conferences, PTO meetings, Open House, award ceremonies, as well as chaperoning field trips and special events, and monitoring during standardized testing. With assistance from the community, PTO, and Spartanburg School District Two, we completed the installation of an outdoor classroom on our campus. The PTO worked tirelessly in raising funds to provide rewards for students, an appreciation luncheon for teachers, and providing iPads for instructional use. This organization was instrumental in the success of our students and teachers. Our band, chorus, and orchestra students presented exceptional performances during the PTO meetings. Rainbow Lake Middle School is a student-oriented school where students come first. Teachers at our school are diligent in their efforts to improve student achievement and to help students succeed. Through constant monitoring, we strive to maintain a safe and secure learning environment for all of our students. We are a school in which students, parents, and the community can take pride.

Donald Barnette, Principal
Kimberly Alfonso, SIC Chairperson

Comprehensive detail, including definitions of ratings, performance criteria, and explanations of status, is available on www.ed.sc.gov and www.eoc.sc.gov as well as school and school district websites.

Printed versions are available from school districts upon request.

Abbreviations Key

N/A Not Applicable N/AV Not Available N/C Not Collected N/R Not Reported I/S Insufficient Sample TBD To be determined
NI Newly Identified CSI Continuing School Improvement CA Corrective Action RP Plan to Restructure R Restructure DELAY School Improvement Status HOLD School Improvement Status