

# SC Annual School Report Card Summary

Chesnee Middle School  
 Spartanburg 2  
 Grades: 6-8 Enrollment: 458  
 Principal: Dale R. Campbell  
 Superintendent: Dr. Scott J. Mercer  
 Board Chair: Joyce M. Wright

## PERFORMANCE

Comprehensive detail, including definitions of ratings, performance criteria, and explanations of status, is available on [www.ed.sc.gov](http://www.ed.sc.gov) and [www.eoc.sc.gov](http://www.eoc.sc.gov) as well as school and school district websites. Printed versions are available from school districts upon request.

YEAR	ABSOLUTE RATING	GROWTH RATING	PALMETTO GOLD AND SILVER AWARD		ESEA/FEDERAL ACCOUNTABILITY RATING SYSTEM	
			General Performance	Closing the Gap	ESEA Grade	Accountability Indicator
2013	Good	Average	TBD	TBD	A	N/A
2012	Good	Good	Silver	Silver	A	N/A
2011	Good	Excellent	Gold	Silver	Met	N/A

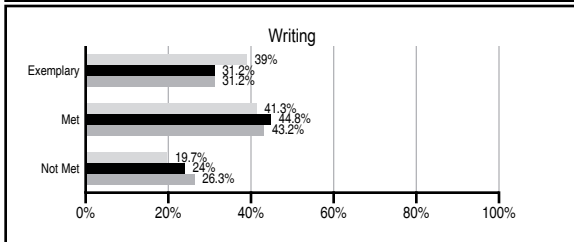
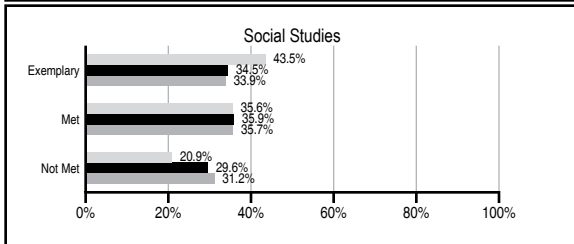
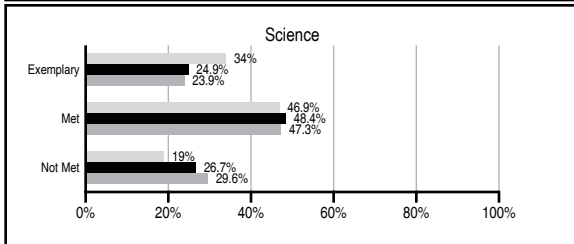
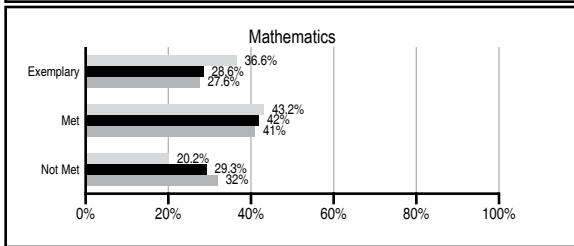
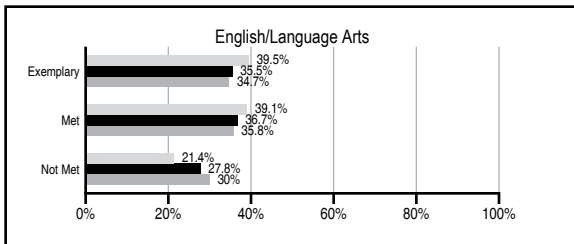
## ABSOLUTE RATINGS OF MIDDLE SCHOOLS WITH STUDENTS LIKE OURS\*

EXCELLENT	GOOD	AVERAGE	BELOW AVERAGE	AT-RISK
3	20	37	1	1

\* Ratings are calculated with data available by 01/15/2014. Schools with Students Like Ours are Middle Schools with Poverty Indices of no more than 5% above or below the index for this school.

## PASS PERFORMANCE

Our School Middle Schools with Students Like Ours Middle schools statewide



## NAEP PERFORMANCE\*

\* Performance reported for SC and nation, data not available at school level. Percentages at NAEP Achievement Levels.



## END OF COURSE TESTS - 2013

% of students scoring 70 or above on:	Our Middle School	Middle Schools with Students Like Ours
Algebra 1/Math for the Technologies 2	100.0	95.5
English 1	100.0	94.6
Physical Science	N/A	N/A
US History and the Constitution	N/A	N/A
All Subjects	100.0	95.2

## SC PERFORMANCE VISION

*By 2020 all students will graduate with the knowledge and skills necessary to compete successfully in the global economy, participate in a democratic society and contribute positively as members of families and communities.*

### Abbreviations Key

N/A Not Applicable N/AV Not Available N/C Not Collected N/R Not Reported I/S Insufficient Sample TBD To be determined

# Chesnee Middle School [Spartanburg 2]

## SCHOOL PROFILE

	Our School	Change from Last Year	Middle Schools with Students Like Ours	Median Middle School
<b>Students (n=458)</b>				
Students enrolled in high school credit courses (grades 7 & 8)	7.4%	Down from 8.3%	25.7%	24.6%
Retention rate	0.7%	No Change	0.7%	0.6%
Attendance rate	95.7%	No Change	95.8%	95.9%
Served by gifted and talented program	19.1%	N/A	20.8%	18.5%
With disabilities	16.1%	N/A	13.8%	13.0%
Older than usual for grade	2.6%	N/A	5.3%	4.8%
Out-of-school suspensions or expulsions for violent and/or criminal offenses	0.4%	Up from 0.2%	0.8%	0.6%
Annual dropout rate	0.0%	No Change	0.0%	0.0%
<b>Teachers (n=36)</b>				
Teachers with advanced degrees	69.4%	Down from 72.2%	62.0%	61.5%
Continuing contract teachers	91.7%	Up from 77.8%	83.3%	77.2%
Teachers returning from previous year	91.6%	Down from 92.6%	88.1%	85.9%
Teacher attendance rate	94.4%	Up from 92.6%	94.5%	94.9%
Average teacher salary*	\$53,998	Up 3.7%	\$48,289	\$47,313
Classes not taught by highly qualified teachers	0.0%	No Change	0.0%	2.0%
Professional development days/teacher	7.5 days	Down from 7.7 days	9.1 days	10.1 days
<b>School</b>				
Principal's years at school	10.0	Up from 9.0	4.0	4.0
Student-teacher ratio in core subjects	18.9 to 1	Down from 20.9 to 1	22.2 to 1	22.1 to 1
Prime instructional time	89.3%	Up from 87.4%	89.4%	89.6%
Opportunities in the arts	Good	No Change	Good	Good
SACS accreditation	Yes	No Change	Yes	Yes
Parents attending conferences	87.8%	Up from 85.3%	98.5%	99.0%
Character development program	Excellent	No Change	Good	Good
Dollars spent per pupil**	\$8,837	Down 3.8%	\$7,170	\$7,239
Percent of expenditures for instruction**	63.0%	Up from 57.1%	63.0%	63.0%
Percent of expenditures for teacher salaries**	62.0%	Up from 54.6%	60.5%	61.0%
ESEA composite index score	94.1	Up from 93.1	84.7	83.5

\* Length of contract = 185+ days.

\*\* Prior year audited financial data available.

## EVALUATION RESULTS

	Teachers	Students*	Parents*
Number of surveys returned	31	142	66
Percent satisfied with learning environment	96.7%	79.6%	81.8%
Percent satisfied with social and physical environment	100%	87.3%	82.6%
Percent satisfied with school-home relations	86.6%	90.7%	73.5%

\*Only students at the highest middle school grade level at this school and their parents were included.

## REPORT OF PRINCIPAL AND SCHOOL IMPROVEMENT COUNCIL

During the 2012-2013 school year Chesnee Middle School continued in the tradition of being exceptional in academics for students and their teachers. Our school's total number of teachers with National Board Certification is now at nine. One hundred nine students were in the Beta Club. Over two hundred and fifty students were honored as STAR students. Ten eighth grade students qualified as Junior Scholars. Twenty-four seventh grade students participated in the Duke University Talent Identification Project. Chesnee Middle School received a Palmetto Silver Award for an absolute rating of "Good" and a growth rating of "Good" on the state report card. CMS received a Palmetto Silver Award for closing the achievement gap. On the Federal ESEA Accountability Rating System we received a grade of "A". Students and staff published a newsletter, The Aerie, and a variety of other indigenous publications. CMS also participated in the Accelerated Reader Program and the Spelling Bee.

Chesnee Middle School shines with athletic achievements. Students enjoy playing for the Fighting Eagles' football and basketball teams. This year we added an additional sport, volleyball for our female athletes. The football and basketball teams enjoy winning seasons. Many of our students participate on the golf team, wrestling team, track team, softball and baseball teams at Chesnee High School.

Our students are artistic as well as intelligent. Three students were selected to participate in the Limestone College Honor Band. Many students participated in marching band. They were very successful this year winning the Upper State Championship and finishing second in the State Championship. The orchestra, band and chorus students entertained the community with concerts. Our art students' projects were displayed at the Chapman Cultural Center and at an in-house show. Sixth grade students entertained local day care facilities and elementary school students by acting like famous characters in children's novels in "Characters Alive."

As part of our Character Education Program, the students of Chesnee Middle School participated in many charitable activities. Our students collected over five thousand for Relay for Life. The Beta Club sponsored a 5k run benefit to help with expenses for a student battling cancer. We also donated cans of food for the Chesnee area food bank during the Thanksgiving Holiday. As a demonstration of our students' patriotism we participated in "Stuff a Soldier's Stocking" for Christmas. As part of our Veteran's Day program we had a breakfast to honor our veterans and their families. Faculty and staff also provided Christmas gifts for needy families in the Chesnee area.

Chesnee Middle School is proud of the accomplishments of our school family. The community and school amalgamate to inspire our young people to reach for excellence. We teach our students the importance of academic success as well as the necessity of good citizenship to prepare them to build an even greater America.

Dale Campbell, Principal  
Laura Wyatt, SIC Chairman

Comprehensive detail, including definitions of ratings, performance criteria, and explanations of status, is available on [www.ed.sc.gov](http://www.ed.sc.gov) and [www.eoc.sc.gov](http://www.eoc.sc.gov) as well as school and school district websites.

Printed versions are available from school districts upon request.

### Abbreviations Key

N/A Not Applicable N/AV Not Available N/C Not Collected N/R Not Reported I/S Insufficient Sample TBD To be determined

NI Newly Identified CSI Continuing School Improvement CA Corrective Action RP Plan to Restructure R Restructure DELAY School Improvement Status HOLD School Improvement Status