



SC Annual School Report Card Summary

Landrum Middle School
 Spartanburg 1
 Grades: 6-8 Enrollment: 285
 Principal: Crystal McSwain
 Superintendent: Ronald W. Garner, Ed. D.
 Board Chair: Travis Sloan

PERFORMANCE

Comprehensive detail, including definitions of ratings, performance criteria, and explanations of status, is available on www.ed.sc.gov and www.eoc.sc.gov as well as school and school district websites. Printed versions are available from school districts upon request.

YEAR	ABSOLUTE RATING	GROWTH RATING	PALMETTO GOLD AND SILVER AWARD		ESEA/FEDERAL ACCOUNTABILITY RATING SYSTEM	
			General Performance	Closing the Gap	ESEA Grade	Accountability Indicator
2013	Excellent	Excellent	TBD	TBD	A	N/A
2012	Excellent	Excellent	Gold	Gold	A	N/A
2011	Excellent	Excellent	Gold	Silver	Met	N/A

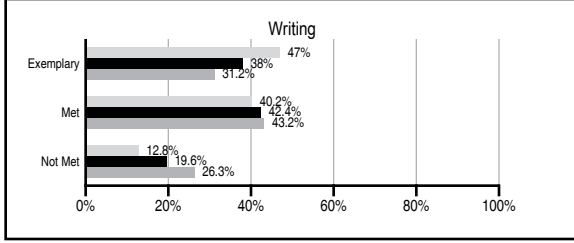
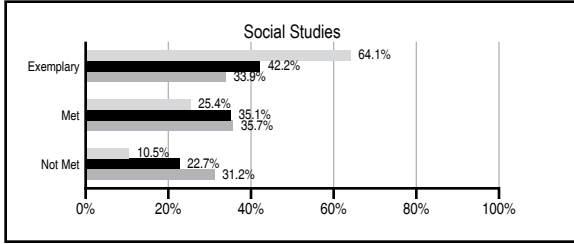
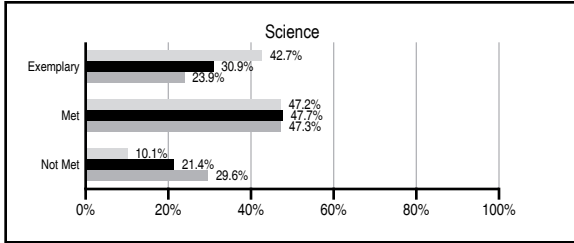
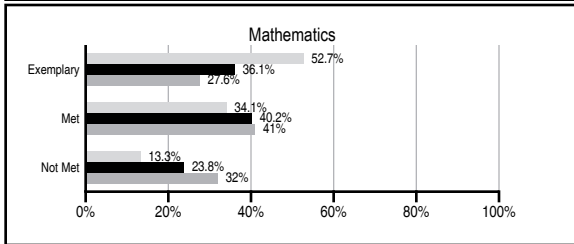
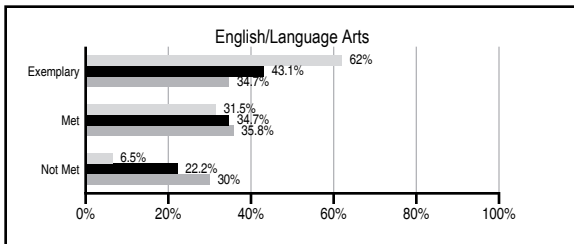
ABSOLUTE RATINGS OF MIDDLE SCHOOLS WITH STUDENTS LIKE OURS*

EXCELLENT	GOOD	AVERAGE	BELOW AVERAGE	AT-RISK
14	15	10	0	0

* Ratings are calculated with data available by 01/15/2014. Schools with Students Like Ours are Middle Schools with Poverty Indices of no more than 5% above or below the index for this school.


PASS PERFORMANCE

Our School Middle Schools with Students Like Ours Middle schools statewide



NAEP PERFORMANCE*

* Performance reported for SC and nation, data not available at school level. Percentages at NAEP Achievement Levels.



END OF COURSE TESTS - 2013

% of students scoring 70 or above on:	Our Middle School	Middle Schools with Students Like Ours
Algebra 1/Math for the Technologies 2	97.6	98.3
English 1	N/A	94.4
Physical Science	N/A	N/A
US History and the Constitution	N/A	0
All Subjects	97.6	97.6

SC PERFORMANCE VISION

By 2020 all students will graduate with the knowledge and skills necessary to compete successfully in the global economy, participate in a democratic society and contribute positively as members of families and communities.

Abbreviations Key

N/A Not Applicable N/AV Not Available N/C Not Collected N/R Not Reported I/S Insufficient Sample TBD To be determined

Landrum Middle School [Spartanburg 1]

SCHOOL PROFILE

	Our School	Change from Last Year	Middle Schools with Students Like Ours	Median Middle School
Students (n=285)				
Students enrolled in high school credit courses (grades 7 & 8)	22.0%	Up from 14.8%	25.4%	24.6%
Retention rate	0.0%	Down from 0.4%	0.4%	0.6%
Attendance rate	96.2%	Down from 96.3%	96.3%	95.9%
Served by gifted and talented program	10.0%	N/A	24.2%	18.5%
With disabilities	15.2%	N/A	11.7%	13.0%
Older than usual for grade	1.0%	N/A	3.7%	4.8%
Out-of-school suspensions or expulsions for violent and/or criminal offenses	0.0%	Down from 0.4%	0.6%	0.6%
Annual dropout rate	0.0%	No Change	0.0%	0.0%
Teachers (n=25)				
Teachers with advanced degrees	52.0%	Down from 52.2%	62.7%	61.5%
Continuing contract teachers	84.0%	Down from 100.0%	79.2%	77.2%
Teachers returning from previous year	91.6%	No Change	88.5%	85.9%
Teacher attendance rate	96.0%	Down from 97.4%	94.4%	94.9%
Average teacher salary*	\$47,313	Down 0.8%	\$48,077	\$47,313
Classes not taught by highly qualified teachers	2.4%	Down from 4.9%	1.6%	2.0%
Professional development days/teacher	10.4 days	No Change	11.4 days	10.1 days
School				
Principal's years at school	7.0	Up from 6.0	6.0	4.0
Student-teacher ratio in core subjects	20.8 to 1	Down from 23.5 to 1	22.9 to 1	22.1 to 1
Prime instructional time	91.3%	Down from 92.6%	89.7%	89.6%
Opportunities in the arts	Good	No Change	Excellent	Good
SACS accreditation	Yes	No Change	Yes	Yes
Parents attending conferences	100.0%	Up from 99.7%	99.8%	99.0%
Character development program	Excellent	No Change	Good	Good
Dollars spent per pupil**	\$9,133	Up 5.8%	\$6,814	\$7,239
Percent of expenditures for instruction**	59.0%	Up from 55.6%	65.0%	63.0%
Percent of expenditures for teacher salaries**	58.0%	Up from 54.7%	63.0%	61.0%
ESEA composite index score	96.2	Up from 95.8	88.9	83.5

* Length of contract = 185+ days.

** Prior year audited financial data available.

EVALUATION RESULTS

	Teachers	Students*	Parents*
Number of surveys returned	23	102	65
Percent satisfied with learning environment	78.3%	84.3%	93.9%
Percent satisfied with social and physical environment	95.6%	86.2%	92.4%
Percent satisfied with school-home relations	90.9%	88%	92.2%

*Only students at the highest middle school grade level at this school and their parents were included.

REPORT OF PRINCIPAL AND SCHOOL IMPROVEMENT COUNCIL

Landrum Middle School began the 2012-2013 school year with the mission to give all students every opportunity to make the most of themselves by continuing the vision to be a school for the heart and mind where students feel comfortable, safe, loved and valued. Major strengths identified for Landrum Middle School included taking a comprehensive approach to data analysis to guide instructional decisions, focus, and goal setting; continuing the tradition of academic excellence and a student centered approach to education; implementing strong programs in academics, athletics and the arts; establishing partnerships with local foundations and agencies; and embracing current educational trends and methods. Helping to achieve this goal was the continuation of our school-wide reading initiative, iRead, where we celebrated over 2000 books read by students and teachers for the year. Our extended reading community was involved through mentoring and reading incentive events such as Cardinal Caper, Holiday Hullabaloo, Pop Goes the Poet, and the Cardinal City Carnival. In addition, LMS was acknowledged for academic excellence with the Making Middle Grades Work Depth of Implementation Award.

In addition, Landrum Middle School received the Palmetto Gold Award for outstanding general performance, and the Palmetto Gold Award was received for closing the achievement gap. LMS also received an award from the SCNSPA (SC National School Public Relations Association) for the school's website.

Our students demonstrated academic excellence throughout the year. Twelve students were recognized as Junior Scholars. Furthermore, two students were recognized as Duke Tip Scholars. Beta Club welcomed 145 members for the school year. 215 students participated in Job Shadow Day.

The fine arts of Landrum Middle School had much to celebrate in the areas of chorus, orchestra, and art. Three students' artwork was chosen to be displayed during Youth Art Month at the Chapman Cultural Center. LMS was thrilled to have four students selected for the 2012 All State Chorus. In addition, two students were accepted into the Region Orchestra to play the violin, two students were accepted into All Region Band, and four students earned a Superior rating for their solo performances in band at the Solo and Ensemble Festival.

Landrum Middle School would like to thank our community, parents, guardians, and volunteers for all of their hard work and continued support for our school.

Crystal McSwain, Principal
Katie Van Antwerp, SIC Chairperson

Comprehensive detail, including definitions of ratings, performance criteria, and explanations of status, is available on www.ed.sc.gov and www.eoc.sc.gov as well as school and school district websites.

Printed versions are available from school districts upon request.

Abbreviations Key

N/A Not Applicable N/AV Not Available N/C Not Collected N/R Not Reported I/S Insufficient Sample TBD To be determined

NI Newly Identified CSI Continuing School Improvement CA Corrective Action RP Plan to Restructure R Restructure DELAY School Improvement Status HOLD School Improvement Status