



SC Annual School Report Card Summary

Muller Road Middle School
 Richland 2
 Grades: 6-8 Enrollment: 698
 Principal: Lori Marrero
 Superintendent: Katie Brochu
 Board Chair: The Honorable William R. Flemming J

PERFORMANCE

Comprehensive detail, including definitions of ratings, performance criteria, and explanations of status, is available on www.ed.sc.gov and www.eoc.sc.gov as well as school and school district websites. Printed versions are available from school districts upon request.

| YEAR | ABSOLUTE RATING | GROWTH RATING | PALMETTO GOLD AND SILVER AWARD | | ESEA/FEDERAL ACCOUNTABILITY RATING SYSTEM | |
|------|-----------------|---------------|--------------------------------|-----------------|---|--------------------------|
| | | | General Performance | Closing the Gap | ESEA Grade | Accountability Indicator |
| 2013 | Average | Average | TBD | TBD | C | N/A |
| 2012 | Average | Below Average | N/A | N/A | C | N/A |
| 2011 | N/A | N/A | N/A | N/A | N/A | N/A |

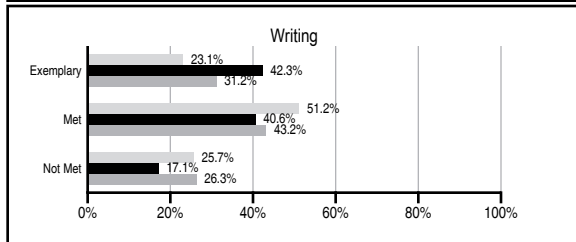
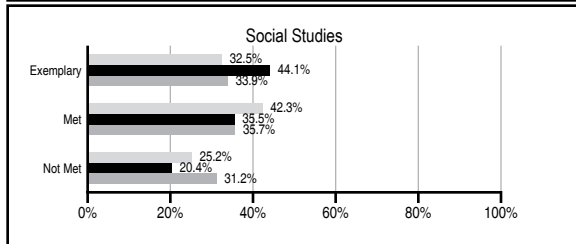
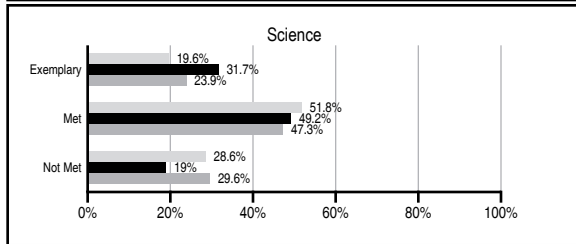
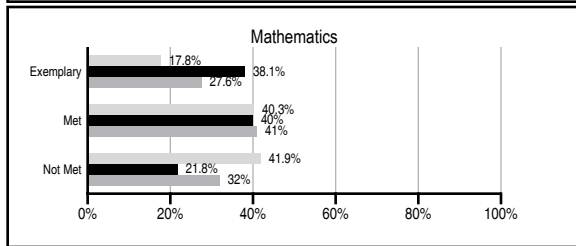
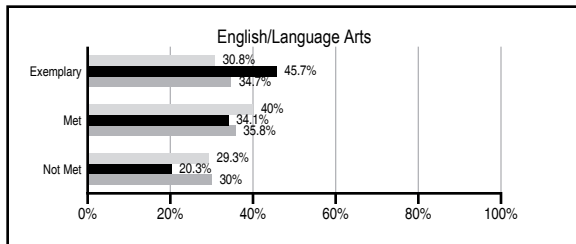
ABSOLUTE RATINGS OF MIDDLE SCHOOLS WITH STUDENTS LIKE OURS*

| EXCELLENT | GOOD | AVERAGE | BELOW AVERAGE | AT-RISK |
|-----------|------|---------|---------------|---------|
| 19 | 10 | 6 | 0 | 0 |

* Ratings are calculated with data available by 01/15/2014. Schools with Students Like Ours are Middle Schools with Poverty Indices of no more than 5% above or below the index for this school.

PASS PERFORMANCE

Our School Middle Schools with Students Like Ours Middle schools statewide



NAEP PERFORMANCE*

* Performance reported for SC and nation, data not available at school level. Percentages at NAEP Achievement Levels.



END OF COURSE TESTS - 2013

| % of students scoring 70 or above on: | Our Middle School | Middle Schools with Students Like Ours |
|---------------------------------------|-------------------|--|
| Algebra 1/Math for the Technologies 2 | 94.9 | 96.1 |
| English 1 | 100.0 | 96.0 |
| Physical Science | N/A | N/A |
| US History and the Constitution | N/A | N/A |
| All Subjects | 95.0 | 96.1 |

SC PERFORMANCE VISION

By 2020 all students will graduate with the knowledge and skills necessary to compete successfully in the global economy, participate in a democratic society and contribute positively as members of families and communities.

Abbreviations Key

N/A Not Applicable N/AV Not Available N/C Not Collected N/R Not Reported I/S Insufficient Sample TBD To be determined

Muller Road Middle School [Richland 2]

SCHOOL PROFILE

| | Our School | Change from Last Year | Middle Schools with Students Like Ours | Median Middle School |
|--|---------------|-----------------------|--|----------------------|
| Students (n=698) | | | | |
| Students enrolled in high school credit courses (grades 7 & 8) | 27.5% | Up from 19.5% | 31.2% | 24.6% |
| Retention rate | 0.6% | Up from 0.0% | 0.3% | 0.6% |
| Attendance rate | 96.9% | Down from 97.3% | 96.6% | 95.9% |
| Served by gifted and talented program | 16.8% | N/A | 27.4% | 18.5% |
| With disabilities | 10.4% | N/A | 11.3% | 13.0% |
| Older than usual for grade | 2.0% | N/A | 2.9% | 4.8% |
| Out-of-school suspensions or expulsions for violent and/or criminal offenses | 2.7% | Up from 1.1% | 0.3% | 0.6% |
| Annual dropout rate | 0.0% | No Change | 0.0% | 0.0% |
| Teachers (n=48) | | | | |
| Teachers with advanced degrees | 66.7% | Up from 59.5% | 65.3% | 61.5% |
| Continuing contract teachers | 70.8% | Up from 61.9% | 78.9% | 77.2% |
| Teachers returning from previous year | N/A | N/A | 89.2% | 85.9% |
| Teacher attendance rate | 95.9% | Up from 95.2% | 95.3% | 94.9% |
| Average teacher salary* | \$47,734 | Up 7.5% | \$49,238 | \$47,313 |
| Classes not taught by highly qualified teachers | 6.1% | Down from 8.3% | 2.3% | 2.0% |
| Professional development days/teacher | 12.2 days | Down from 17.0 days | 10.9 days | 10.1 days |
| School | | | | |
| Principal's years at school | 2.0 | Up from 1.0 | 4.5 | 4.0 |
| Student-teacher ratio in core subjects | 24.7 to 1 | Up from 19.2 to 1 | 23.9 to 1 | 22.1 to 1 |
| Prime instructional time | 90.6% | N/R | 90.6% | 89.6% |
| Opportunities in the arts | Good | No Change | Excellent | Good |
| SACS accreditation | Yes | No Change | Yes | Yes |
| Parents attending conferences | 100.0% | Up from 98.0% | 98.7% | 99.0% |
| Character development program | Below Average | Down from Average | Good | Good |
| Dollars spent per pupil** | \$7,811 | N/A | \$7,035 | \$7,239 |
| Percent of expenditures for instruction** | 70.0% | N/A | 65.0% | 63.0% |
| Percent of expenditures for teacher salaries** | 68.0% | N/A | 63.0% | 61.0% |
| ESEA composite index score | 74.8 | Up from 73.6 | 86.5 | 83.5 |

* Length of contract = 185+ days.

** Prior year audited financial data available.

EVALUATION RESULTS

| | Teachers | Students* | Parents* |
|--|----------|-----------|----------|
| Number of surveys returned | N/A | 199 | 60 |
| Percent satisfied with learning environment | N/A | 69.3% | 80% |
| Percent satisfied with social and physical environment | N/A | 79.1% | 83.3% |
| Percent satisfied with school-home relations | N/A | 85.7% | 68.4% |

*Only students at the highest middle school grade level at this school and their parents were included.

REPORT OF PRINCIPAL AND SCHOOL IMPROVEMENT COUNCIL

In its second year, Muller Road Middle continued to build upon its successes with a non-traditional instructional model. Students continued to use individual iPads for instructional research, writing, reading, and assessments, as well as creating content driven projects to demonstrate their mastery of subjects. We continued our professional development emphasis on designing engaging lessons that meet the needs of all students. As a paperless and no-textbook school, teachers used state standards as their roadmaps for instruction, while concentrating their efforts on developing students' critical thinking skills and helping students understand how to find and discern good information.

Teachers rallied together to forge new instructional methods as we explored project-based and problem-based learning platforms. Integrated projects were piloted and spawned a new school-within-a-school program for next school year. The new iSchool will house two PBL programs designed by teachers to tap into student curricular interests while allowing students the opportunities to ask and solve essential global and local questions gleaned from the world around us. Our honors populations continue to thrive on the challenges of academic rigor, and they often showcased their knowledge and abilities through presentations of learning with their peers. Our numbers of Junior Scholars grew, as our students became more confident in their abilities and subject mastery.

Numerous student support systems also remain in place, from remediation programs to credit recovery opportunities for students who fall short of subject mastery. Teachers offer numerous tutoring sessions each week, either before school or after school. Additionally, we continue to offer our A/B/Not Yet policy which allows students the ability to retake or redo tests or assignments for which they did not meet the minimums for mastery.

Outside of our classrooms, students were often engaged in numerous extracurricular activities from athletics to service organizations and clubs. Our students were active in participating in charitable drives, from raising money for victims of violence to donating more than a ton of food in our annual winter food drive.

We continued to have visitors from around the state visit us to see the great things happening here. Our door is always open, and we'd love to share with you the incredible transformations taking place here!

Lori Marrero, Principal

Comprehensive detail, including definitions of ratings, performance criteria, and explanations of status, is available on www.ed.sc.gov and www.eoc.sc.gov as well as school and school district websites.

Printed versions are available from school districts upon request.

Abbreviations Key

N/A Not Applicable N/AV Not Available N/C Not Collected N/R Not Reported I/S Insufficient Sample TBD To be determined

NI Newly Identified CSI Continuing School Improvement CA Corrective Action RP Plan to Restructure R Restructure DELAY School Improvement Status HOLD School Improvement Status