



# SC Annual School Report Card Summary

Kelly Mill Middle School  
 Richland 2  
 Grades: 2-8 Enrollment: 1,023  
 Principal: Katie Wall  
 Superintendent: Katie Brochu  
 Board Chair: The Honorable William R. Flemming J

## PERFORMANCE

Comprehensive detail, including definitions of ratings, performance criteria, and explanations of status, is available on [www.ed.sc.gov](http://www.ed.sc.gov) and [www.eoc.sc.gov](http://www.eoc.sc.gov) as well as school and school district websites. Printed versions are available from school districts upon request.

YEAR	ABSOLUTE RATING	GROWTH RATING	PALMETTO GOLD AND SILVER AWARD		ESEA/FEDERAL ACCOUNTABILITY RATING SYSTEM	
			General Performance	Closing the Gap	ESEA Grade	Accountability Indicator
2013	Average	At-Risk	TBD	TBD	B	N/A
2012	Good	Average	N/A	N/A	A	N/A
2011	Average	Average	Silver	N/A	Not Met	N/A

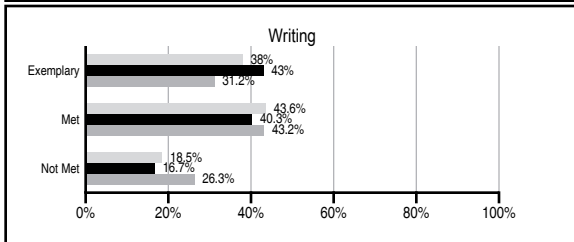
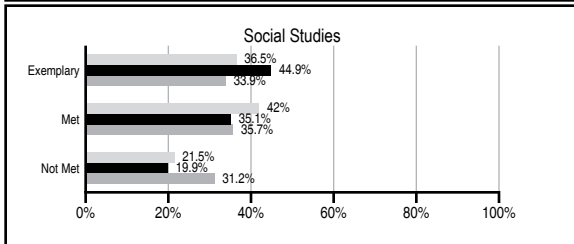
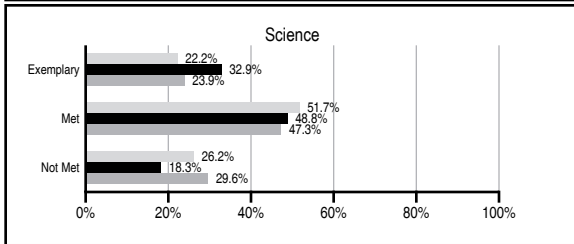
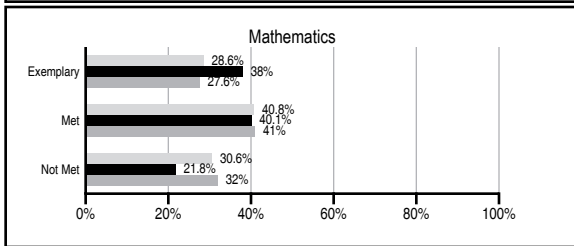
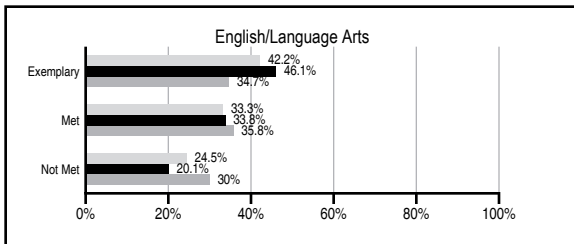
## ABSOLUTE RATINGS OF MIDDLE SCHOOLS WITH STUDENTS LIKE OURS\*

EXCELLENT	GOOD	AVERAGE	BELOW AVERAGE	AT-RISK
19	7	6	0	0

\* Ratings are calculated with data available by 01/15/2014. Schools with Students Like Ours are Middle Schools with Poverty Indices of no more than 5% above or below the index for this school.

## PASS PERFORMANCE

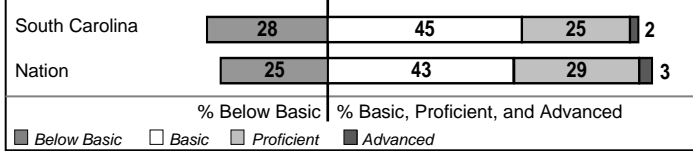
Our School Middle Schools with Students Like Ours Middle schools statewide



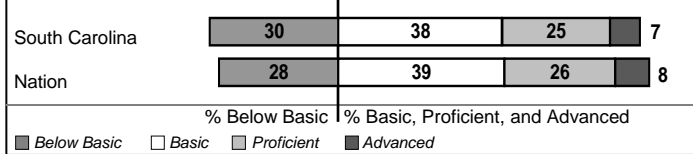
## NAEP PERFORMANCE\*

\* Performance reported for SC and nation, data not available at school level. Percentages at NAEP Achievement Levels.

### READING – GRADE 8 (2011)



### MATH – GRADE 8 (2011)



### SCIENCE – GRADE 8 (2011)



## END OF COURSE TESTS - 2013

% of students scoring 70 or above on:	Our Middle School	Middle Schools with Students Like Ours
Algebra 1/Math for the Technologies 2	98.1	95.7
English 1	N/A	95.7
Physical Science	N/A	N/A
US History and the Constitution	N/A	N/A
All Subjects	98.1	95.9

## SC PERFORMANCE VISION

By 2020 all students will graduate with the knowledge and skills necessary to compete successfully in the global economy, participate in a democratic society and contribute positively as members of families and communities.

### Abbreviations Key

N/A Not Applicable N/AV Not Available N/C Not Collected N/R Not Reported I/S Insufficient Sample TBD To be determined

# Kelly Mill Middle School [Richland 2]

## SCHOOL PROFILE

	Our School	Change from Last Year	Middle Schools with Students Like Ours	Median Middle School
<b>Students (n=1,023)</b>				
Students enrolled in high school credit courses (grades 7 & 8)	83.4%	Up from 44.4%	37.6%	24.6%
Retention rate	0.3%	Down from 0.5%	0.4%	0.6%
Attendance rate	97.9%	Down from 98.5%	96.6%	95.9%
Served by gifted and talented program	22.2%	N/A	27.8%	18.5%
With disabilities	13.1%	N/A	11.3%	13.0%
Older than usual for grade	1.6%	N/A	2.7%	4.8%
Out-of-school suspensions or expulsions for violent and/or criminal offenses	2.2%	Up from 0.4%	0.4%	0.6%
Annual dropout rate	0.0%	No Change	0.0%	0.0%
<b>Teachers (n=71)</b>				
Teachers with advanced degrees	71.8%	Up from 69.0%	65.2%	61.5%
Continuing contract teachers	77.5%	Up from 71.8%	79.0%	77.2%
Teachers returning from previous year	81.5%	Up from 80.8%	88.3%	85.9%
Teacher attendance rate	95.7%	Up from 95.4%	95.3%	94.9%
Average teacher salary*	\$50,927	Up 8.2%	\$49,047	\$47,313
Classes not taught by highly qualified teachers	0.0%	No Change	2.2%	2.0%
Professional development days/teacher	13.1 days	Up from 6.7 days	10.6 days	10.1 days
<b>School</b>				
Principal's years at school	1.0	Down from 8.0	4.0	4.0
Student-teacher ratio in core subjects	24.3 to 1	Up from 23.4 to 1	24.2 to 1	22.1 to 1
Prime instructional time	91.6%	N/R	90.5%	89.6%
Opportunities in the arts	Excellent	Up from Good	Excellent	Good
SACS accreditation	Yes	No Change	Yes	Yes
Parents attending conferences	99.0%	Up from 72.0%	98.5%	99.0%
Character development program	Below Average	No Change	Good	Good
Dollars spent per pupil**	\$8,555	Up 44.6%	\$6,810	\$7,239
Percent of expenditures for instruction**	70.0%	Down from 70.3%	65.0%	63.0%
Percent of expenditures for teacher salaries**	67.0%	Up from 66.6%	63.0%	61.0%
ESEA composite index score	83.5	Down from 91.9	88.5	83.5

\* Length of contract = 185+ days.

\*\* Prior year audited financial data available.

## EVALUATION RESULTS

	Teachers	Students*	Parents*
Number of surveys returned	N/A	282	90
Percent satisfied with learning environment	N/A	74.8%	87.8%
Percent satisfied with social and physical environment	N/A	77.2%	76.7%
Percent satisfied with school-home relations	N/A	86.5%	83.3%

\*Only students at the highest middle school grade level at this school and their parents were included.

## REPORT OF PRINCIPAL AND SCHOOL IMPROVEMENT COUNCIL

Building on the district's belief that all students can learn when immersed in a highly engaged environment, Kelly Mill Middle strives to enhance the learning environment for all students. We are very proud of our students' accomplishments this year. Kelly Mill had 30 Junior Scholars, as well as award-winning music programs. We also have competitive teams for Math Counts and Quiz Whiz. Our parent and community volunteers play a major role in the success of our school. They have contributed over 1700 hours of their time, and are steadfast in helping make our organization more dynamic and effective. The staff at Kelly Mill strives to provide our students with innovative, challenging work that inspires and encourages them to inquire about the world around them. The AVID Program accelerates student-learning and encourages inquiry-based teaching methods. We are a National AVID Demonstration site. We also use technology as an integral component of instruction. We offer one-to-one computing for all students. Each classroom has a Promethean Board, and all students have access to iPads, TI-Inspire calculators, Chromebooks, and Kindles to ignite their curiosity. Honors classes are available in all four core-content areas: English, Math, Science, and Social Studies, and we have a business and economics magnet school, Kelly Mill INC., which is a competitive program for the academically gifted student. Educators at Kelly Mill are provided with resources and professional development to enhance their ability to promote student success.

The Center for Achievement (CFA), located on the campus of Kelly Mill Middle School, was established August 2005. It is an elementary magnet school designed for students with learning differences. The center consists of grades 2nd through 5th. There are 16 students per class, with a highly qualified teacher and an instructional assistant in the classroom. The school identifies students' strengths and provides strategies for their weaknesses. The students have shown growth and success on the nationally normed test administered.

Katie Wall, Principal Myra Cunningham, SIC Chair

Comprehensive detail, including definitions of ratings, performance criteria, and explanations of status, is available on [www.ed.sc.gov](http://www.ed.sc.gov) and [www.eoc.sc.gov](http://www.eoc.sc.gov) as well as school and school district websites.

Printed versions are available from school districts upon request.

### Abbreviations Key

N/A Not Applicable N/AV Not Available N/C Not Collected N/R Not Reported I/S Insufficient Sample TBD To be determined

NI Newly Identified CSI Continuing School Improvement CA Corrective Action RP Plan to Restructure R Restructure DELAY School Improvement Status HOLD School Improvement Status