



# SC Annual School Report Card Summary

Summit Parkway Middle School  
 Richland 2  
 Grades: K-8 Enrollment: 1,132  
 Principal: Andrew M. Barbone  
 Superintendent: Katie Brochu  
 Board Chair: The Honorable William R. Flemming J

## PERFORMANCE

Comprehensive detail, including definitions of ratings, performance criteria, and explanations of status, is available on [www.ed.sc.gov](http://www.ed.sc.gov) and [www.eoc.sc.gov](http://www.eoc.sc.gov) as well as school and school district websites. Printed versions are available from school districts upon request.

YEAR	ABSOLUTE RATING	GROWTH RATING	PALMETTO GOLD AND SILVER AWARD		ESEA/FEDERAL ACCOUNTABILITY RATING SYSTEM	
			General Performance	Closing the Gap	ESEA Grade	Accountability Indicator
2013	Average	Below Average	TBD	TBD	C	N/A
2012	Average	Average	Gold	N/A	A	N/A
2011	Average	Average	Silver	N/A	Not Met	N/A

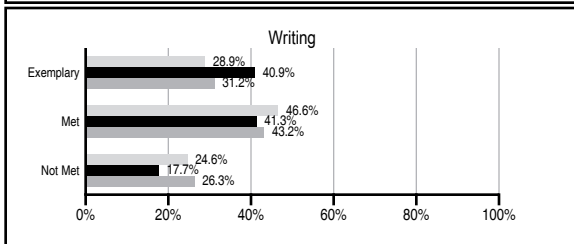
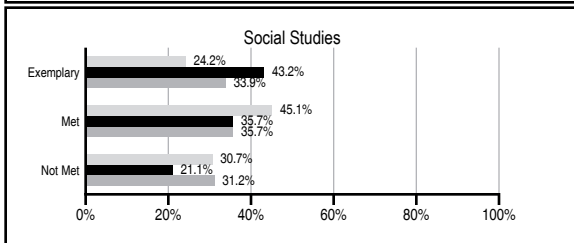
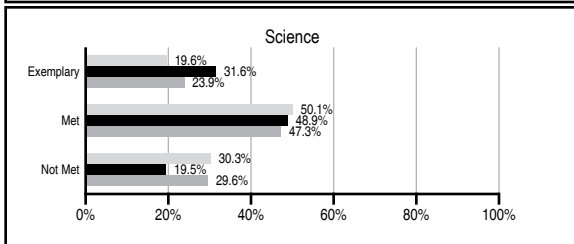
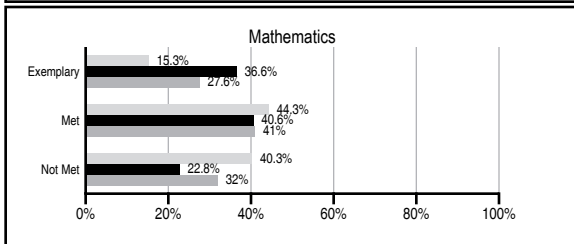
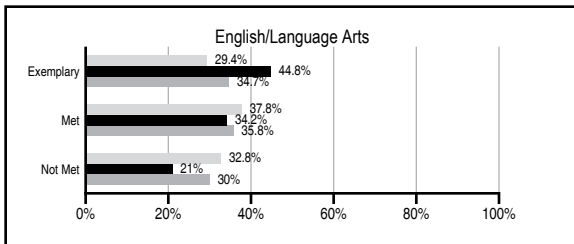
## ABSOLUTE RATINGS OF MIDDLE SCHOOLS WITH STUDENTS LIKE OURS\*

EXCELLENT	GOOD	AVERAGE	BELOW AVERAGE	AT-RISK
18	12	7	0	0

\* Ratings are calculated with data available by 01/15/2014. Schools with Students Like Ours are Middle Schools with Poverty Indices of no more than 5% above or below the index for this school.

## PASS PERFORMANCE

Our School Middle Schools with Students Like Ours Middle schools statewide



## NAEP PERFORMANCE\*

\* Performance reported for SC and nation, data not available at school level. Percentages at NAEP Achievement Levels.



## END OF COURSE TESTS - 2013

% of students scoring 70 or above on:	Our Middle School	Middle Schools with Students Like Ours
Algebra 1/Math for the Technologies 2	93.4	95.8
English 1	100.0	95.4
Physical Science	N/A	N/A
US History and the Constitution	N/A	0
All Subjects	93.5	95.8

## SC PERFORMANCE VISION

By 2020 all students will graduate with the knowledge and skills necessary to compete successfully in the global economy, participate in a democratic society and contribute positively as members of families and communities.

### Abbreviations Key

N/A Not Applicable N/AV Not Available N/C Not Collected N/R Not Reported I/S Insufficient Sample TBD To be determined

# Summit Parkway Middle School [Richland 2]

## SCHOOL PROFILE

	Our School	Change from Last Year	Middle Schools with Students Like Ours	Median Middle School
<b>Students (n=1,132)</b>				
Students enrolled in high school credit courses (grades 7 & 8)	30.4%	Down from 48.2%	30.4%	24.6%
Retention rate	1.6%	Up from 0.3%	0.4%	0.6%
Attendance rate	97.7%	Down from 98.4%	96.5%	95.9%
Served by gifted and talented program	10.7%	N/A	26.3%	18.5%
With disabilities	11.9%	N/A	11.3%	13.0%
Older than usual for grade	2.7%	N/A	3.2%	4.8%
Out-of-school suspensions or expulsions for violent and/or criminal offenses	3.6%	Up from 2.8%	0.3%	0.6%
Annual dropout rate	0.0%	No Change	0.0%	0.0%
<b>Teachers (n=74)</b>				
Teachers with advanced degrees	87.8%	Up from 86.4%	66.1%	61.5%
Continuing contract teachers	74.3%	Down from 83.3%	78.3%	77.2%
Teachers returning from previous year	90.6%	Up from 90.1%	88.7%	85.9%
Teacher attendance rate	95.9%	Up from 95.3%	95.3%	94.9%
Average teacher salary*	\$53,987	Up 2.3%	\$49,238	\$47,313
Classes not taught by highly qualified teachers	4.2%	Up from 0.0%	2.4%	2.0%
Professional development days/teacher	14.6 days	Up from 11.5 days	11.2 days	10.1 days
<b>School</b>				
Principal's years at school	2.0	Up from 1.0	4.0	4.0
Student-teacher ratio in core subjects	22.2 to 1	Down from 24.8 to 1	23.9 to 1	22.1 to 1
Prime instructional time	92.2%	N/R	90.4%	89.6%
Opportunities in the arts	Good	No Change	Excellent	Good
SACS accreditation	Yes	No Change	Yes	Yes
Parents attending conferences	76.1%	Down from 100.0%	98.7%	99.0%
Character development program	Excellent	No Change	Good	Good
Dollars spent per pupil**	\$7,230	Down 0.2%	\$7,053	\$7,239
Percent of expenditures for instruction**	70.0%	Down from 70.1%	66.0%	63.0%
Percent of expenditures for teacher salaries**	68.0%	Down from 68.1%	64.0%	61.0%
ESEA composite index score	71.4	Down from 92.3	86.5	83.5

\* Length of contract = 185+ days.

\*\* Prior year audited financial data available.

## REPORT OF PRINCIPAL AND SCHOOL IMPROVEMENT COUNCIL

Students, parents, faculty, and staff at Summit Parkway Middle School are proud to work together to offer a quality teaching and learning environment. In conjunction with the University of South Carolina, Summit Parkway Middle School partners in mentorship roles for undergraduate and graduate education interns and conducting research. Accolades for Summit Parkway Middle School during the past year include the creation of a second STEM focused magnet school to open August 2013, creating a cutting edge credit recovery and skill deficit class focused on remediation, continuing to offer the SOAR (Success through Organization And Readiness) classes to students in sixth through eighth grades, and the introduction of ACE (Academic Content Enrichment) classes that focused on Response To Intervention strategies for academic success targeting low performing students and possible retainees from the previous school year. We have piloted several programs to include 1Two1 computing throughout 6th and 7th grade, construction of an innovation lab for special needs students, and school wide use of Google Chrome. We have finished our first year implementing the funds awarded by the Department of Defense in a grant focusing on literacy and transition of students of military families. In addition SPMS was recognized as the Top Recycling Middle School of the Midlands. The Center for Inquiry, an elementary magnet program located on the campus of SPMS, was recognized this year by the SC Department of Education for its achievement as a Palmetto Gold Award school. CFI's inquiry curriculum continues to be a national model. In conjunction with its partnership with the University of South Carolina, CFI hosts graduate and undergraduate interns for their student teaching experiences, hundreds of visitors each year, and a consortium of SC schools focusing on inquiry-based instruction. This year, CFI introduced 1TWO1 computing in 4th and 5th grade with a mobile computer lab for grades K-3. Our LEGO team won statewide awards for research and design addressing futuristic issues and many of our former students, now graduating high school seniors, achieved honors including National Merit Scholarships.

## EVALUATION RESULTS

	Teachers	Students*	Parents*
Number of surveys returned	31	223	82
Percent satisfied with learning environment	67.7%	61.8%	73.1%
Percent satisfied with social and physical environment	74.2%	68.2%	69.4%
Percent satisfied with school-home relations	77.4%	83.2%	68.2%

\*Only students at the highest middle school grade level at this school and their parents were included.

Comprehensive detail, including definitions of ratings, performance criteria, and explanations of status, is available on [www.ed.sc.gov](http://www.ed.sc.gov) and [www.eoc.sc.gov](http://www.eoc.sc.gov) as well as school and school district websites.

Printed versions are available from school districts upon request.

### Abbreviations Key

N/A Not Applicable N/AV Not Available N/C Not Collected N/R Not Reported I/S Insufficient Sample TBD To be determined

NI Newly Identified CSI Continuing School Improvement CA Corrective Action RP Plan to Restructure R Restructure DELAY School Improvement Status HOLD School Improvement Status