



# SC Annual School Report Card Summary

Southeast Middle  
 Richland 1  
 Grades: 6-8 Enrollment: 536  
 Principal: Stacey Whitaker  
 Superintendent: Dr. Percy A. Mack  
 Board Chair: Jamie Devine

## PERFORMANCE

Comprehensive detail, including definitions of ratings, performance criteria, and explanations of status, is available on [www.ed.sc.gov](http://www.ed.sc.gov) and [www.eoc.sc.gov](http://www.eoc.sc.gov) as well as school and school district websites. Printed versions are available from school districts upon request.

YEAR	ABSOLUTE RATING	GROWTH RATING	PALMETTO GOLD AND SILVER AWARD		ESEA/FEDERAL ACCOUNTABILITY RATING SYSTEM	
			General Performance	Closing the Gap	ESEA Grade	Accountability Indicator
2013	Below Average	Average	TBD	TBD	F	N/A
2012	Average	Average	N/A	N/A	D	N/A
2011	Average	Average	Silver	N/A	Not Met	N/A

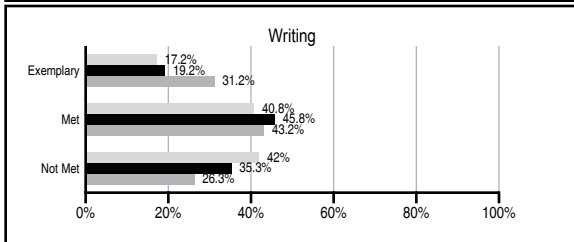
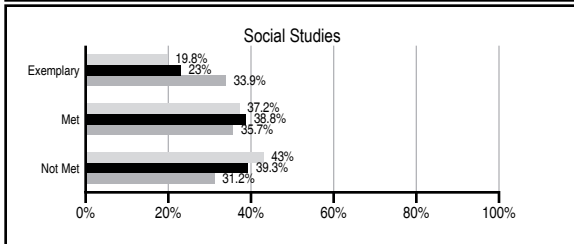
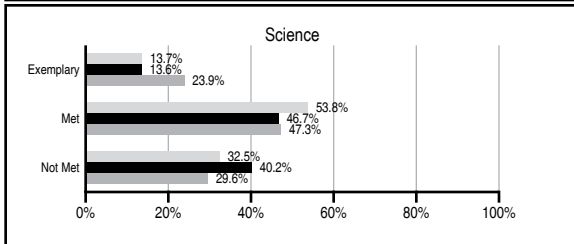
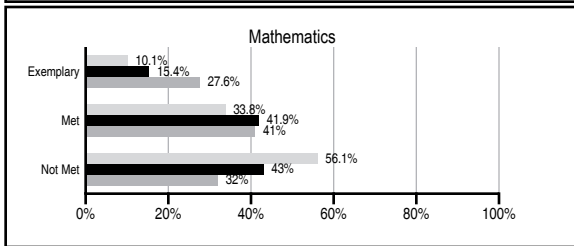
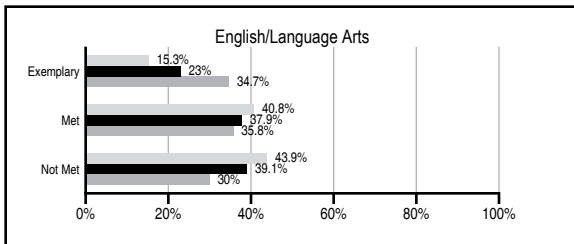
## ABSOLUTE RATINGS OF MIDDLE SCHOOLS WITH STUDENTS LIKE OURS\*

EXCELLENT	GOOD	AVERAGE	BELOW AVERAGE	AT-RISK
0	1	37	16	4

\* Ratings are calculated with data available by 01/15/2014. Schools with Students Like Ours are Middle Schools with Poverty Indices of no more than 5% above or below the index for this school.

## PASS PERFORMANCE

Our School Middle Schools with Students Like Ours Middle schools statewide



## NAEP PERFORMANCE\*

\* Performance reported for SC and nation, data not available at school level. Percentages at NAEP Achievement Levels.



## END OF COURSE TESTS - 2013

% of students scoring 70 or above on:	Our Middle School	Middle Schools with Students Like Ours
Algebra 1/Math for the Technologies 2	97.1	93.6
English 1	0.0	89.4
Physical Science	N/A	N/A
US History and the Constitution	N/A	N/A
All Subjects	85.0	94.2

## SC PERFORMANCE VISION

*By 2020 all students will graduate with the knowledge and skills necessary to compete successfully in the global economy, participate in a democratic society and contribute positively as members of families and communities.*

### Abbreviations Key

N/A Not Applicable N/AV Not Available N/C Not Collected N/R Not Reported I/S Insufficient Sample TBD To be determined

# Southeast Middle [Richland 1]

## SCHOOL PROFILE

	Our School	Change from Last Year	Middle Schools with Students Like Ours	Median Middle School
<b>Students (n=536)</b>				
Students enrolled in high school credit courses (grades 7 & 8)	53.8%	Up from 27.8%	15.9%	24.6%
Retention rate	1.3%	Up from 0.7%	0.9%	0.6%
Attendance rate	95.7%	Down from 96.2%	95.5%	95.9%
Served by gifted and talented program	19.1%	N/A	11.5%	18.5%
With disabilities	21.3%	N/A	15.0%	13.0%
Older than usual for grade	5.4%	N/A	6.6%	4.8%
Out-of-school suspensions or expulsions for violent and/or criminal offenses	0.0%	No Change	0.6%	0.6%
Annual dropout rate	0.0%	No Change	0.0%	0.0%
<b>Teachers (n=47)</b>				
Teachers with advanced degrees	74.5%	Up from 65.9%	60.9%	61.5%
Continuing contract teachers	70.2%	Down from 75.0%	72.2%	77.2%
Teachers returning from previous year	80.2%	Down from 86.3%	82.9%	85.9%
Teacher attendance rate	92.5%	Down from 93.9%	94.7%	94.9%
Average teacher salary*	\$49,072	Up 5.1%	\$45,592	\$47,313
Classes not taught by highly qualified teachers	0.0%	Down from 8.3%	2.1%	2.0%
Professional development days/teacher	6.2 days	Down from 6.4 days	10.9 days	10.1 days
<b>School</b>				
Principal's years at school	4.0	Up from 3.0	3.0	4.0
Student-teacher ratio in core subjects	19.3 to 1	Down from 27.9 to 1	21.4 to 1	22.1 to 1
Prime instructional time	87.5%	Down from 89.7%	89.0%	89.6%
Opportunities in the arts	Excellent	No Change	Good	Good
SACS accreditation	Yes	No Change	Yes	Yes
Parents attending conferences	100.0%	No Change	98.9%	99.0%
Character development program	Average	No Change	Good	Good
Dollars spent per pupil**	\$8,790	Up 6.1%	\$7,931	\$7,239
Percent of expenditures for instruction**	69.0%	No Change	62.0%	63.0%
Percent of expenditures for teacher salaries**	65.0%	Down from 65.8%	57.0%	61.0%
ESEA composite index score	31.8	Down from 69.3	64.0	83.5

\* Length of contract = 185+ days.

\*\* Prior year audited financial data available.

## REPORT OF PRINCIPAL AND SCHOOL IMPROVEMENT COUNCIL

Southeast Middle School remains committed to our community of learners, emphasizing our motto, "Stinging for Success." We always strive for excellence in all that we do and the 2012-2013 school year has not been any different.

During the past school year our students have been busy inside the classroom and out. Academically we added an additional class period to address the need for intervention. All students were given an additional thirty minutes in every class each week. This response to intervention gave teachers an opportunity to re-teach skills that were deficient or indicators that just needed more attention. We also aligned our after school tutoring with our regular instructional practices. This practice assisted our students in seeing the relationship between after-school and class. We also implemented a concept we called "Wednesday Writes." Simply by having every class from dance to science participate in a deliberate writing assignment one day of the week, helped students to value the integration of literacy skills. Lastly we fine-tuned our practices of acknowledging our MAP scores and watched our students MAP scores begin to soar.

Outside of the class our scorpions did not fall short of success. Our special education department led the process in our school garden and we all harvested the benefits. We were able to host a healthy family dinner in partnership with Sustainable Midlands and WP Rawls Farm. The Math Counts team reached gold status for participation and several team members won individual medals at the "Midlands Math Meet." The student council participated in the "Pennies for Patience," "Harvest Hope Food Drive," and "March of Dimes" fundraiser and like true scorpions they surpassed their goals for every activity. Athletically all of our teams had a solid season, but our Lady Scorpions, girls' basketball team, had an undefeated season followed by winning the district's middle school championship.

This year we were also fortunate enough to add the position of Parent Coordinator-Community Liaison. The coordinator was able to establish several community partnerships as well as host several informative and engaging parent workshops addressing the needs of adolescents and their parents.

Certainly with all that was accomplished this year, we still have a great deal more to do. In the upcoming school year, we will offer specific professional development in the areas of common core transition, technology integration, student engagement, and utilizing data to drive instruction. In keeping true to the middle school model, we will continue to analyze how best to serve the adolescent student and work diligently to create a culture conducive to success during such a transitional period in our students' lives.

Stacey C. Whitaker, Principal

Jacqueline Minder, SIC Chairperson

## EVALUATION RESULTS

	Teachers	Students*	Parents*
Number of surveys returned	38	146	69
Percent satisfied with learning environment	65.8%	73.3%	75.3%
Percent satisfied with social and physical environment	86.8%	73.3%	75.4%
Percent satisfied with school-home relations	63.1%	83.6%	72.5%

\*Only students at the highest middle school grade level at this school and their parents were included.

Comprehensive detail, including definitions of ratings, performance criteria, and explanations of status, is available on [www.ed.sc.gov](http://www.ed.sc.gov) and [www.eoc.sc.gov](http://www.eoc.sc.gov) as well as school and school district websites.

Printed versions are available from school districts upon request.

### Abbreviations Key

N/A Not Applicable N/AV Not Available N/C Not Collected N/R Not Reported I/S Insufficient Sample TBD To be determined

NI Newly Identified CSI Continuing School Improvement CA Corrective Action RP Plan to Restructure R Restructure DELAY School Improvement Status HOLD School Improvement Status