



SC Annual School Report Card Summary

Hand Middle
 Richland 1
 Grades: 6-8 Enrollment: 887
 Principal: Marisa Vickers
 Superintendent: Dr. Percy A. Mack
 Board Chair: Jamie Devine

PERFORMANCE

Comprehensive detail, including definitions of ratings, performance criteria, and explanations of status, is available on www.ed.sc.gov and www.eoc.sc.gov as well as school and school district websites. Printed versions are available from school districts upon request.

YEAR	ABSOLUTE RATING	GROWTH RATING	PALMETTO GOLD AND SILVER AWARD		ESEA/FEDERAL ACCOUNTABILITY RATING SYSTEM	
			General Performance	Closing the Gap	ESEA Grade	Accountability Indicator
2013	Good	Average	TBD	TBD	B	N/A
2012	Good	Excellent	Gold	N/A	B	N/A
2011	Good	Good	Silver	Silver	Not Met	N/A

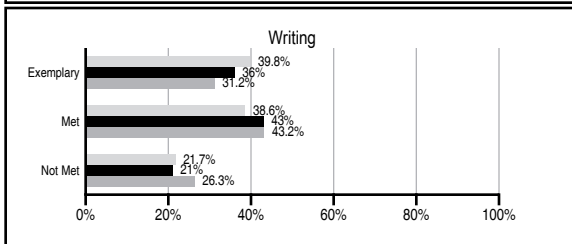
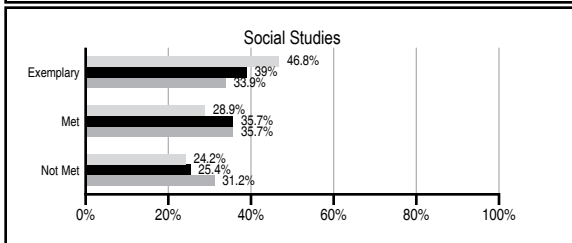
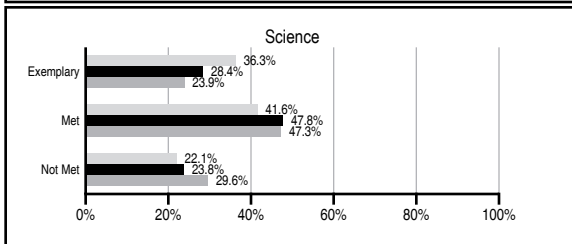
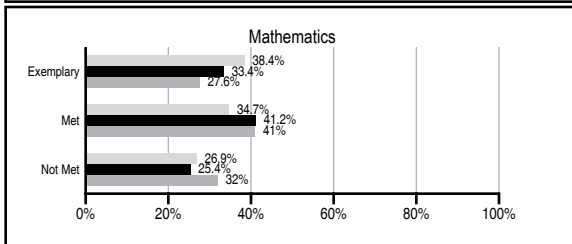
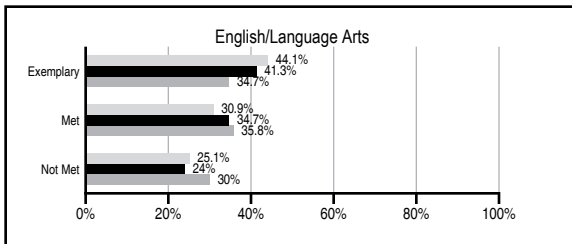
ABSOLUTE RATINGS OF MIDDLE SCHOOLS WITH STUDENTS LIKE OURS*

EXCELLENT	GOOD	AVERAGE	BELOW AVERAGE	AT-RISK
10	21	14	1	0

* Ratings are calculated with data available by 01/15/2014. Schools with Students Like Ours are Middle Schools with Poverty Indices of no more than 5% above or below the index for this school.

PASS PERFORMANCE

Our School
 Middle Schools with Students Like Ours
 Middle schools statewide



NAEP PERFORMANCE*

* Performance reported for SC and nation, data not available at school level. Percentages at NAEP Achievement Levels.

READING – GRADE 8 (2011)



MATH – GRADE 8 (2011)



SCIENCE – GRADE 8 (2011)



END OF COURSE TESTS - 2013

% of students scoring 70 or above on:	Our Middle School	Middle Schools with Students Like Ours
Algebra 1/Math for the Technologies 2	89.7	97.4
English 1	50.0	93.9
Physical Science	N/A	N/A
US History and the Constitution	N/A	0
All Subjects	86.6	97.1

SC PERFORMANCE VISION

By 2020 all students will graduate with the knowledge and skills necessary to compete successfully in the global economy, participate in a democratic society and contribute positively as members of families and communities.

Abbreviations Key

N/A Not Applicable N/AV Not Available N/C Not Collected N/R Not Reported I/S Insufficient Sample TBD To be determined

Hand Middle [Richland 1]

SCHOOL PROFILE

	Our School	Change from Last Year	Middle Schools with Students Like Ours	Median Middle School
Students (n=887)				
Students enrolled in high school credit courses (grades 7 & 8)	62.1%	Up from 60.9%	25.7%	24.6%
Retention rate	0.3%	Down from 1.8%	0.5%	0.6%
Attendance rate	96.0%	Down from 96.5%	96.1%	95.9%
Served by gifted and talented program	39.0%	N/A	21.4%	18.5%
With disabilities	11.7%	N/A	11.2%	13.0%
Older than usual for grade	2.6%	N/A	4.0%	4.8%
Out-of-school suspensions or expulsions for violent and/or criminal offenses	0.7%	Up from 0.6%	0.7%	0.6%
Annual dropout rate	0.2%	Up from 0.0%	0.0%	0.0%
Teachers (n=57)				
Teachers with advanced degrees	71.9%	Up from 69.8%	64.7%	61.5%
Continuing contract teachers	84.2%	Down from 88.7%	79.3%	77.2%
Teachers returning from previous year	90.6%	Up from 89.0%	88.2%	85.9%
Teacher attendance rate	95.1%	Up from 94.3%	94.6%	94.9%
Average teacher salary*	\$54,121	Up 1.1%	\$47,313	\$47,313
Classes not taught by highly qualified teachers	0.4%	Down from 0.5%	0.0%	2.0%
Professional development days/teacher	10.2 days	Down from 10.5 days	11.1 days	10.1 days
School				
Principal's years at school	11.0	Up from 10.0	3.0	4.0
Student-teacher ratio in core subjects	22.6 to 1	Down from 24.9 to 1	22.4 to 1	22.1 to 1
Prime instructional time	89.7%	Up from 89.2%	89.8%	89.6%
Opportunities in the arts	Excellent	No Change	Good	Good
SACS accreditation	Yes	No Change	Yes	Yes
Parents attending conferences	97.0%	Down from 98.0%	99.0%	99.0%
Character development program	Excellent	No Change	Good	Good
Dollars spent per pupil**	\$7,069	Down 7.1%	\$6,842	\$7,239
Percent of expenditures for instruction**	74.0%	Down from 75.5%	65.0%	63.0%
Percent of expenditures for teacher salaries**	71.0%	Down from 73.3%	61.5%	61.0%
ESEA composite index score	89.9	Up from 89.2	87.1	83.5

* Length of contract = 185+ days.

** Prior year audited financial data available.

EVALUATION RESULTS

	Teachers	Students*	Parents*
Number of surveys returned	64	246	102
Percent satisfied with learning environment	96.9%	74.8%	89.2%
Percent satisfied with social and physical environment	96.8%	74.3%	86%
Percent satisfied with school-home relations	92.2%	86.6%	86.5%

*Only students at the highest middle school grade level at this school and their parents were included.

REPORT OF PRINCIPAL AND SCHOOL IMPROVEMENT COUNCIL

During 2012-2013 school year, Hand Middle School had many outstanding accomplishments in the school's five "A's," including academics, attendance, arts, athletics, and attitude. These included 50 S.C. Junior Scholars, 67 Middle School Scholars and 10 Duke TIP Scholars. Recognizing exceptional student achievement, Hand received the most prestigious Palmetto Gold Award from the State Department of Education. On the National Latin Exam, 9 students were recognized for their extraordinary performance including 2 gold medals. The Academic Team excelled with first place recognitions at all statewide competitions. Hand's Mock Trial Team won in the area's regional competition. Sponsored by the S.C. Academy of Science, the MESA mail-in contest recognized Hand students for outstanding accomplishments. As we "Teach, Learn and Build Character," literacy is an overarching focus. The students are engaged in challenging and substantive reading in the core and elective classes. Throughout the school year, the students participated in the 25-Book Reading Challenge. All eighth grade students completed an Individual Graduation Plan. The Comprehensive Remediation Program, the E2020 computer lab, READ 180, the mPowered mentoring program, reading and math support classes, "Beau-tie" and African American Promise provided subject area support and assistance. Hand continues as an Arts in the Basic Curriculum site and Distinguished Arts Program School, receiving grant funding for arts instruction and integration. The band program earned the South Carolina Band Directors Association Outstanding Performance Award. A visual arts Hand student was proud to receive the district's lofty Regan McAndrew Award for best in show for all middle schools. Seven students were accepted into the S.C. Governor's School. One hundred percent of teachers completed technology planning and strategies integrating information literacy standards. Single gender and the Leadership Enrichment Academic Program are choices in all grade levels. The PTO and the Hand Educational Foundation supported school initiatives including school technology, showcasing the implementation of a state-of-the-art digital matrix in the attendance foyer. The School Improvement Council assisted with healthy school initiatives. An involved Hand community member was recognized as the district's Volunteer Partner of the Year. A partnership between the Hand Educational Foundation and the City of Columbia transformed the amphitheater project into a beautiful venue for the community and Hand productions. Supporting school technology, the Foundation sponsored our annual gala fundraiser. The Cluster of Churches brought in volunteers and resources and supported our annual school-wide Family Math and Reading Nights, as well as the Weekend Food Program, "Hands of Hope," for select Hand students. This mission was extended to include child care on early dismissal days. The PTO athletic booster club provided motivational and financial resources for our student athletes. The Student Council assisted with raising funds for Palmetto Health Foundation and sponsored our school talent show. To improve the success of all students in English language arts and math, the students participated in Measure of Academic Progress (MAP) testing. Challenges included meeting the needs of students whose families live in poverty and the challenge of aligning the common core instruction and assessment to the state standards and indicators.

Marisa P. Vickers, Principal

Paula Bach, SIC Chairperson

Comprehensive detail, including definitions of ratings, performance criteria, and explanations of status, is available on www.ed.sc.gov and www.eoc.sc.gov as well as school and school district websites.

Printed versions are available from school districts upon request.

Abbreviations Key

N/A Not Applicable N/AV Not Available N/C Not Collected N/R Not Reported I/S Insufficient Sample TBD To be determined

NI Newly Identified CSI Continuing School Improvement CA Corrective Action RP Plan to Restructure R Restructure DELAY School Improvement Status HOLD School Improvement Status