



SC Annual School Report Card Summary

Heyward Gibbes
 Richland 1
 Grades: 6-8 Enrollment: 345
 Principal: Kwamine Simpson
 Superintendent: Dr. Percy A. Mack
 Board Chair: Jamie Devine

PERFORMANCE

Comprehensive detail, including definitions of ratings, performance criteria, and explanations of status, is available on www.ed.sc.gov and www.eoc.sc.gov as well as school and school district websites. Printed versions are available from school districts upon request.

YEAR	ABSOLUTE RATING	GROWTH RATING	PALMETTO GOLD AND SILVER AWARD		ESEA/FEDERAL ACCOUNTABILITY RATING SYSTEM	
			General Performance	Closing the Gap	ESEA Grade	Accountability Indicator
2013	Below Average	Average	TBD	TBD	D	N/A
2012	At-Risk	At-Risk	N/A	N/A	F	N/A
2011	At-Risk	At-Risk	N/A	N/A	Not Met	N/A

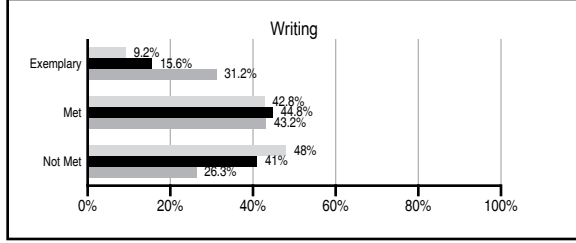
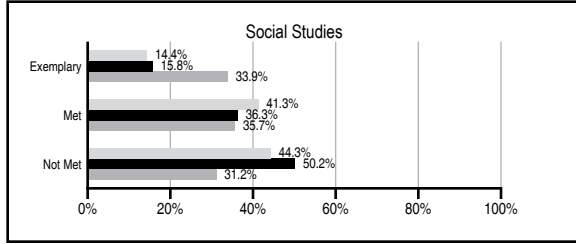
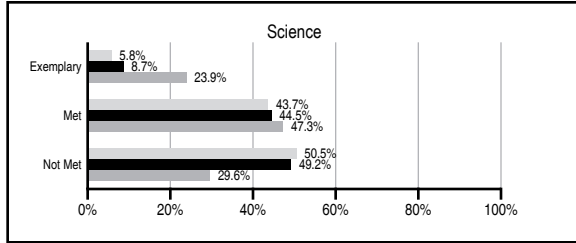
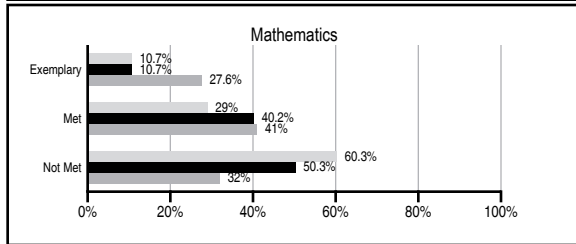
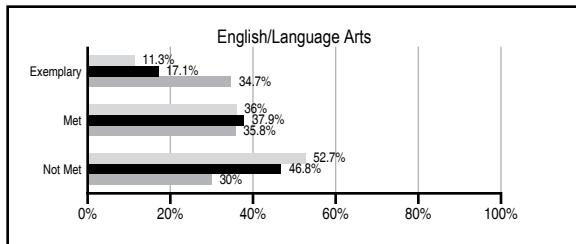
ABSOLUTE RATINGS OF MIDDLE SCHOOLS WITH STUDENTS LIKE OURS*

EXCELLENT	GOOD	AVERAGE	BELOW AVERAGE	AT-RISK
0	0	17	21	15

* Ratings are calculated with data available by 01/15/2014. Schools with Students Like Ours are Middle Schools with Poverty Indices of no more than 5% above or below the index for this school.

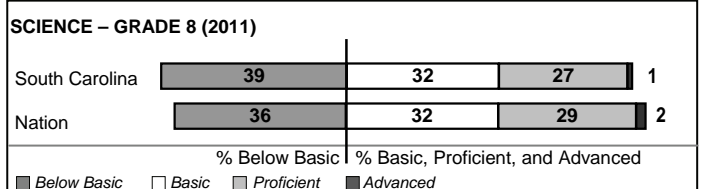


PASS PERFORMANCE

Our School Middle Schools with Students Like Ours Middle schools statewide



NAEP PERFORMANCE*

* Performance reported for SC and nation, data not available at school level. Percentages at NAEP Achievement Levels.



END OF COURSE TESTS - 2013

% of students scoring 70 or above on:	Our Middle School	Middle Schools with Students Like Ours
Algebra 1/Math for the Technologies 2	94.4	87.6
English 1	50.0	86.6
Physical Science	N/A	N/A
US History and the Constitution	N/A	N/A
All Subjects	81.8	87.9

SC PERFORMANCE VISION

By 2020 all students will graduate with the knowledge and skills necessary to compete successfully in the global economy, participate in a democratic society and contribute positively as members of families and communities.

Abbreviations Key

N/A Not Applicable N/AV Not Available N/C Not Collected N/R Not Reported I/S Insufficient Sample TBD To be determined

Heyward Gibbes [Richland 1]

SCHOOL PROFILE

	Our School	Change from Last Year	Middle Schools with Students Like Ours	Median Middle School
Students (n=345)				
Students enrolled in high school credit courses (grades 7 & 8)	16.8%	Down from 41.5%	14.1%	24.6%
Retention rate	0.0%	Down from 2.0%	0.9%	0.6%
Attendance rate	95.3%	Down from 95.7%	95.4%	95.9%
Served by gifted and talented program	9.6%	N/A	6.3%	18.5%
With disabilities	20.0%	N/A	16.0%	13.0%
Older than usual for grade	6.1%	N/A	7.8%	4.8%
Out-of-school suspensions or expulsions for violent and/or criminal offenses	0.0%	Down from 2.3%	0.6%	0.6%
Annual dropout rate	0.0%	Down from 0.4%	0.0%	0.0%
Teachers (n=27)				
Teachers with advanced degrees	77.8%	Up from 74.1%	60.5%	61.5%
Continuing contract teachers	63.0%	No Change	65.5%	77.2%
Teachers returning from previous year	70.5%	Down from 75.8%	76.8%	85.9%
Teacher attendance rate	93.3%	Up from 93.0%	95.3%	94.9%
Average teacher salary*	\$49,023	Down 0.0%	\$44,380	\$47,313
Classes not taught by highly qualified teachers	0.0%	Down from 0.8%	4.2%	2.0%
Professional development days/teacher	9.3 days	Down from 11.2 days	9.3 days	10.1 days
School				
Principal's years at school	4.0	Up from 3.0	3.0	4.0
Student-teacher ratio in core subjects	18.4 to 1	Down from 19.4 to 1	18.4 to 1	22.1 to 1
Prime instructional time	87.4%	Up from 86.0%	89.6%	89.6%
Opportunities in the arts	Excellent	No Change	Good	Good
SACS accreditation	Yes	No Change	Yes	Yes
Parents attending conferences	95.2%	Up from 28.1%	98.7%	99.0%
Character development program	Good	Down from Excellent	Excellent	Good
Dollars spent per pupil**	\$11,279	Down 3.6%	\$9,756	\$7,239
Percent of expenditures for instruction**	63.0%	Up from 60.3%	60.0%	63.0%
Percent of expenditures for teacher salaries**	54.0%	Up from 52.6%	54.0%	61.0%
ESEA composite index score	67.9	Up from 28.4	52.9	83.5

* Length of contract = 185+ days.

** Prior year audited financial data available.

EVALUATION RESULTS

	Teachers	Students*	Parents*
Number of surveys returned	30	83	61
Percent satisfied with learning environment	80%	61.4%	75.4%
Percent satisfied with social and physical environment	90%	68.7%	71.7%
Percent satisfied with school-home relations	56.7%	79.6%	68.9%

*Only students at the highest middle school grade level at this school and their parents were included.

REPORT OF PRINCIPAL AND SCHOOL IMPROVEMENT COUNCIL

At Heyward Gibbes Middle School, we are committed to excellence for all of our students. As a Making Middle Grades Work school, we believe it is our responsibility to prepare students for high school and then to college. We offer students a variety of course offerings including opportunities to earn high school credits in Algebra, Geometry (which is taught using the latest distance learning technology), Keyboarding, and Spanish. We also provide opportunities for students in the arts by offering band, chorus, orchestra, drama, dance and visual arts. Through implementation of the TAP model, teachers received weekly professional development designed to improve student achievement. The students and teachers at Heyward Gibbes Middle School have numerous opportunities to utilize technology such as Smartboards, Ipods, and I pads. We have strong community partnerships and sponsor an annual Community Carnival and GirlTalk Conference.

All students have the opportunity to receive extra assistance through early bird tutoring, Comprehensive Remediation and 21st Century after school program, and Saturday SOAR Academy. Students use their science and math skills during the Summer SOAR Academy.

Our primary initiative focuses on increasing literacy skills. Students have read a record number of books this year. Literacy Across the Curriculum is integrated throughout the school. City Year corps members assisted 6th, 7th and 8th grade students on a daily basis to increase their literacy skills. Additionally, several students and staff members placed in the district's visual literacy competitions. Our monthly Literacy Nights have given parents numerous opportunities to explore all aspects of literacy. Parent University provided parents with information to help their middle school student be successful. Topics included gang awareness and parenting skills for the middle school child.

At Heyward Gibbes Middle School, we SOAR with Pride.

Kwamine Simpson, Principal
Chairperson

Debra Fletcher, SIC

Comprehensive detail, including definitions of ratings, performance criteria, and explanations of status, is available on www.ed.sc.gov and www.eoc.sc.gov as well as school and school district websites.

Printed versions are available from school districts upon request.

Abbreviations Key

N/A Not Applicable N/AV Not Available N/C Not Collected N/R Not Reported I/S Insufficient Sample TBD To be determined

NI Newly Identified CSI Continuing School Improvement CA Corrective Action RP Plan to Restructure R Restructure DELAY School Improvement Status HOLD School Improvement Status