



SC Annual School Report Card Summary

Alcorn Middle
 Richland 1
 Grades: 6-8 Enrollment: 392
 Principal: Dr. Antwon M. Sutton
 Superintendent: Dr. Percy A. Mack
 Board Chair: Jamie Devine

PERFORMANCE

Comprehensive detail, including definitions of ratings, performance criteria, and explanations of status, is available on www.ed.sc.gov and www.eoc.sc.gov as well as school and school district websites. Printed versions are available from school districts upon request.

YEAR	ABSOLUTE RATING	GROWTH RATING	PALMETTO GOLD AND SILVER AWARD		ESEA/FEDERAL ACCOUNTABILITY RATING SYSTEM	
			General Performance	Closing the Gap	ESEA Grade	Accountability Indicator
2013	Below Average	Good	TBD	TBD	F	N/A
2012	Below Average	Average	N/A	N/A	C	N/A
2011	Below Average	Average	N/A	N/A	Not Met	N/A

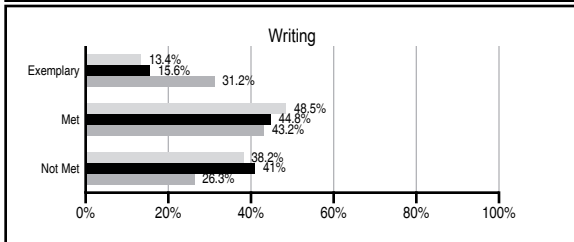
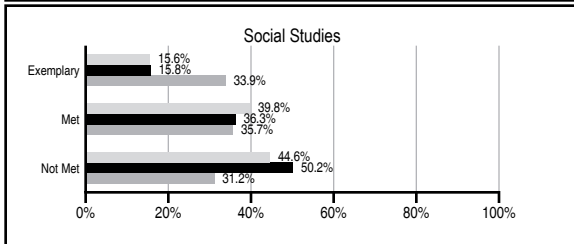
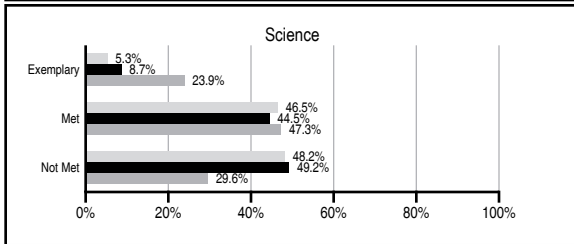
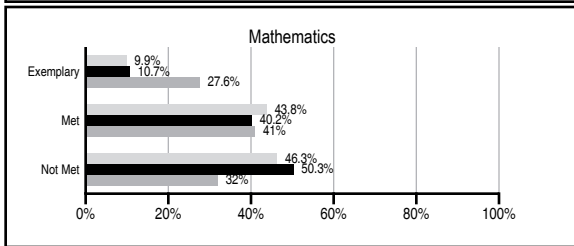
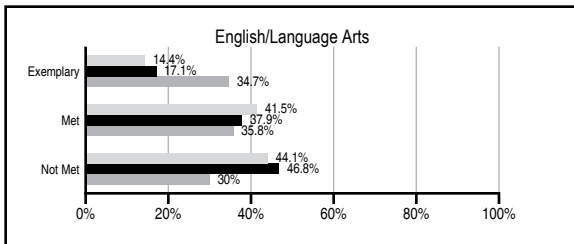
ABSOLUTE RATINGS OF MIDDLE SCHOOLS WITH STUDENTS LIKE OURS*

EXCELLENT	GOOD	AVERAGE	BELOW AVERAGE	AT-RISK
0	0	17	21	15

* Ratings are calculated with data available by 01/15/2014. Schools with Students Like Ours are Middle Schools with Poverty Indices of no more than 5% above or below the index for this school.

PASS PERFORMANCE

Our School
 Middle Schools with Students Like Ours
 Middle schools statewide



NAEP PERFORMANCE*

* Performance reported for SC and nation, data not available at school level. Percentages at NAEP Achievement Levels.

READING – GRADE 8 (2011)



MATH – GRADE 8 (2011)



SCIENCE – GRADE 8 (2011)



END OF COURSE TESTS - 2013

% of students scoring 70 or above on:	Our Middle School	Middle Schools with Students Like Ours
Algebra 1/Math for the Technologies 2	100.0	87.6
English 1	50.0	86.6
Physical Science	N/A	N/A
US History and the Constitution	N/A	N/A
All Subjects	86.8	87.9

SC PERFORMANCE VISION

By 2020 all students will graduate with the knowledge and skills necessary to compete successfully in the global economy, participate in a democratic society and contribute positively as members of families and communities.

Abbreviations Key

N/A Not Applicable N/AV Not Available N/C Not Collected N/R Not Reported I/S Insufficient Sample TBD To be determined

Alcorn Middle [Richland 1]

SCHOOL PROFILE

	Our School	Change from Last Year	Middle Schools with Students Like Ours	Median Middle School
Students (n=392)				
Students enrolled in high school credit courses (grades 7 & 8)	40.2%	Up from 21.9%	14.1%	24.6%
Retention rate	2.3%	Up from 0.8%	0.9%	0.6%
Attendance rate	96.0%	Down from 96.6%	95.4%	95.9%
Served by gifted and talented program	13.4%	N/A	6.3%	18.5%
With disabilities	18.7%	N/A	16.0%	13.0%
Older than usual for grade	7.6%	N/A	7.8%	4.8%
Out-of-school suspensions or expulsions for violent and/or criminal offenses	0.3%	Down from 6.9%	0.6%	0.6%
Annual dropout rate	0.0%	No Change	0.0%	0.0%
Teachers (n=33)				
Teachers with advanced degrees	87.9%	Up from 87.1%	60.5%	61.5%
Continuing contract teachers	54.5%	Down from 58.1%	65.5%	77.2%
Teachers returning from previous year	76.4%	Up from 71.9%	76.8%	85.9%
Teacher attendance rate	94.4%	Up from 93.3%	95.3%	94.9%
Average teacher salary*	\$49,480	Down 0.5%	\$44,380	\$47,313
Classes not taught by highly qualified teachers	9.2%	Up from 5.8%	4.2%	2.0%
Professional development days/teacher	13.8 days	Down from 14.0 days	9.3 days	10.1 days
School				
Principal's years at school	1.0	Down from 4.0	3.0	4.0
Student-teacher ratio in core subjects	19.1 to 1	Down from 20.2 to 1	18.4 to 1	22.1 to 1
Prime instructional time	87.8%	Up from 87.1%	89.6%	89.6%
Opportunities in the arts	Excellent	No Change	Good	Good
SACS accreditation	Yes	No Change	Yes	Yes
Parents attending conferences	99.3%	Up from 78.3%	98.7%	99.0%
Character development program	Excellent	Up from Good	Excellent	Good
Dollars spent per pupil**	\$12,185	Down 5.8%	\$9,756	\$7,239
Percent of expenditures for instruction**	65.0%	Up from 64.4%	60.0%	63.0%
Percent of expenditures for teacher salaries**	56.0%	Down from 59.4%	54.0%	61.0%
ESEA composite index score	43.4	Down from 71.8	52.9	83.5

* Length of contract = 185+ days.

** Prior year audited financial data available.

EVALUATION RESULTS

	Teachers	Students*	Parents*
Number of surveys returned	28	105	35
Percent satisfied with learning environment	60.8%	81.9%	77.1%
Percent satisfied with social and physical environment	75%	84%	77.1%
Percent satisfied with school-home relations	51.7%	84.9%	82.3%

*Only students at the highest middle school grade level at this school and their parents were included.

Comprehensive detail, including definitions of ratings, performance criteria, and explanations of status, is available on www.ed.sc.gov and www.eoc.sc.gov as well as school and school district websites.

Printed versions are available from school districts upon request.

REPORT OF PRINCIPAL AND SCHOOL IMPROVEMENT COUNCIL

The mission statement of Alcorn Middle School is to provide a safe and secure environment that fosters optimal teaching and learning through a rigorous and relevant curriculum. Alcorn Middle School continues to focus on quality instruction, proactive discipline, and a positive school climate. Academic achievement and improved PASS scores remain our top priority. All stakeholders—parents, students, staff, and community are focused on the comprehensive goal of making our vision; “Preparing every student to be a successful, contributing citizen in a global society by providing an effective and high quality education” a reality.

Our Algebra I students garnered a pass rate of 100% on their End of Course (EOC) Exams. Though we have accomplished much, we continue to closely disaggregate our test scores in order to maximize our staff/professional development strategies and increase the number of students meeting or exceeding the state standards on the PASS. Professional Development sessions were held to provide teachers with instructional strategies to help reach students at their varied ability levels. MAP scores were used to identify areas of improvement for students. Based on the data, flexible grouping, targeted instruction, individual tutoring, differentiated instruction and an RTI period were implemented in an effort to improve test scores and student performance.

During the 12-13 school year, our school and students were recognized for numerous accomplishments. Our Boys' Basketball Team was recognized for being the Richland One District Runner-Up in the Middle School Basketball Tournament. Several of our Chorus and Orchestra students participated in a Master Class with singer, Gladys Knight, earlier this year. Alcorn also unveiled its Lego Robotics Team this year, who received an Honorable Mention at a state competition! Charlotte Morgan, Reading Interventionist, was named Teacher of the Year; and James Bryant, Parent/Community Coordinator, was named school and district Classified Employee of the Year.

As a result of the collaborative efforts of all our stakeholders, our school continues to move forward. We have identified goals that we must attain in order to continue to improve significantly. Our most significant goal, and challenge, is ensuring that ALL students are exposed to a rigorous and relevant curriculum.

In the upcoming year, Alcorn Middle School will continue to lead our students into the future with a program of quality instruction that promotes rigor in the classroom, aligns instruction with South Carolina/ Common Core State Standards, uses data analysis to provide differentiated instructional strategies, and provides quality, authentic assessments. We will implement several single-gender classes in our 6th grade, to customize learning experiences within the classroom. We will continue to focus on math skills, reading, writing and vocabulary development across all content areas. Alcorn Middle School's motto of “Shifting the Atmosphere for Academic Excellence” will continue to be our driving force this upcoming school year.

Dr. Antwon M. Sutton, Principal
Fatima Horne, SIC Chairperson

Abbreviations Key

N/A Not Applicable N/AV Not Available N/C Not Collected N/R Not Reported I/S Insufficient Sample TBD To be determined

NI Newly Identified CSI Continuing School Improvement CA Corrective Action RP Plan to Restructure R Restructure DELAY School Improvement Status HOLD School Improvement Status