



SC Annual School Report Card Summary

Dacusville Middle School
 Pickens County
 Grades: 6-8 Enrollment: 365
 Principal: Andrew Hooker
 Superintendent: Dr. Kelly Pew, Ph. D.
 Board Chair: Judy Edwards

PERFORMANCE

Comprehensive detail, including definitions of ratings, performance criteria, and explanations of status, is available on www.ed.sc.gov and www.eoc.sc.gov as well as school and school district websites. Printed versions are available from school districts upon request.

YEAR	ABSOLUTE RATING	GROWTH RATING	PALMETTO GOLD AND SILVER AWARD		ESEA/FEDERAL ACCOUNTABILITY RATING SYSTEM	
			General Performance	Closing the Gap	ESEA Grade	Accountability Indicator
2013	Good	Average	TBD	TBD	B	N/A
2012	Good	Excellent	Gold	N/A	A	N/A
2011	Good	Good	Silver	N/A	Not Met	N/A

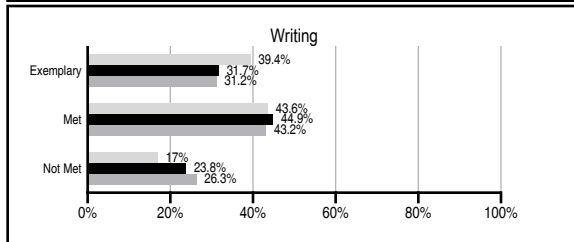
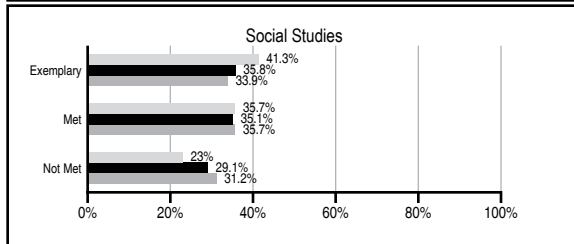
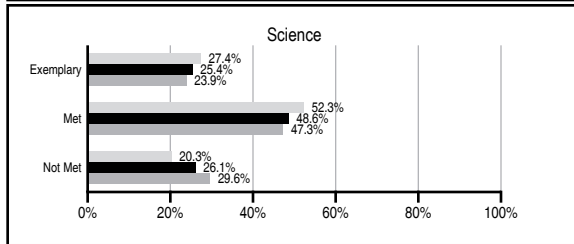
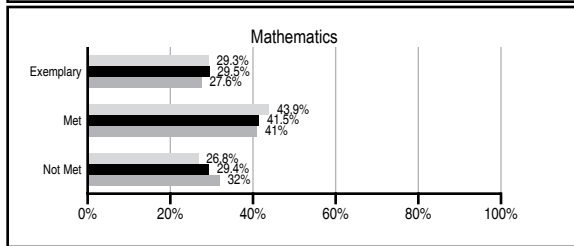
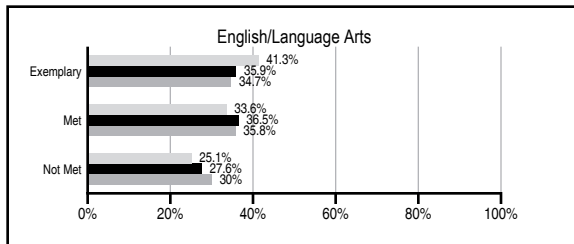
ABSOLUTE RATINGS OF MIDDLE SCHOOLS WITH STUDENTS LIKE OURS*

EXCELLENT	GOOD	AVERAGE	BELOW AVERAGE	AT-RISK
5	16	38	0	1

* Ratings are calculated with data available by 01/15/2014. Schools with Students Like Ours are Middle Schools with Poverty Indices of no more than 5% above or below the index for this school.

PASS PERFORMANCE

Our School Middle Schools with Students Like Ours Middle schools statewide



NAEP PERFORMANCE*

* Performance reported for SC and nation, data not available at school level. Percentages at NAEP Achievement Levels.



END OF COURSE TESTS - 2013

% of students scoring 70 or above on:	Our Middle School	Middle Schools with Students Like Ours
Algebra 1/Math for the Technologies 2	100.0	96.2
English 1	96.5	95.6
Physical Science	N/A	N/A
US History and the Constitution	N/A	N/A
All Subjects	97.7	95.8

SC PERFORMANCE VISION

By 2020 all students will graduate with the knowledge and skills necessary to compete successfully in the global economy, participate in a democratic society and contribute positively as members of families and communities.

Abbreviations Key

N/A Not Applicable N/AV Not Available N/C Not Collected N/R Not Reported I/S Insufficient Sample TBD To be determined

Dacusville Middle School [Pickens County]

SCHOOL PROFILE

	Our School	Change from Last Year	Middle Schools with Students Like Ours	Median Middle School
Students (n=365)				
Students enrolled in high school credit courses (grades 7 & 8)	81.8%	Down from 88.8%	25.5%	24.6%
Retention rate	0.3%	Down from 1.4%	0.7%	0.6%
Attendance rate	95.9%	Down from 96.1%	95.8%	95.9%
Served by gifted and talented program	27.6%	N/A	20.8%	18.5%
With disabilities	14.9%	N/A	14.1%	13.0%
Older than usual for grade	5.9%	N/A	5.4%	4.8%
Out-of-school suspensions or expulsions for violent and/or criminal offenses	0.3%	Up from 0.0%	0.8%	0.6%
Annual dropout rate	0.0%	No Change	0.0%	0.0%
Teachers (n=23)				
Teachers with advanced degrees	73.9%	Down from 76.2%	61.6%	61.5%
Continuing contract teachers	95.7%	Up from 95.2%	83.3%	77.2%
Teachers returning from previous year	90.2%	Up from 84.7%	88.1%	85.9%
Teacher attendance rate	99.5%	Up from 95.3%	94.4%	94.9%
Average teacher salary*	\$48,484	Up 2.9%	\$48,386	\$47,313
Classes not taught by highly qualified teachers	0.0%	No Change	0.8%	2.0%
Professional development days/teacher	7.9 days	Down from 17.3 days	9.1 days	10.1 days
School				
Principal's years at school	4.0	Up from 3.0	4.0	4.0
Student-teacher ratio in core subjects	18.6 to 1	Down from 24.8 to 1	22.3 to 1	22.1 to 1
Prime instructional time	93.9%	Up from 89.1%	89.4%	89.6%
Opportunities in the arts	Good	No Change	Good	Good
SACS accreditation	Yes	No Change	Yes	Yes
Parents attending conferences	94.9%	Down from 95.6%	98.5%	99.0%
Character development program	Average	Down from Good	Good	Good
Dollars spent per pupil**	\$7,518	Down 12.0%	\$7,170	\$7,239
Percent of expenditures for instruction**	58.0%	Up from 56.3%	64.0%	63.0%
Percent of expenditures for teacher salaries**	53.0%	Up from 51.5%	61.0%	61.0%
ESEA composite index score	86.7	Down from 95.6	84.5	83.5

* Length of contract = 185+ days.

** Prior year audited financial data available.

REPORT OF PRINCIPAL AND SCHOOL IMPROVEMENT COUNCIL

Dacusville Middle School serves a rural community located in the northeastern corner of Pickens County. We have a dedicated faculty and staff who are committed to providing a quality education. We provide a student-centered, nurturing environment in which all students may experience success. Our students attend a state-of-the-art facility located on a 113-acre campus. The air conditioned, handicapped-accessible school has 2 computer labs, 2 mobile computer labs with new DELL laptops, 3 science labs with Science Cows (Computers on Wheels), 1 gymnasium, a 220-seat cafeteria, Media Center with 6,872 volumes, and 24 permanent classrooms, each with Polyvision Boards. The campus also includes a walking trail, greenhouse, butterfly garden, fish pond, math and social studies gardens and bird sanctuary. At Dacusville Middle School, we are continuing to plan strategies to improve student performance. Several strategies include: remediation classes, embedded staff development emphasizing instruction, curriculum coaching, an at-risk program for male students (SWAT), and grade level incentive programs. Dacusville Middle offers many special programs for our students including: Band, Chorus, Strings, Physical Education, Keyboarding, Computer Applications, job shadowing, Gifted and Talented, Special Education, Alternative Education, Guidance and Counseling Services, on-site health services, educational field trips, and athletic teams, including volleyball, basketball, baseball, and cheerleading. Activities at Dacusville Middle School include: Student Council, Beta Club, Character Education, Career Fair, job shadowing, teacher mentoring through the T.I.D.E.S program, school pageant, dances, concerts, Habitat Project, and many other service learning opportunities. We also offer Algebra I, English I, Keyboarding, and Computer Applications for high school credit. Our school makes efforts to involve the community in a variety of programs including: the school Habitat Project, school/business partnerships, volunteer training, fundraising activities, newsletter, Open House and \$1 Hot Dog Night, Back to School Orientation, Parent Night, Parent Orientation, Rising 6th Grade Parent Night, Walk for Education, Community Service Projects, PTO, Backpack Blessings, and School Improvement Council. Among our accomplishments in recent school years are the following: SC Palmetto Gold and Silver Award Winner; Scored a 5 for student achievement two consecutive years under the TAP Model; Awarded an A by the State Department of Education for student achievement; Wal-Mart Environmental Grant; Accreditation by Southern Association of Colleges and Schools; SC Junior Scholars and Duke TIP Scholars; All-Region Band and Orchestra; Student Council created an Award Winning Scrapbook; Middle School Division Student Council awarded Gold Gavel Award at state convention; Safe Kids Upstate Award Winner for school safety; First Lego League Robotics Team competed in state competition. Andy Hooker, Principal and Donna Forest, School Improvement Council Chair

EVALUATION RESULTS

	Teachers	Students*	Parents*
Number of surveys returned	17	88	52
Percent satisfied with learning environment	88.3%	76.2%	84.7%
Percent satisfied with social and physical environment	94.1%	84.1%	86.8%
Percent satisfied with school-home relations	94.2%	78.1%	88.7%

*Only students at the highest middle school grade level at this school and their parents were included.

Comprehensive detail, including definitions of ratings, performance criteria, and explanations of status, is available on www.ed.sc.gov and www.eoc.sc.gov as well as school and school district websites.

Printed versions are available from school districts upon request.

Abbreviations Key

N/A Not Applicable N/AV Not Available N/C Not Collected N/R Not Reported I/S Insufficient Sample TBD To be determined
 NI Newly Identified CSI Continuing School Improvement CA Corrective Action RP Plan to Restructure R Restructure DELAY Delay Improvement Status HOLD School Improvement Status