



SC Annual School Report Card Summary

Robert E. Howard Middle School
 Orangeburg Consolidated 5
 Grades: 6-8 Enrollment: 423
 Principal: Rena M. Bowman
 Superintendent: Cynthia Wilson
 Board Chair: Mary Ulmer

PERFORMANCE

Comprehensive detail, including definitions of ratings, performance criteria, and explanations of status, is available on www.ed.sc.gov and www.eoc.sc.gov as well as school and school district websites. Printed versions are available from school districts upon request.

YEAR	ABSOLUTE RATING	GROWTH RATING	PALMETTO GOLD AND SILVER AWARD		ESEA/FEDERAL ACCOUNTABILITY RATING SYSTEM	
			General Performance	Closing the Gap	ESEA Grade	Accountability Indicator
2013	Below Average	Average	TBD	TBD	F	Priority
2012	Below Average	Average	N/A	N/A	F	Priority
2011	Below Average	Below Average	N/A	N/A	Not Met	N/A

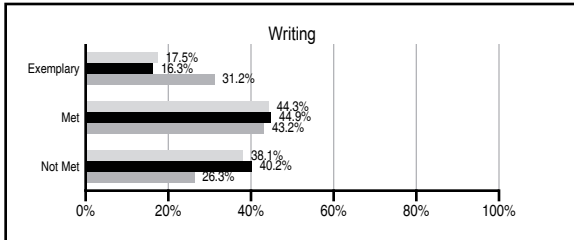
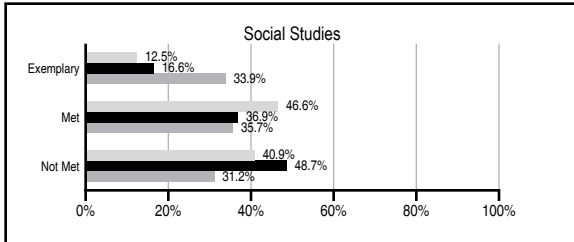
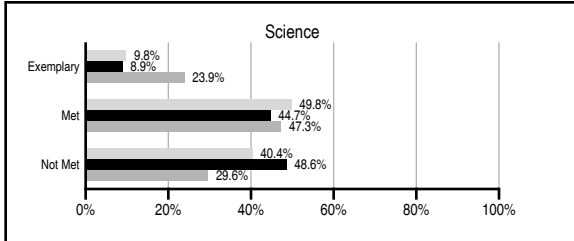
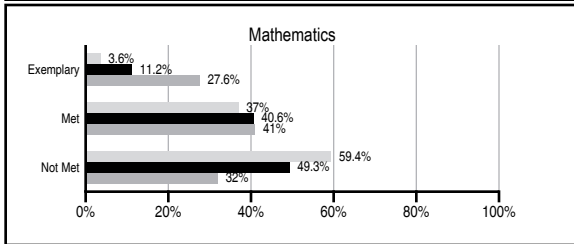
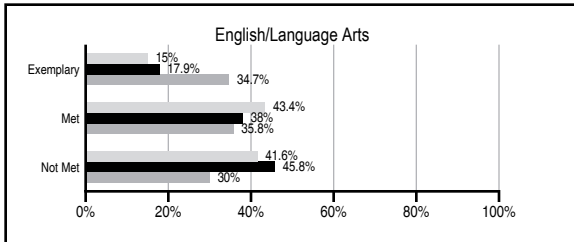
ABSOLUTE RATINGS OF MIDDLE SCHOOLS WITH STUDENTS LIKE OURS*

EXCELLENT	GOOD	AVERAGE	BELOW AVERAGE	AT-RISK
0	0	21	21	15

* Ratings are calculated with data available by 01/15/2014. Schools with Students Like Ours are Middle Schools with Poverty Indices of no more than 5% above or below the index for this school.

PASS PERFORMANCE

Our School Middle Schools with Students Like Ours Middle schools statewide



NAEP PERFORMANCE*

* Performance reported for SC and nation, data not available at school level. Percentages at NAEP Achievement Levels.



END OF COURSE TESTS - 2013

% of students scoring 70 or above on:	Our Middle School	Middle Schools with Students Like Ours
Algebra 1/Math for the Technologies 2	83.3	87.5
English 1	100.0	87.8
Physical Science	N/A	N/A
US History and the Constitution	N/A	N/A
All Subjects	92.3	88.4

SC PERFORMANCE VISION

By 2020 all students will graduate with the knowledge and skills necessary to compete successfully in the global economy, participate in a democratic society and contribute positively as members of families and communities.

Abbreviations Key

N/A Not Applicable N/AV Not Available N/C Not Collected N/R Not Reported I/S Insufficient Sample TBD To be determined

Robert E. Howard Middle School
[Orangeburg Consolidated 5]

SCHOOL PROFILE

	Our School	Change from Last Year	Middle Schools with Students Like Ours	Median Middle School
Students (n=423)				
Students enrolled in high school credit courses (grades 7 & 8)	7.4%	Down from 26.1%	14.1%	24.6%
Retention rate	0.2%	Down from 1.2%	0.9%	0.6%
Attendance rate	93.5%	Down from 94.6%	95.5%	95.9%
Served by gifted and talented program	0.2%	N/A	6.8%	18.5%
With disabilities	10.9%	N/A	16.0%	13.0%
Older than usual for grade	10.2%	N/A	7.7%	4.8%
Out-of-school suspensions or expulsions for violent and/or criminal offenses	1.2%	Up from 0.5%	0.5%	0.6%
Annual dropout rate	1.1%	Up from 0.0%	0.0%	0.0%
Teachers (n=27)				
Teachers with advanced degrees	51.9%	Down from 74.3%	59.6%	61.5%
Continuing contract teachers	70.4%	Down from 74.3%	65.5%	77.2%
Teachers returning from previous year	67.6%	Down from 73.4%	78.0%	85.9%
Teacher attendance rate	100.0%	Up from 98.2%	95.3%	94.9%
Average teacher salary*	\$46,073	Up 2.2%	\$44,373	\$47,313
Classes not taught by highly qualified teachers	0.0%	Down from 3.7%	3.3%	2.0%
Professional development days/teacher	16.8 days	Up from 12.2 days	9.3 days	10.1 days
School				
Principal's years at school	2.0	Up from 1.0	3.0	4.0
Student-teacher ratio in core subjects	25.7 to 1	Up from 22.2 to 1	18.4 to 1	22.1 to 1
Prime instructional time	91.1%	Down from 91.4%	89.6%	89.6%
Opportunities in the arts	Good	No Change	Good	Good
SACS accreditation	Yes	No Change	Yes	Yes
Parents attending conferences	100.0%	No Change	98.5%	99.0%
Character development program	Excellent	No Change	Excellent	Good
Dollars spent per pupil**	\$9,463	Down 3.8%	\$9,729	\$7,239
Percent of expenditures for instruction**	57.0%	Down from 58.3%	60.0%	63.0%
Percent of expenditures for teacher salaries**	53.0%	Down from 53.2%	54.0%	61.0%
ESEA composite index score	46.7	Up from 27.3	55.5	83.5

* Length of contract = 185+ days.

** Prior year audited financial data available.

EVALUATION RESULTS

	Teachers	Students*	Parents*
Number of surveys returned	24	108	58
Percent satisfied with learning environment	41.6%	50%	65.6%
Percent satisfied with social and physical environment	50%	60%	57.9%
Percent satisfied with school-home relations	41.6%	81.2%	69%

*Only students at the highest middle school grade level at this school and their parents were included.

REPORT OF PRINCIPAL AND SCHOOL IMPROVEMENT COUNCIL

Robert E. Howard Middle School serves 416 students in grades sixth through eighth in the historic "Garden City" of Orangeburg, South Carolina. We are committed to meeting the unique needs of every student and educating the "whole" child. Our programs include a variety of academic and related arts opportunities, along with various student organizations that help prepare our students for high school, college and beyond.

Consistently for the last five years, our eight graders have qualified to be enrolled in high school classes such as Keyboarding, Algebra I and English I. Howard's English I students had 100.0% and Algebra 1 students had 88% passage rate on the End-of-Course Exams.

Other programs that attribute to building a positive school climate are the school-wide character education program, Dare-to-be-Queen/King program and a mentoring program through which students were mentored by a number of community members and school personnel throughout the school term. Additionally, the Physical Education Department and the Guidance Department collaborated and provided students training in Life Skills.

Several students received local and state certificates and awards recognizing them in the areas of writing, science, geography, arts, home arts, music, band, football, basketball, and leadership. For several years, our visual arts students were recognized as County Fair Art Winners, including 1st Place in the Youth Craft Division, 2nd Place Youth Craft Division and 3rd Place Youth Art Division. Also, students won the District's Teepee Contest and received a monetary reward. Howard's students dominated the middle level division of the Orangeburg Consolidated School District Five's Spelling Bee competition. Howard's Spelling Bee winners included 1st and 2nd place. Our Girl's Track Team won the district track meet. Also, we had some students who qualified for Orangeburg Summer Consortium for the Arts in the areas of drama, dance, and instrumental performance. In addition, the band earned superior ratings during regional band competition.

As we continuously strive to make sure that all of our children meet state standards, we will consistently: adjust classroom instruction to meet the needs of all diverse learners; raise the level of involvement of parents in the education of their children; encourage our students to always strive to do their best; provide on-going professional development for all teachers; and continuously assess student progress with mastery of standards and end results to ensure that all students are academically successful. We would like to thank all of our parents, faculty and staff, community, and stakeholders for their support as we progress toward our goals. Without your assistance, our continued progress would not be possible.

Rena Bowman, Principal
 Dr. Bettie W. Hicks, Ed.D, School Improvement Council Chairperson

Comprehensive detail, including definitions of ratings, performance criteria, and explanations of status, is available on www.ed.sc.gov and www.eoc.sc.gov as well as school and school district websites.

Printed versions are available from school districts upon request.

Abbreviations Key

N/A Not Applicable N/AV Not Available N/C Not Collected N/R Not Reported I/S Insufficient Sample TBD To be determined

NI Newly Identified CSI Continuing School Improvement CA Corrective Action RP Plan to Restructure R Restructure DELAY School Improvement Status HOLD School Improvement Status