



SC Annual School Report Card Summary

Hunter-Kinard-Tyler Middle/High School
 Orangeburg Consolidated 4
 Grades: 7-12 Enrollment: 267
 Principal: Ernest Holiday
 Superintendent: Brenda Turner
 Board Chair: Peggy Tyler

PERFORMANCE

Comprehensive detail, including definitions of ratings, performance criteria, and explanations of status, is available on www.ed.sc.gov and www.eoc.sc.gov as well as school and school district websites. Printed versions are available from school districts upon request.

YEAR	ABSOLUTE RATING	GROWTH RATING	PALMETTO GOLD AND SILVER AWARD		ESEA/FEDERAL ACCOUNTABILITY RATING SYSTEM	
			General Performance	Closing the Gap	ESEA Grade	Accountability Indicator
2013	Below Average	Good	TBD	TBD	F	N/A
2012	At-Risk	Below Average	Gold	N/A	F	N/A
2011	At-Risk	Below Average	N/A	N/A	Not Met	N/A

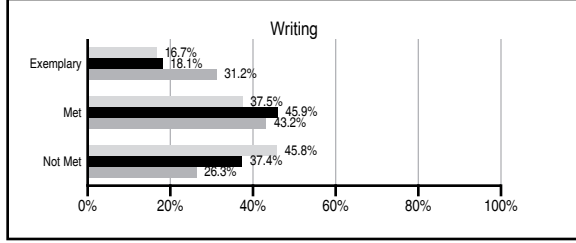
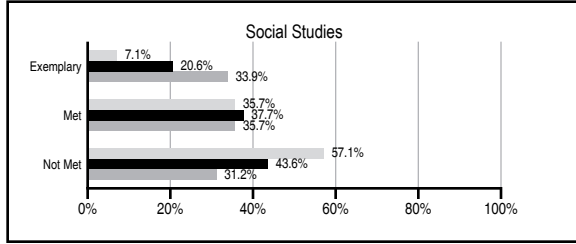
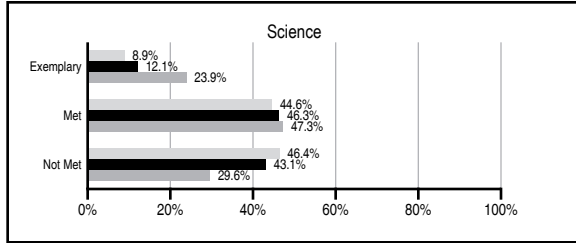
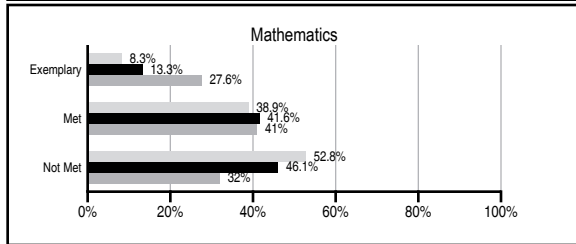
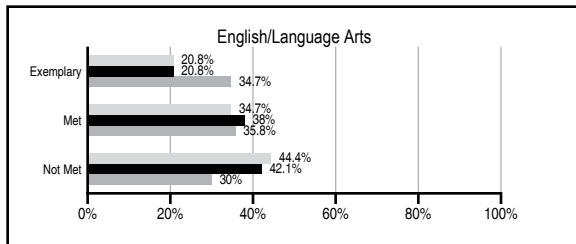
ABSOLUTE RATINGS OF MIDDLE SCHOOLS WITH STUDENTS LIKE OURS*

EXCELLENT	GOOD	AVERAGE	BELOW AVERAGE	AT-RISK
0	1	35	20	9

* Ratings are calculated with data available by 01/15/2014. Schools with Students Like Ours are Middle Schools with Poverty Indices of no more than 5% above or below the index for this school.

PASS PERFORMANCE

Our School Middle Schools with Students Like Ours Middle schools statewide



NAEP PERFORMANCE*

* Performance reported for SC and nation, data not available at school level. Percentages at NAEP Achievement Levels.



END OF COURSE TESTS - 2013

% of students scoring 70 or above on:	Our Middle School	Middle Schools with Students Like Ours
Algebra 1/Math for the Technologies 2	100.0	92.7
English 1	83.3	88.6
Physical Science	N/A	N/A
US History and the Constitution	N/A	N/A
All Subjects	90.9	92.9

SC PERFORMANCE VISION

By 2020 all students will graduate with the knowledge and skills necessary to compete successfully in the global economy, participate in a democratic society and contribute positively as members of families and communities.

Abbreviations Key

N/A Not Applicable N/AV Not Available N/C Not Collected N/R Not Reported I/S Insufficient Sample TBD To be determined

Hunter-Kinard-Tyler Middle/High School [Orangeburg Consolidated 4]

SCHOOL PROFILE

	Our School	Change from Last Year	Middle Schools with Students Like Ours	Median Middle School
Students (n=267)				
Students enrolled in high school credit courses (grades 7 & 8)	15.2%	Down from 16.1%	14.3%	24.6%
Retention rate	6.6%	Up from 4.5%	0.7%	0.6%
Attendance rate	99.7%	Down from 99.8%	95.5%	95.9%
Served by gifted and talented program	7.0%	N/A	10.1%	18.5%
With disabilities	10.1%	N/A	15.7%	13.0%
Older than usual for grade	10.9%	N/A	6.9%	4.8%
Out-of-school suspensions or expulsions for violent and/or criminal offenses	0.0%	Down from 0.4%	0.6%	0.6%
Annual dropout rate	0.0%	No Change	0.0%	0.0%
Teachers (n=23)				
Teachers with advanced degrees	47.8%	Up from 45.0%	60.8%	61.5%
Continuing contract teachers	52.2%	Down from 60.0%	70.5%	77.2%
Teachers returning from previous year	52.9%	Down from 58.9%	81.9%	85.9%
Teacher attendance rate	92.1%	Down from 96.2%	94.7%	94.9%
Average teacher salary*	\$44,395	Up 8.7%	\$45,041	\$47,313
Classes not taught by highly qualified teachers	2.3%	Up from 0.0%	2.1%	2.0%
Professional development days/teacher	9.4 days	Down from 11.7 days	9.6 days	10.1 days
School				
Principal's years at school	1.0	Down from 2.0	3.0	4.0
Student-teacher ratio in core subjects	23.3 to 1	Up from 9.8 to 1	19.9 to 1	22.1 to 1
Prime instructional time	89.0%	Down from 92.9%	89.1%	89.6%
Opportunities in the arts	Good	No Change	Good	Good
SACS accreditation	Yes	No Change	Yes	Yes
Parents attending conferences	100.0%	No Change	99.2%	99.0%
Character development program	Good	Up from Average	Good	Good
Dollars spent per pupil**	\$12,489	Up 45.1%	\$8,655	\$7,239
Percent of expenditures for instruction**	46.0%	Down from 57.4%	62.0%	63.0%
Percent of expenditures for teacher salaries**	42.0%	Down from 51.7%	56.5%	61.0%
ESEA composite index score	55.0	Up from 48.7	61.6	83.5

* Length of contract = 185+ days.

** Prior year audited financial data available.

EVALUATION RESULTS

	Teachers	Students*	Parents*
Number of surveys returned	15	29	16
Percent satisfied with learning environment	60%	79.3%	56.3%
Percent satisfied with social and physical environment	73.4%	79.3%	62.6%
Percent satisfied with school-home relations	20%	96.6%	62.6%

*Only students at the highest middle school grade level at this school and their parents were included.

REPORT OF PRINCIPAL AND SCHOOL IMPROVEMENT COUNCIL

The 2012-2013 school year has been a very successful school year for Hunter-Kinard-Tyler Middle/High School. The school maintains a focus on increasing academic achievement, athletic and social excellence. Hunter-Kinard-Tyler High School was identified as a Palmetto Gold School based on the 2011-2012 general academic performance. In addition, HKT Middle School continues to increase achievement as we have seen three consecutive years of growth in regard to the absolute rating and is a participant in the Schools-To-Watch Initiative. In an effort to continue the improvement seen academically, we recognize that teachers have to have the opportunity to learn and to grow. Teachers participated in data teams at the district as well as the school level. We also had a team of teachers that participated in the Southern Regional Educational Board workshop on literacy. The SREB workshop and that team of teachers is being used to foster literacy across the curriculum at HKT. Finally, HKT teachers participated in an early release day each Tuesday to facilitate a continuous learning environment through professional development. Hunter-Kinard-Tyler also saw a very successful year athletically and socially. The 2012-2013 Trojan football team advanced to the Region 1A Upper State Championship Game for the first time in school history. Both of the basketball teams advanced to the playoffs and the baseball team showed a great deal of growth and promise under the direction of a new coach. Finally, the girls track team won the region for the 2012-2013 school year. Through PBIS and holding students accountable for behavior, socially an environment has been created that highlights the importance of appropriate behavior and academics. Students are participating in service opportunities in the community and in our elementary school. We look forward to increasing those opportunities for our students during the upcoming school year. Although 2012-2013 was a very successful school year, we are looking forward even more success for 2013-2014. Through our focus on academics and with the assistance of our entire learning community HKT will continue to be a pillar within our community.
Ernest Holiday, Principal
Patricia Dangerfield, SIC Chair

Comprehensive detail, including definitions of ratings, performance criteria, and explanations of status, is available on www.ed.sc.gov and www.eoc.sc.gov as well as school and school district websites.

Printed versions are available from school districts upon request.

Abbreviations Key

N/A Not Applicable N/AV Not Available N/C Not Collected N/R Not Reported I/S Insufficient Sample TBD To be determined

NI Newly Identified CSI Continuing School Improvement CA Corrective Action RP Plan to Restructure R Restructure DELAY School Improvement Status HOLD School Improvement Status