



# SC Annual School Report Card Summary

**Newberry Middle School**  
**Newberry County**  
**Grades: 6-8** Enrollment: 683  
**Principal: Kelli P. Farmer**  
**Superintendent: Bennie Bennett**  
**Board Chair: Jody Hamm**

## PERFORMANCE

Comprehensive detail, including definitions of ratings, performance criteria, and explanations of status, is available on [www.ed.sc.gov](http://www.ed.sc.gov) and [www.eoc.sc.gov](http://www.eoc.sc.gov) as well as school and school district websites. Printed versions are available from school districts upon request.

YEAR	ABSOLUTE RATING	GROWTH RATING	PALMETTO GOLD AND SILVER AWARD		ESEA/FEDERAL ACCOUNTABILITY RATING SYSTEM	
			General Performance	Closing the Gap	ESEA Grade	Accountability Indicator
2013	Average	Average	TBD	TBD	C	N/A
2012	Average	Good	Silver	N/A	A	N/A
2011	Average	Average	N/A	N/A	Not Met	N/A

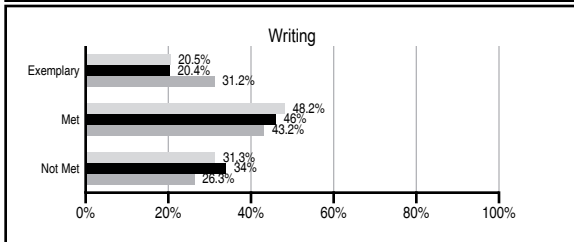
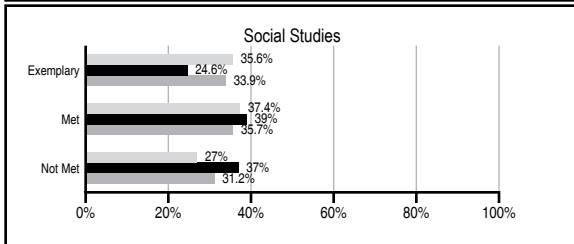
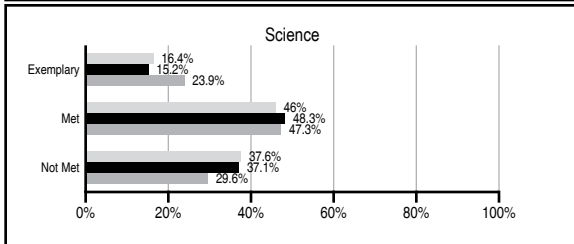
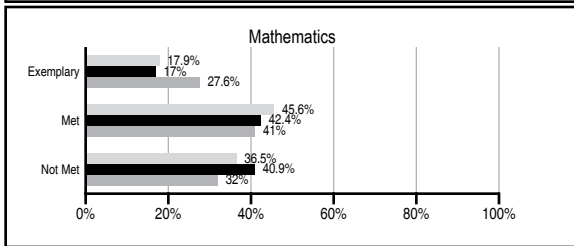
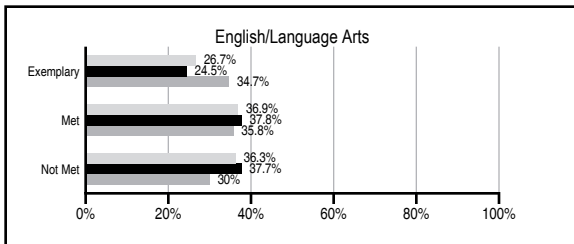
## ABSOLUTE RATINGS OF MIDDLE SCHOOLS WITH STUDENTS LIKE OURS\*

EXCELLENT	GOOD	AVERAGE	BELOW AVERAGE	AT-RISK
0	1	42	14	1

\* Ratings are calculated with data available by 01/15/2014. Schools with Students Like Ours are Middle Schools with Poverty Indices of no more than 5% above or below the index for this school.

## PASS PERFORMANCE

Our School Middle Schools with Students Like Ours Middle schools statewide



## NAEP PERFORMANCE\*

\* Performance reported for SC and nation, data not available at school level. Percentages at NAEP Achievement Levels.

### READING – GRADE 8 (2011)



### MATH – GRADE 8 (2011)



### SCIENCE – GRADE 8 (2011)



## END OF COURSE TESTS - 2013

% of students scoring 70 or above on:	Our Middle School	Middle Schools with Students Like Ours
Algebra 1/Math for the Technologies 2	100.0	94.5
English 1	96.2	91.0
Physical Science	N/A	N/A
US History and the Constitution	N/A	N/A
All Subjects	98.3	95.2

## SC PERFORMANCE VISION

*By 2020 all students will graduate with the knowledge and skills necessary to compete successfully in the global economy, participate in a democratic society and contribute positively as members of families and communities.*

### Abbreviations Key

N/A Not Applicable N/AV Not Available N/C Not Collected N/R Not Reported I/S Insufficient Sample TBD To be determined

# Newberry Middle School [Newberry County]

## SCHOOL PROFILE

	Our School	Change from Last Year	Middle Schools with Students Like Ours	Median Middle School
<b>Students (n=683)</b>				
Students enrolled in high school credit courses (grades 7 & 8)	22.4%	Up from 19.5%	17.2%	24.6%
Retention rate	0.3%	Down from 1.0%	0.9%	0.6%
Attendance rate	94.8%	Down from 95.8%	95.6%	95.9%
Served by gifted and talented program	10.7%	N/A	12.7%	18.5%
With disabilities	11.4%	N/A	14.9%	13.0%
Older than usual for grade	6.4%	N/A	6.3%	4.8%
Out-of-school suspensions or expulsions for violent and/or criminal offenses	1.3%	Up from 1.0%	0.7%	0.6%
Annual dropout rate	0.0%	No Change	0.0%	0.0%
<b>Teachers (n=48)</b>				
Teachers with advanced degrees	62.5%	Down from 71.7%	60.9%	61.5%
Continuing contract teachers	75.0%	Down from 78.3%	72.3%	77.2%
Teachers returning from previous year	88.7%	Up from 88.1%	84.2%	85.9%
Teacher attendance rate	96.3%	Up from 95.9%	94.7%	94.9%
Average teacher salary*	\$45,279	Up 2.5%	\$45,988	\$47,313
Classes not taught by highly qualified teachers	0.0%	No Change	2.1%	2.0%
Professional development days/teacher	11.2 days	Down from 13.3 days	11.0 days	10.1 days
<b>School</b>				
Principal's years at school	2.0	Up from 1.0	4.0	4.0
Student-teacher ratio in core subjects	20.6 to 1	Down from 20.7 to 1	21.2 to 1	22.1 to 1
Prime instructional time	89.5%	Down from 90.5%	89.0%	89.6%
Opportunities in the arts	Good	No Change	Good	Good
SACS accreditation	Yes	No Change	Yes	Yes
Parents attending conferences	99.3%	Down from 100.0%	99.0%	99.0%
Character development program	Good	No Change	Good	Good
Dollars spent per pupil**	\$6,648	Down 5.5%	\$7,898	\$7,239
Percent of expenditures for instruction**	65.0%	Down from 65.4%	62.0%	63.0%
Percent of expenditures for teacher salaries**	64.0%	Down from 64.9%	58.0%	61.0%
ESEA composite index score	78.3	Down from 92.2	71.4	83.5

\* Length of contract = 185+ days.

\*\* Prior year audited financial data available.

## EVALUATION RESULTS

	Teachers	Students*	Parents*
Number of surveys returned	50	194	51
Percent satisfied with learning environment	100%	83%	88.2%
Percent satisfied with social and physical environment	100%	85.7%	69.4%
Percent satisfied with school-home relations	72%	86.8%	86.3%

\*Only students at the highest middle school grade level at this school and their parents were included.

## REPORT OF PRINCIPAL AND SCHOOL IMPROVEMENT COUNCIL

NMS is proud that our decisions and actions exemplify our motto, "Whatever it takes, our kids are worth it". Despite challenges, our school is proud of growth in academics, athletics, and the arts. Our goals of creating confident students and forming positive relationships with our families/community continue to be top priorities.

For our efforts this year, NMS was awarded the Palmetto Silver Award for general academic performance. Our focus on teacher collaboration and literacy integration continue to be at the forefront of our professional development for the upcoming Common Core State Standards. NMS has added two computer labs and computer-based math and ELA enrichment classes. Led by our literacy team, our media center and classroom libraries are being restocked with relevant literature. Our teachers are pushing the "Power of I" to hold students accountable for their work, and we have added morning, afternoon, and Saturday tutoring. All content areas, including the arts, have integrated literacy standards into their classrooms. Instead of waiting until the end of the year, we have begun to celebrate the academic efforts of our students each nine weeks with quarterly awards ceremonies. We are working to provide opportunities outside of the classrooms with field studies to Clemson University, University of South Carolina, Myrtle Beach, Charleston, and Washington, D.C.

We were winners in the classrooms and in the sports arenas. NMS had winning teams in volleyball, boys/girls basketball, football, and wrestling. We were able to form a mentoring partnership with the Newberry College football team, and our teachers and community came together to host the 2nd annual NMS Health Fair.

Our arts programs continue to soar, earning superior and excellent ratings at solo and ensemble competitions as well as the concert festivals. Our community enjoyed two concerts and a dinner theater/musical that involved students from across the arts.

Our relationships with our families and community grew through such programs as: Breakfast with the Principal, Goodies for Grands, Career Day, Club Days, Veterans' Day activities, Operation Get Smart, Duke Power program, job shadowing, PASS rally, No Name Calling Week initiative, community readers/speakers, and transition nights.

At NMS, we believe in giving back to our community. NMS students/teachers participated in fundraisers for the following charities: Hoops for Hearts, Juvenile Diabetes Drive, Relay for Life, United Way, and Manna House.

At NMS, we truly believe "whatever it takes, our kids ARE worth it"!

Kelli P. Farmer, Principal  
Jerry Young, SIC Chairperson

Comprehensive detail, including definitions of ratings, performance criteria, and explanations of status, is available on [www.ed.sc.gov](http://www.ed.sc.gov) and [www.eoc.sc.gov](http://www.eoc.sc.gov) as well as school and school district websites.

Printed versions are available from school districts upon request.

### Abbreviations Key

N/A Not Applicable N/AV Not Available N/C Not Collected N/R Not Reported I/S Insufficient Sample TBD To be determined

NI Newly Identified CSI Continuing School Improvement CA Corrective Action RP Plan to Restructure R Restructure DELAY School Improvement Status HOLD School Improvement Status