



# SC Annual School Report Card Summary

Mid-Carolina Middle  
 Newberry County  
 Grades: 6-8 Enrollment: 606  
 Principal: Deedee S. Westwood  
 Superintendent: Bennie Bennett  
 Board Chair: Jody Hamm

## PERFORMANCE

Comprehensive detail, including definitions of ratings, performance criteria, and explanations of status, is available on [www.ed.sc.gov](http://www.ed.sc.gov) and [www.eoc.sc.gov](http://www.eoc.sc.gov) as well as school and school district websites. Printed versions are available from school districts upon request.

YEAR	ABSOLUTE RATING	GROWTH RATING	PALMETTO GOLD AND SILVER AWARD		ESEA/FEDERAL ACCOUNTABILITY RATING SYSTEM	
			General Performance	Closing the Gap	ESEA Grade	Accountability Indicator
2013	Good	Average	TBD	TBD	C	N/A
2012	Good	Good	Silver	N/A	B	N/A
2011	Good	Good	Silver	N/A	Not Met	N/A

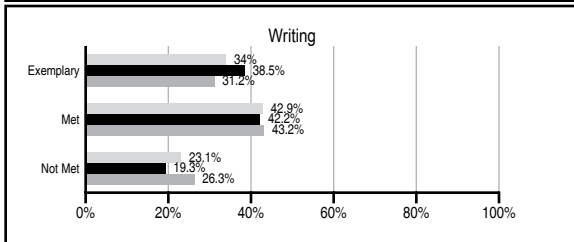
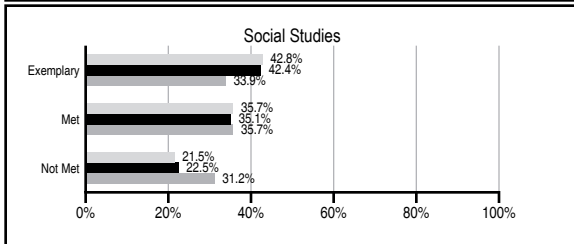
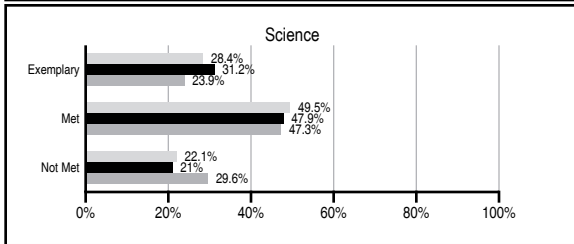
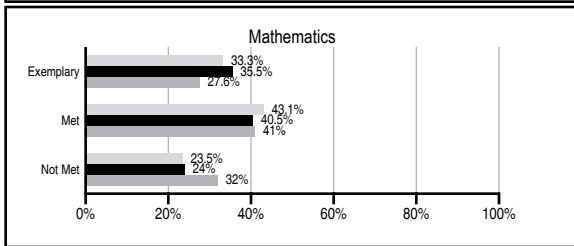
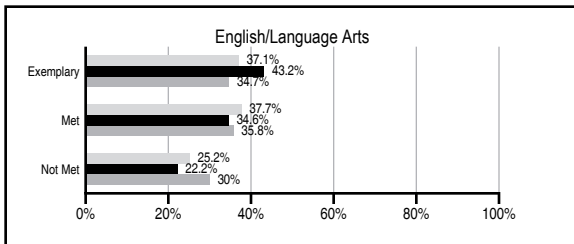
## ABSOLUTE RATINGS OF MIDDLE SCHOOLS WITH STUDENTS LIKE OURS\*

EXCELLENT	GOOD	AVERAGE	BELOW AVERAGE	AT-RISK
17	17	10	0	0

\* Ratings are calculated with data available by 01/15/2014. Schools with Students Like Ours are Middle Schools with Poverty Indices of no more than 5% above or below the index for this school.

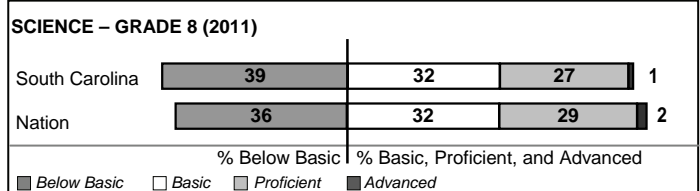
## PASS PERFORMANCE

Our School Middle Schools with Students Like Ours Middle schools statewide



## NAEP PERFORMANCE\*

\* Performance reported for SC and nation, data not available at school level. Percentages at NAEP Achievement Levels.



## END OF COURSE TESTS - 2013

% of students scoring 70 or above on:	Our Middle School	Middle Schools with Students Like Ours
Algebra 1/Math for the Technologies 2	98.6	96.7
English 1	100.0	94.8
Physical Science	N/A	N/A
US History and the Constitution	N/A	0
All Subjects	99.2	96.6

## SC PERFORMANCE VISION

By 2020 all students will graduate with the knowledge and skills necessary to compete successfully in the global economy, participate in a democratic society and contribute positively as members of families and communities.

### Abbreviations Key

N/A Not Applicable N/AV Not Available N/C Not Collected N/R Not Reported I/S Insufficient Sample TBD To be determined

# Mid-Carolina Middle [Newberry County]

## SCHOOL PROFILE

	Our School	Change from Last Year	Middle Schools with Students Like Ours	Median Middle School
<b>Students (n=606)</b>				
Students enrolled in high school credit courses (grades 7 & 8)	32.4%	Down from 47.8%	27.8%	24.6%
Retention rate	0.0%	No Change	0.5%	0.6%
Attendance rate	96.0%	Down from 96.8%	96.3%	95.9%
Served by gifted and talented program	24.1%	N/A	24.9%	18.5%
With disabilities	13.1%	N/A	11.3%	13.0%
Older than usual for grade	4.8%	N/A	3.3%	4.8%
Out-of-school suspensions or expulsions for violent and/or criminal offenses	0.3%	Up from 0.2%	0.4%	0.6%
Annual dropout rate	0.0%	No Change	0.0%	0.0%
<b>Teachers (n=41)</b>				
Teachers with advanced degrees	70.7%	Down from 73.2%	63.8%	61.5%
Continuing contract teachers	85.4%	Down from 87.8%	79.1%	77.2%
Teachers returning from previous year	90.9%	Down from 91.0%	88.4%	85.9%
Teacher attendance rate	94.4%	Down from 95.5%	94.9%	94.9%
Average teacher salary*	\$45,827	Up 0.1%	\$48,443	\$47,313
Classes not taught by highly qualified teachers	0.0%	No Change	2.4%	2.0%
Professional development days/teacher	12.1 days	Up from 11.6 days	11.3 days	10.1 days
<b>School</b>				
Principal's years at school	5.0	Up from 4.0	4.0	4.0
Student-teacher ratio in core subjects	21.0 to 1	Up from 20.2 to 1	22.9 to 1	22.1 to 1
Prime instructional time	89.1%	Down from 91.1%	89.7%	89.6%
Opportunities in the arts	Good	No Change	Excellent	Good
SACS accreditation	Yes	No Change	Yes	Yes
Parents attending conferences	99.8%	Down from 100.0%	99.6%	99.0%
Character development program	Good	No Change	Good	Good
Dollars spent per pupil**	\$7,035	Up 1.6%	\$6,933	\$7,239
Percent of expenditures for instruction**	66.0%	Down from 66.7%	65.0%	63.0%
Percent of expenditures for teacher salaries**	65.0%	Down from 66.1%	63.0%	61.0%
ESEA composite index score	74.2	Down from 85.3	87.2	83.5

\* Length of contract = 185+ days.

\*\* Prior year audited financial data available.

## EVALUATION RESULTS

	Teachers	Students*	Parents*
Number of surveys returned	43	164	66
Percent satisfied with learning environment	100%	81.7%	84.9%
Percent satisfied with social and physical environment	97.7%	87.1%	82.1%
Percent satisfied with school-home relations	84.1%	89.1%	82.1%

\*Only students at the highest middle school grade level at this school and their parents were included.

## REPORT OF PRINCIPAL AND SCHOOL IMPROVEMENT COUNCIL

As a 2011 Palmetto Silver Award Winner, Mid-Carolina Middle School continues to strive for levels of excellence in learning and making our students productive citizens! Maintaining communication from school to home and around the community continues to be a goal. MCMS modified the Catch-up Café for struggling students in the areas of academics. Transition Nights for rising 6th, 7th and 8th graders were held in the spring to assist parents with new expectations. An end of year Promotion Ceremony was held for 8th grade students entering high school next year. Single-gender classes continue to be utilized in grades 6 through 8 in the core subject areas. An enrichment period also continues to be implemented for every student to work on problem solving strategies as well as enrich the four core areas. The school added an academic assistance class for struggling students to develop additional English and math skills in addition to continuing to provide after-school tutoring. MCMS school wide goals continued to be maintaining high levels of literacy to include reading, writing and speaking in all classes. We implemented the next steps in the Internal Instructional Review process for attaining high expectations on all assessments. We increased communication from school to home by utilizing a daily agenda as a communication tool, the school Alert Now message system, adding teacher websites to include homework assignments, improving our school website, sending home a monthly school newsletter and inviting all parents to sign-up for Parent Portal. MCMS values the key practices of the Making Middle Grades Work Initiative as well as the district-wide Working on the Work Framework for creating engaging lessons for students. MCMS expanded opportunities for students to develop their social well-being and awareness through FCA, Bowtie Club and extensions of Gentlemen's and Ladies' Clubs. A new B Honor Roll was added to be more inclusive of academic achievements. We conducted an open house: A Day in the Life of Your Middle School Student, a winter curriculum night for parents which showcased student based performances and displays and the Spring Arts Festival. The school continued increasing communication in the community by sending the school newsletter to all local churches and district staff. Community Service Projects included Relay for Life, Caps for Cancer, Good Works Partnership, American Heart Association, Operation Christmas Child, Juvenile Diabetes, Pennies for Patients and the Manna House Canned Food Drive. Accomplishments included: Mr. Robert Flint- Teacher of the Year & Ms. Sharon Derrick- Support Staff of the Year, SC State Technology Student Organization Winners with the entire team going to Nashville for nationals, 5 students won invitations to compete at the National Beta Club Convention, Excellent Rating in Band Concert Festival, Superior Ratings at Solo and Ensemble, Excellent Rating for Chorus Festival, 3 students were honored as Regional Math Meet winners, 3 Junior Scholars, 9 Duke Tip Students, and 75 new inductees in the Junior Beta Club.

Submitted by  
Deedee S. Westwood, Principal  
Chris Roberts, SIC Chair

Comprehensive detail, including definitions of ratings, performance criteria, and explanations of status, is available on [www.ed.sc.gov](http://www.ed.sc.gov) and [www.eoc.sc.gov](http://www.eoc.sc.gov) as well as school and school district websites.

Printed versions are available from school districts upon request.

### Abbreviations Key

N/A Not Applicable N/AV Not Available N/C Not Collected N/R Not Reported I/S Insufficient Sample TBD To be determined  
NI Newly Identified CSI Continuing School Improvement CA Corrective Action RP Plan to Restructure R Restructure DELAY School Improvement Status HOLD School Improvement Status