



SC Annual School Report Card Summary

Whitmire Community High
 Newberry County
 Grades: 6-12 Enrollment: 248
 Principal: Joey L. Haney
 Superintendent: Bennie Bennett
 Board Chair: Jody Hamm

PERFORMANCE

Comprehensive detail, including definitions of ratings, performance criteria, and explanations of status, is available on www.ed.sc.gov and www.eoc.sc.gov as well as school and school district websites. Printed versions are available from school districts upon request.

YEAR	ABSOLUTE RATING	GROWTH RATING	PALMETTO GOLD AND SILVER AWARD		ESEA/FEDERAL ACCOUNTABILITY RATING SYSTEM	
			General Performance	Closing the Gap	ESEA Grade	Accountability Indicator
2013	Below Average	Below Average	TBD	TBD	F	N/A
2012	Average	Average	N/A	N/A	A	N/A
2011	Average	Average	Silver	N/A	Not Met	N/A

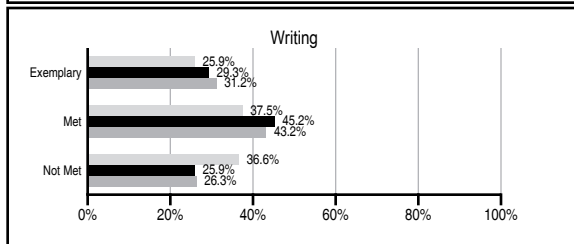
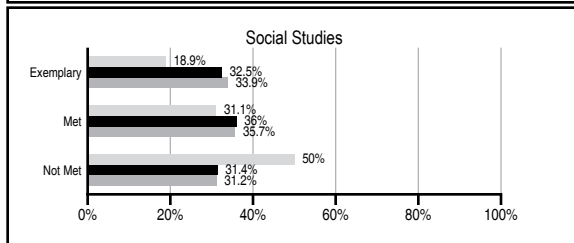
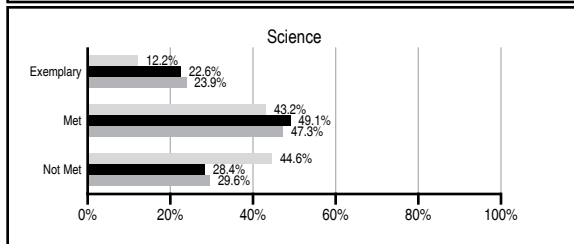
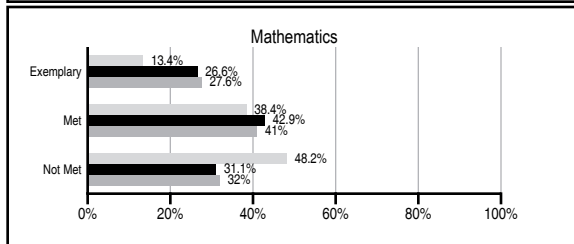
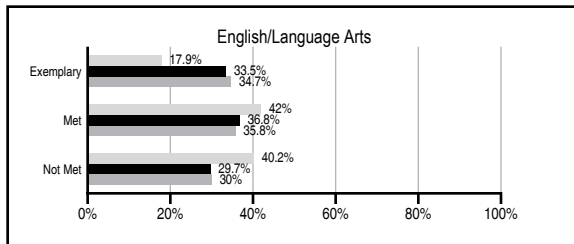
ABSOLUTE RATINGS OF MIDDLE SCHOOLS WITH STUDENTS LIKE OURS*

EXCELLENT	GOOD	AVERAGE	BELOW AVERAGE	AT-RISK
3	11	45	2	0

* Ratings are calculated with data available by 01/15/2014. Schools with Students Like Ours are Middle Schools with Poverty Indices of no more than 5% above or below the index for this school.

PASS PERFORMANCE

Our School Middle Schools with Students Like Ours Middle schools statewide



NAEP PERFORMANCE*

* Performance reported for SC and nation, data not available at school level. Percentages at NAEP Achievement Levels.

READING – GRADE 8 (2011)



MATH – GRADE 8 (2011)



SCIENCE – GRADE 8 (2011)



END OF COURSE TESTS - 2013

% of students scoring 70 or above on:	Our Middle School	Middle Schools with Students Like Ours
Algebra 1/Math for the Technologies 2	100.0	97.9
English 1	90.0	97.7
Physical Science	N/A	N/A
US History and the Constitution	N/A	N/A
All Subjects	94.1	97.8

SC PERFORMANCE VISION

By 2020 all students will graduate with the knowledge and skills necessary to compete successfully in the global economy, participate in a democratic society and contribute positively as members of families and communities.

Abbreviations Key

N/A Not Applicable N/AV Not Available N/C Not Collected N/R Not Reported I/S Insufficient Sample TBD To be determined

Whitmire Community High [Newberry County]

SCHOOL PROFILE

	Our School	Change from Last Year	Middle Schools with Students Like Ours	Median Middle School
Students (n=248)				
Students enrolled in high school credit courses (grades 7 & 8)	19.0%	Up from 17.6%	25.1%	24.6%
Retention rate	1.2%	Up from 0.0%	0.8%	0.6%
Attendance rate	94.4%	Down from 94.8%	95.5%	95.9%
Served by gifted and talented program	15.6%	N/A	18.6%	18.5%
With disabilities	9.8%	N/A	14.0%	13.0%
Older than usual for grade	7.8%	N/A	6.1%	4.8%
Out-of-school suspensions or expulsions for violent and/or criminal offenses	2.4%	Up from 0.0%	0.7%	0.6%
Annual dropout rate	0.0%	No Change	0.0%	0.0%
Teachers (n=13)				
Teachers with advanced degrees	61.5%	No Change	58.7%	61.5%
Continuing contract teachers	76.9%	Down from 84.6%	78.5%	77.2%
Teachers returning from previous year	83.2%	Down from 85.8%	86.0%	85.9%
Teacher attendance rate	96.0%	Down from 97.3%	94.5%	94.9%
Average teacher salary*	\$49,047	Down 0.9%	\$47,282	\$47,313
Classes not taught by highly qualified teachers	0.0%	No Change	0.6%	2.0%
Professional development days/teacher	18.7 days	Up from 16.0 days	10.5 days	10.1 days
School				
Principal's years at school	6.0	Up from 5.0	4.5	4.0
Student-teacher ratio in core subjects	17.3 to 1	Down from 18.0 to 1	21.8 to 1	22.1 to 1
Prime instructional time	88.8%	Down from 90.2%	89.0%	89.6%
Opportunities in the arts	Good	No Change	Good	Good
SACS accreditation	Yes	No Change	Yes	Yes
Parents attending conferences	100.0%	No Change	98.2%	99.0%
Character development program	Excellent	Up from Good	Good	Good
Dollars spent per pupil**	\$3,224	Down 60.8%	\$7,090	\$7,239
Percent of expenditures for instruction**	10.0%	Down from 63.6%	63.0%	63.0%
Percent of expenditures for teacher salaries**	58.0%	Down from 63.0%	61.0%	61.0%
ESEA composite index score	35.0	Down from 91.4	83.2	83.5

* Length of contract = 185+ days.

** Prior year audited financial data available.

EVALUATION RESULTS

	Teachers	Students*	Parents*
Number of surveys returned	21	38	21
Percent satisfied with learning environment	90.5%	68.4%	95.3%
Percent satisfied with social and physical environment	95.5%	79%	85.7%
Percent satisfied with school-home relations	81.8%	76.3%	95.2%

*Only students at the highest middle school grade level at this school and their parents were included.

REPORT OF PRINCIPAL AND SCHOOL IMPROVEMENT COUNCIL

Whitmire Community School, embedded in the Sumter National Forest of northern Newberry County, offers a unique learning environment as a PreK-12 facility. The rural town of Whitmire is commonly known to residents and travelers as the Pearl of the Piedmont. WCS is an accredited institution according to the AdvancEd Standards for Quality. WCS is also a SREB High Schools That Work site and has been recognized by the Palmetto Gold and Silver Award Programs.

The classroom instruction at WCS is based on South Carolina state standards with a focus on reading and writing instruction. Reading and writing instruction is integrated across all grade levels and content areas with a shared responsibility of all students, parents, and teachers. WCS promotes reading and writing throughout the school and community with programs and opportunities such as Family Message Journals, the Wee Delivery Postal System, author visits, Reading with the Wolverines, Reading with the Gamecocks, SC State Read-In, Read Across America Week, and Teen Read Week.

WCS continues to implement the Measure of Academic Progress (MAP) assessment program for grades 1-10 to measure student growth in Reading, Language Usage, and Mathematics. The Leadership Team analyzes data and has meetings with grade-level teams and content-area teachers to discuss data, set goals, and decide on the best instructional strategies for students based on individual strengths and weaknesses. Goal-setting is based on data from the following: classroom assessments, Dominie, MAP, PASS, HSAP, and EOC. Computer software such as Odyssey and A+ is used for remediation, enrichment, and credit recovery. A daily enrichment period is scheduled for grades 3-8 along with Language/Math Lab classes for 9-12 students.

Professional development continues to focus on literacy, best practices, and instructional technology. Teachers are instructional leaders by sharing best practices and technology strategies with their peers. Staff members are required to meet technology requirements for professional development and recertification.

The WCS Nature Trail is a major addition to the campus. The goal of the trail is to provide learning opportunities in all grade levels and content areas in the great outdoors.

WCS continues to promote student achievement and prepare all students to be Wolverines Committed to Success.

Joey L. Haney, Principal
Todd Johnson, SIC Chairman

Comprehensive detail, including definitions of ratings, performance criteria, and explanations of status, is available on www.ed.sc.gov and www.eoc.sc.gov as well as school and school district websites.

Printed versions are available from school districts upon request.

Abbreviations Key

N/A Not Applicable N/AV Not Available N/C Not Collected N/R Not Reported I/S Insufficient Sample TBD To be determined

NI Newly Identified CSI Continuing School Improvement CA Corrective Action RP Plan to Restructure R Restructure DELAY School Improvement Status HOLD School Improvement Status