

SC Annual School Report Card Summary

Marlboro School of Discovery
 Marlboro County
 Grades: 6-8 Enrollment: 154
 Principal: Robert C. Ransom
 Superintendent: Dr. Helena Tillar
 Board Chair: Lucy Parsons

PERFORMANCE

Comprehensive detail, including definitions of ratings, performance criteria, and explanations of status, is available on www.ed.sc.gov and www.eoc.sc.gov as well as school and school district websites. Printed versions are available from school districts upon request.

YEAR	ABSOLUTE RATING	GROWTH RATING	PALMETTO GOLD AND SILVER AWARD		ESEA/FEDERAL ACCOUNTABILITY RATING SYSTEM	
			General Performance	Closing the Gap	ESEA Grade	Accountability Indicator
2013	Average	Average	TBD	TBD	A	N/A
2012	Average	Good	Silver	N/A	A	N/A
2011	Good	Good	Silver	Silver	Met	N/A

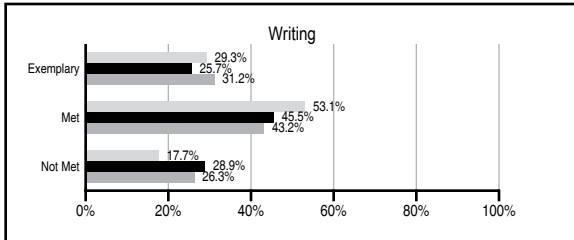
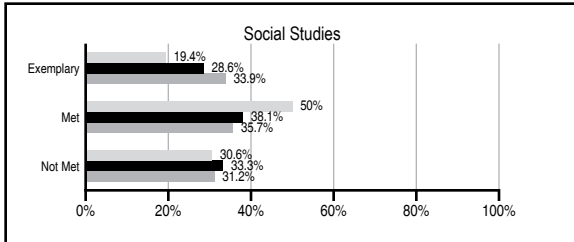
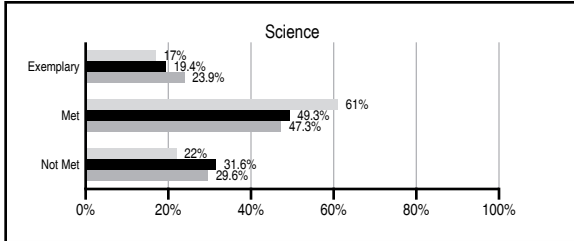
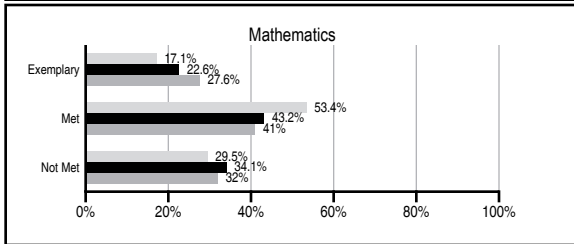
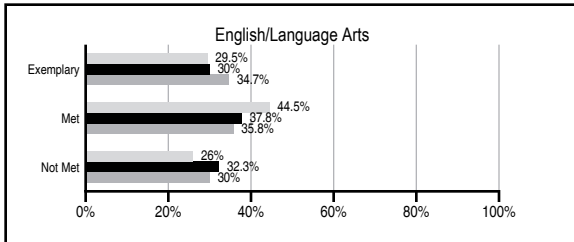
ABSOLUTE RATINGS OF MIDDLE SCHOOLS WITH STUDENTS LIKE OURS*

EXCELLENT	GOOD	AVERAGE	BELOW AVERAGE	AT-RISK
1	8	46	6	0

* Ratings are calculated with data available by 01/15/2014. Schools with Students Like Ours are Middle Schools with Poverty Indices of no more than 5% above or below the index for this school.

PASS PERFORMANCE

Our School Middle Schools with Students Like Ours Middle schools statewide



NAEP PERFORMANCE*

* Performance reported for SC and nation, data not available at school level. Percentages at NAEP Achievement Levels.



END OF COURSE TESTS - 2013

% of students scoring 70 or above on:	Our Middle School	Middle Schools with Students Like Ours
Algebra 1/Math for the Technologies 2	93.3	96.7
English 1	95.8	96.1
Physical Science	N/A	N/A
US History and the Constitution	N/A	N/A
All Subjects	94.9	96.8

SC PERFORMANCE VISION

By 2020 all students will graduate with the knowledge and skills necessary to compete successfully in the global economy, participate in a democratic society and contribute positively as members of families and communities.

Abbreviations Key

N/A Not Applicable N/AV Not Available N/C Not Collected N/R Not Reported I/S Insufficient Sample TBD To be determined

Marlboro School of Discovery [Marlboro County]

SCHOOL PROFILE

	Our School	Change from Last Year	Middle Schools with Students Like Ours	Median Middle School
Students (n=154)				
Students enrolled in high school credit courses (grades 7 & 8)	22.7%	Up from 21.5%	21.9%	24.6%
Retention rate	1.4%	Up from 0.0%	0.8%	0.6%
Attendance rate	96.0%	Down from 96.3%	95.6%	95.9%
Served by gifted and talented program	72.3%	N/A	17.1%	18.5%
With disabilities	5.4%	N/A	14.0%	13.0%
Older than usual for grade	1.4%	N/A	5.8%	4.8%
Out-of-school suspensions or expulsions for violent and/or criminal offenses	0.7%	Down from 7.6%	0.7%	0.6%
Annual dropout rate	0.0%	No Change	0.0%	0.0%
Teachers (n=17)				
Teachers with advanced degrees	50.0%	Down from 62.5%	58.8%	61.5%
Continuing contract teachers	75.0%	No Change	76.1%	77.2%
Teachers returning from previous year	75.9%	Down from 79.9%	84.6%	85.9%
Teacher attendance rate	94.1%	Down from 96.2%	94.7%	94.9%
Average teacher salary*	\$44,565	Up 0.0%	\$46,516	\$47,313
Classes not taught by highly qualified teachers	0.0%	Down from 3.8%	1.8%	2.0%
Professional development days/teacher	5.8 days	Down from 10.2 days	11.2 days	10.1 days
School				
Principal's years at school	0.5	Down from 4.0	6.0	4.0
Student-teacher ratio in core subjects	12.4 to 1	Down from 36.3 to 1	21.9 to 1	22.1 to 1
Prime instructional time	89.0%	Down from 89.9%	89.3%	89.6%
Opportunities in the arts	Excellent	No Change	Good	Good
SACS accreditation	Yes	No Change	Yes	Yes
Parents attending conferences	49.5%	Down from 59.0%	98.3%	99.0%
Character development program	Excellent	Up from Below Average	Good	Good
Dollars spent per pupil**	\$7,726	Down 3.0%	\$7,020	\$7,239
Percent of expenditures for instruction**	63.0%	Up from 59.1%	62.5%	63.0%
Percent of expenditures for teacher salaries**	61.0%	Up from 57.4%	59.5%	61.0%
ESEA composite index score	94.3	Down from 99.2	79.5	83.5

* Length of contract = 185+ days.

** Prior year audited financial data available.

EVALUATION RESULTS

	Teachers	Students*	Parents*
Number of surveys returned	7	45	17
Percent satisfied with learning environment	100%	77.8%	100%
Percent satisfied with social and physical environment	100%	86.9%	82.3%
Percent satisfied with school-home relations	83.4%	95.7%	76.5%

*Only students at the highest middle school grade level at this school and their parents were included.

REPORT OF PRINCIPAL AND SCHOOL IMPROVEMENT COUNCIL

The 2012-2013 school year at Marlboro County School of Discovery has proven to be another successful school year. Our school is a 2012-13 recipient of the Palmetto Silver Award for academic performance. This year, we achieved Adequate Yearly Progress (AYP) for the eleventh consecutive year. Our PASS scores continue to improve; and we attribute our success to the integration of the visual and performing arts and a rigorous core curriculum.

Marlboro School of Discovery continues to encourage creativity and excellence in academics and the arts. Four students were recognized as South Carolina Junior Scholars. We also had sixteen students participate in the 2013 Regional Science Fair. Six of those sixteen placed. Our Academic Challenge Team competed regionally at Francis Marion University and were awarded third place.

Our students are recognized beyond the school level for their talents and artistic abilities. In October, our Discovery Singers performed at the Fall for Marlboro Jubilee Festival. Performances were also held by our Discovery singers, dancers, and band at the Marlboro County Civic Center in the winter and spring. In addition, the Marlboro Arts Council held an exhibit in which one of our students was awarded first place in his age division. Beyond the district and community, one student auditioned and was accepted into the Governor's School for Performing Arts in Greenville, South Carolina. She is expected to attend this summer.

Our students are not the only ones excelling in the realm of education. We continue to instill the concept of lifelong learning in our faculty and staff. Our staff continued to grow professionally through the implementation of district-wide and school level professional development. The school district implemented early release days on the second and fourth Tuesdays of each month, providing opportunities for our teachers and support staff to increase their knowledge in various areas. Topics included Common Core State Standards, differentiated instruction, and active engagement. Also, professional learning communities were utilized to encourage continuous growth and collaboration among our teachers.

Our faculty and staff, parents, and community desire to help each student reach his highest potential. We are committed to maintaining our partnerships with our parents and community members, as well as upholding our beliefs in lifelong learning and academic excellence. At Marlboro County School of Discovery, knowledge is prey and we are the hunters.

Robert Carl Ransom, Principal
Selina Blue, SIC Chairperson

Comprehensive detail, including definitions of ratings, performance criteria, and explanations of status, is available on www.ed.sc.gov and www.eoc.sc.gov as well as school and school district websites.

Printed versions are available from school districts upon request.

Abbreviations Key

N/A Not Applicable N/AV Not Available N/C Not Collected N/R Not Reported I/S Insufficient Sample TBD To be determined

NI Newly Identified CSI Continuing School Improvement CA Corrective Action RP Plan to Restructure R Restructure DELAY School Improvement Status HOLD School Improvement Status