



SC Annual School Report Card Summary

McColl Elementary/Middle School
Marlboro County
Grades: PK-8 **Enrollment: 739**
Principal: Wm. Mack Norton, Jr.
Superintendent: Dr. Helena Tillar
Board Chair: Lucy Parsons

PERFORMANCE

Comprehensive detail, including definitions of ratings, performance criteria, and explanations of status, is available on www.ed.sc.gov and www.eoc.sc.gov as well as school and school district websites. Printed versions are available from school districts upon request.

| YEAR | ABSOLUTE RATING | GROWTH RATING | PALMETTO GOLD AND SILVER AWARD | | ESEA/FEDERAL ACCOUNTABILITY RATING SYSTEM | |
|------|-----------------|---------------|--------------------------------|-----------------|---|--------------------------|
| | | | General Performance | Closing the Gap | ESEA Grade | Accountability Indicator |
| 2013 | Below Average | Excellent | TBD | TBD | F | N/A |
| 2012 | Below Average | Average | N/A | N/A | F | N/A |
| 2011 | Below Average | Average | N/A | N/A | Not Met | N/A |

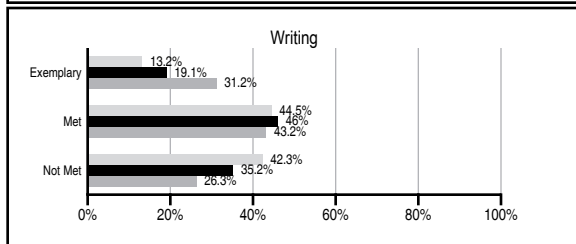
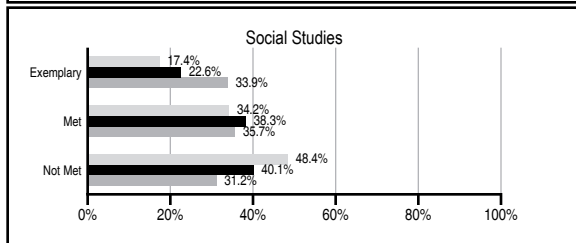
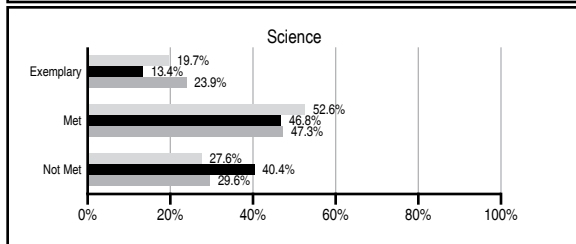
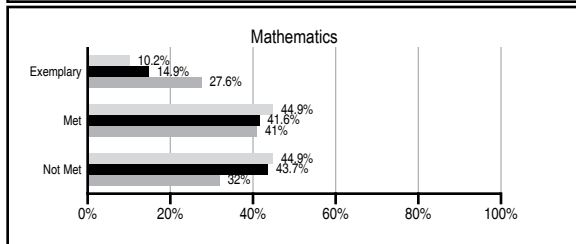
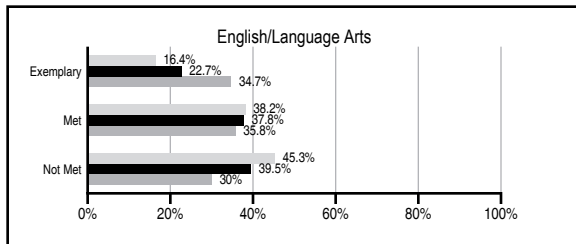
ABSOLUTE RATINGS OF MIDDLE SCHOOLS WITH STUDENTS LIKE OURS*

| EXCELLENT | GOOD | AVERAGE | BELOW AVERAGE | AT-RISK |
|-----------|------|---------|---------------|---------|
| 0 | 1 | 39 | 17 | 5 |

* Ratings are calculated with data available by 01/15/2014. Schools with Students Like Ours are Middle Schools with Poverty Indices of no more than 5% above or below the index for this school.

PASS PERFORMANCE

Our School
 Middle Schools with Students Like Ours
 Middle schools statewide



NAEP PERFORMANCE*

* Performance reported for SC and nation, data not available at school level. Percentages at NAEP Achievement Levels.



END OF COURSE TESTS - 2013

| % of students scoring 70 or above on: | Our Middle School | Middle Schools with Students Like Ours |
|---------------------------------------|-------------------|--|
| Algebra 1/Math for the Technologies 2 | 100.0 | 93.6 |
| English 1 | 96.4 | 88.5 |
| Physical Science | N/A | N/A |
| US History and the Constitution | N/A | N/A |
| All Subjects | 97.6 | 94.0 |

SC PERFORMANCE VISION

By 2020 all students will graduate with the knowledge and skills necessary to compete successfully in the global economy, participate in a democratic society and contribute positively as members of families and communities.

Abbreviations Key

N/A Not Applicable N/AV Not Available N/C Not Collected N/R Not Reported I/S Insufficient Sample TBD To be determined

McColl Elementary/Middle School [Marlboro County]

SCHOOL PROFILE

| | Our School | Change from Last Year | Middle Schools with Students Like Ours | Median Middle School |
|--|------------|-----------------------|--|----------------------|
| Students (n=739) | | | | |
| Students enrolled in high school credit courses (grades 7 & 8) | 17.2% | Up from 14.3% | 16.2% | 24.6% |
| Retention rate | 3.0% | Up from 1.0% | 0.8% | 0.6% |
| Attendance rate | 95.3% | Down from 95.6% | 95.5% | 95.9% |
| Served by gifted and talented program | 12.2% | N/A | 11.5% | 18.5% |
| With disabilities | 17.0% | N/A | 15.0% | 13.0% |
| Older than usual for grade | 3.1% | N/A | 6.5% | 4.8% |
| Out-of-school suspensions or expulsions for violent and/or criminal offenses | 0.3% | Up from 0.0% | 0.6% | 0.6% |
| Annual dropout rate | 0.0% | No Change | 0.0% | 0.0% |
| Teachers (n=49) | | | | |
| Teachers with advanced degrees | 67.3% | Down from 72.0% | 60.8% | 61.5% |
| Continuing contract teachers | 91.8% | Up from 88.0% | 71.1% | 77.2% |
| Teachers returning from previous year | 87.9% | Down from 90.2% | 82.6% | 85.9% |
| Teacher attendance rate | 93.3% | Up from 92.3% | 94.7% | 94.9% |
| Average teacher salary* | \$46,002 | Down 0.3% | \$45,420 | \$47,313 |
| Classes not taught by highly qualified teachers | 4.1% | Up from 2.7% | 1.9% | 2.0% |
| Professional development days/teacher | 12.7 days | Up from 6.3 days | 10.4 days | 10.1 days |
| School | | | | |
| Principal's years at school | 14.0 | Up from 13.0 | 3.0 | 4.0 |
| Student-teacher ratio in core subjects | 20.0 to 1 | Down from 23.8 to 1 | 20.5 to 1 | 22.1 to 1 |
| Prime instructional time | 87.0% | Down from 87.2% | 89.1% | 89.6% |
| Opportunities in the arts | Good | No Change | Good | Good |
| SACS accreditation | Yes | No Change | Yes | Yes |
| Parents attending conferences | 91.5% | Up from 84.8% | 99.2% | 99.0% |
| Character development program | Good | No Change | Good | Good |
| Dollars spent per pupil** | \$6,063 | Down 0.6% | \$8,337 | \$7,239 |
| Percent of expenditures for instruction** | 72.0% | Up from 69.0% | 62.0% | 63.0% |
| Percent of expenditures for teacher salaries** | 68.0% | Up from 66.7% | 57.0% | 61.0% |
| ESEA composite index score | 55.8 | Down from 56.2 | 63.9 | 83.5 |

* Length of contract = 185+ days.

** Prior year audited financial data available.

EVALUATION RESULTS

| | Teachers | Students* | Parents* |
|--|----------|-----------|----------|
| Number of surveys returned | 50 | 38 | 36 |
| Percent satisfied with learning environment | 96% | 65.8% | 75% |
| Percent satisfied with social and physical environment | 96% | 76.3% | 80.5% |
| Percent satisfied with school-home relations | 94.1% | 73.6% | 74.3% |

*Only students at the highest middle school grade level at this school and their parents were included.

REPORT OF PRINCIPAL AND SCHOOL IMPROVEMENT COUNCIL

The mission of McColl Elementary/Middle School is to educate and enable all students to achieve their highest potential. Our vision is to partner with families, businesses, and communities to develop the next generation of responsible citizens, lifelong learners, and global leaders. We are guided by seven beliefs: 1. All children can learn given opportunities that maximize their learning potential. 2. All students, parents, and staff will treat each other with respect. 3. Continuous, high-quality professional development is essential to teaching and learning. 4. A rigorous curriculum is vital to effectively develop students with critical thinking, problem solving, and real word skills. 5. A safe and orderly environment will provide diverse learning opportunities for all students. 6. A highly skilled and dedicated staff will produce responsible citizens and life-long learners. 7. All stake holders are important for the success of all students.

McColl School serves through an extended school year calendar, approximately 784 students in grades Pre-K through eight, with a certified staff of 56 and 31 support personnel. Instruction is the focus of McColl School. Through a data driven program, emphasis on a core curriculum, best practices, interventions, 21st century technology, and engaged students, everyone has the opportunity to succeed.

New practices include implementation of early release days for teacher professional development, Common Core State Standards in grades K-2, and Making Middle Grades Work in grades 6-8. The reading intervention program has been expanded for grades 5-8 with implementation of the READ 180 program. Summer remediation and enrichment programs are being offered to all students at no cost.

Student involvement is a priority at our school. Students were recognized this year in several areas of academic performance. One student was recognized as the district winner and runner-up in the district spelling bee. Two students were identified as participants in the Duke University Talented Identification Program. Two students were recognized as Junior Scholars and four students had perfect scores in an area of the State Testing Program (PASS). A club schedule was created that allowed students in grades 5-8 opportunities for enrichment.

A strong Parent Involvement Program provides support for the community and the school. It is our goal to make parents feel welcome and to receive training to help their children succeed.

McColl School received accreditation by AdvancEd. We continue to meet State Department instructional standards and receive a rating of "all clear" for 2012-13.

Macky Norton, Principal
Santee Westbay, School Improvement Council, Chair

Comprehensive detail, including definitions of ratings, performance criteria, and explanations of status, is available on www.ed.sc.gov and www.eoc.sc.gov as well as school and school district websites.

Printed versions are available from school districts upon request.

Abbreviations Key

N/A Not Applicable N/AV Not Available N/C Not Collected N/R Not Reported I/S Insufficient Sample TBD To be determined
NI Newly Identified CSI Continuing School Improvement CA Corrective Action RP Plan to Restructure R Restructure DELAY School Improvement Status HOLD School Improvement Status