

# SC Annual School Report Card Summary

Palmetto Middle School  
 Marion County  
 Grades: 6-8 Enrollment: 398  
 Principal: Coleman D. Barbour  
 Superintendent: Dr. Dan Strickland  
 Board Chair: Dr. Shawn Johnson

## PERFORMANCE

Comprehensive detail, including definitions of ratings, performance criteria, and explanations of status, is available on [www.ed.sc.gov](http://www.ed.sc.gov) and [www.eoc.sc.gov](http://www.eoc.sc.gov) as well as school and school district websites. Printed versions are available from school districts upon request.

YEAR	ABSOLUTE RATING	GROWTH RATING	PALMETTO GOLD AND SILVER AWARD		ESEA/FEDERAL ACCOUNTABILITY RATING SYSTEM	
			General Performance	Closing the Gap	ESEA Grade	Accountability Indicator
2013	Below Average	Average	TBD	TBD	F	N/A
2012	Below Average	Average	N/A	N/A	N/A	N/A
2011	At-Risk	Below Average	N/A	N/A	Not Met	NI

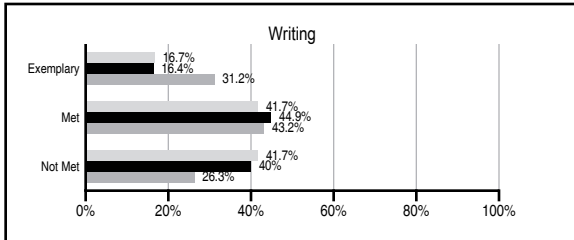
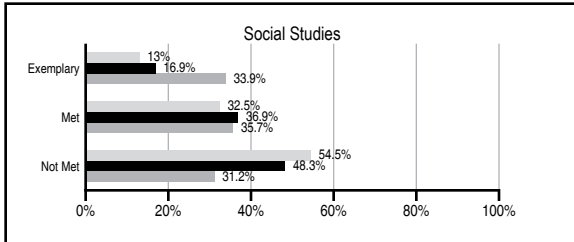
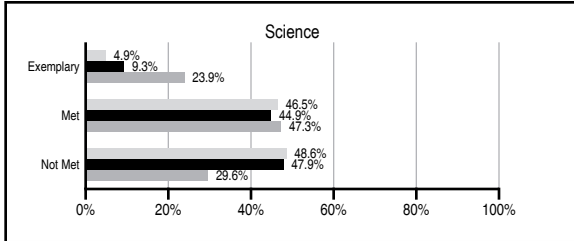
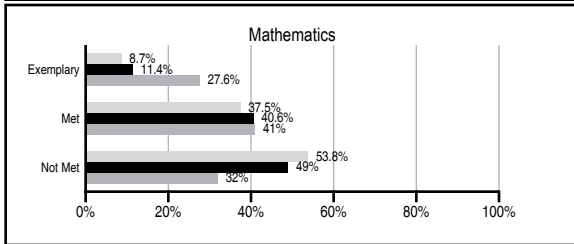
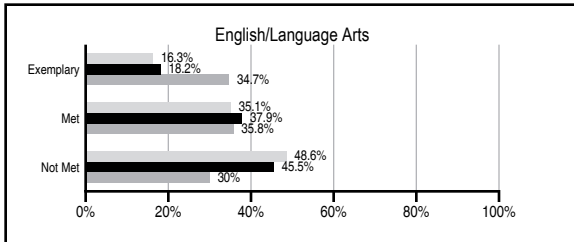
## ABSOLUTE RATINGS OF MIDDLE SCHOOLS WITH STUDENTS LIKE OURS\*

EXCELLENT	GOOD	AVERAGE	BELOW AVERAGE	AT-RISK
0	0	24	22	15

\* Ratings are calculated with data available by 01/15/2014. Schools with Students Like Ours are Middle Schools with Poverty Indices of no more than 5% above or below the index for this school.

## PASS PERFORMANCE

Our School Middle Schools with Students Like Ours Middle schools statewide



## NAEP PERFORMANCE\*

\* Performance reported for SC and nation, data not available at school level. Percentages at NAEP Achievement Levels.



## END OF COURSE TESTS - 2013

% of students scoring 70 or above on:	Our Middle School	Middle Schools with Students Like Ours
Algebra 1/Math for the Technologies 2	87.5	88.0
English 1	N/A	85.3
Physical Science	N/A	N/A
US History and the Constitution	N/A	N/A
All Subjects	87.5	88.5

## SC PERFORMANCE VISION

By 2020 all students will graduate with the knowledge and skills necessary to compete successfully in the global economy, participate in a democratic society and contribute positively as members of families and communities.

### Abbreviations Key

N/A Not Applicable N/AV Not Available N/C Not Collected N/R Not Reported I/S Insufficient Sample TBD To be determined

# Palmetto Middle School [Marion County]

## SCHOOL PROFILE

	Our School	Change from Last Year	Middle Schools with Students Like Ours	Median Middle School
<b>Students (n=398)</b>				
Students enrolled in high school credit courses (grades 7 & 8)	0.0%	Down from 17.2%	14.3%	24.6%
Retention rate	0.0%	No Change	1.1%	0.6%
Attendance rate	94.7%	Up from 94.5%	95.5%	95.9%
Served by gifted and talented program	16.2%	N/A	7.0%	18.5%
With disabilities	19.3%	N/A	16.0%	13.0%
Older than usual for grade	6.2%	N/A	7.7%	4.8%
Out-of-school suspensions or expulsions for violent and/or criminal offenses	1.3%	Up from 0.0%	0.5%	0.6%
Annual dropout rate	0.0%	No Change	0.0%	0.0%
<b>Teachers (n=27)</b>				
Teachers with advanced degrees	74.1%	Up from 53.8%	59.6%	61.5%
Continuing contract teachers	44.4%	Down from 61.5%	66.8%	77.2%
Teachers returning from previous year	70.5%	Down from 79.9%	78.0%	85.9%
Teacher attendance rate	96.0%	N/R	95.2%	94.9%
Average teacher salary*	\$40,419	Up 1.8%	\$44,380	\$47,313
Classes not taught by highly qualified teachers	5.5%	Up from 5.0%	2.4%	2.0%
Professional development days/teacher	5.8 days	Down from 47.5 days	9.3 days	10.1 days
<b>School</b>				
Principal's years at school	6.0	Up from 5.0	3.0	4.0
Student-teacher ratio in core subjects	22.5 to 1	N/R	18.5 to 1	22.1 to 1
Prime instructional time	90.3%	N/R	89.4%	89.6%
Opportunities in the arts	Good	No Change	Good	Good
SACS accreditation	Yes	No Change	Yes	Yes
Parents attending conferences	100.0%	Up from 85.3%	98.5%	99.0%
Character development program	Excellent	Up from Good	Excellent	Good
Dollars spent per pupil**	\$6,376	Down 1.7%	\$9,665	\$7,239
Percent of expenditures for instruction**	62.0%	Up from 60.8%	60.0%	63.0%
Percent of expenditures for teacher salaries**	60.0%	Up from 58.8%	54.0%	61.0%
ESEA composite index score	47.5	Down from 58.1	58.4	83.5

\* Length of contract = 185+ days.

\*\* Prior year audited financial data available.

## REPORT OF PRINCIPAL AND SCHOOL IMPROVEMENT COUNCIL

The School Improvement Council at Palmetto Middle School was very active in reviewing, discussing, and making recommendations to the school administration on the academic data each month. The desire of the SIC, school faculty and the administration was to move forward on the Palmetto Assessment of State Standards (PASS) at a minimum of one absolute rating and at least one improvement rating this year. Each student would need to earn met or above on the test as well as make grade level positive progress without regression. The faculty and staff took this effort as their task for the year. Based on preliminary data such as MAP scores, district benchmarks, pupil academic reports and attendance we believe this year's academic results may be exciting to the SIC, faculty and the school community.

We were impressed with the academic work effort from our students this year. They wanted to use their teaching and learning to improve their individual performance on the state test and other standardized tests. Even though there are no life guarantees of academic results, based on diagnostic data, we believe students improved in their academic achievement this year. However, the real results are based on this year's 2013 PASS results.

Coleman D. Barbour  
Principal

Tawashia Mullins  
SIC President

## EVALUATION RESULTS

	Teachers	Students*	Parents*
Number of surveys returned	24	101	68
Percent satisfied with learning environment	62.5%	59.4%	70.5%
Percent satisfied with social and physical environment	69.5%	74%	74.6%
Percent satisfied with school-home relations	65.2%	83.7%	76.1%

\*Only students at the highest middle school grade level at this school and their parents were included.

Comprehensive detail, including definitions of ratings, performance criteria, and explanations of status, is available on [www.ed.sc.gov](http://www.ed.sc.gov) and [www.eoc.sc.gov](http://www.eoc.sc.gov) as well as school and school district websites.

Printed versions are available from school districts upon request.

### Abbreviations Key

N/A Not Applicable N/AV Not Available N/C Not Collected N/R Not Reported I/S Insufficient Sample TBD To be determined

NI Newly Identified CSI Continuing School Improvement CA Corrective Action RP Plan to Restructure R Restructure DELAY School Improvement Status HOLD School Improvement Status