



# SC Annual School Report Card Summary

Chapin Middle  
 Lexington 5  
 Grades: 6-8 Enrollment: 1,117  
 Principal: Anna M. Miller  
 Superintendent: Stephen W. Hefner, Ed.D.  
 Board Chair: Robert Gantt

## PERFORMANCE

Comprehensive detail, including definitions of ratings, performance criteria, and explanations of status, is available on [www.ed.sc.gov](http://www.ed.sc.gov) and [www.eoc.sc.gov](http://www.eoc.sc.gov) as well as school and school district websites. Printed versions are available from school districts upon request.

YEAR	ABSOLUTE RATING	GROWTH RATING	PALMETTO GOLD AND SILVER AWARD		ESEA/FEDERAL ACCOUNTABILITY RATING SYSTEM	
			General Performance	Closing the Gap	ESEA Grade	Accountability Indicator
2013	Excellent	Excellent	TBD	TBD	A	N/A
2012	Excellent	Excellent	Gold	Gold	A	N/A
2011	Excellent	Excellent	Gold	Silver	Not Met	N/A

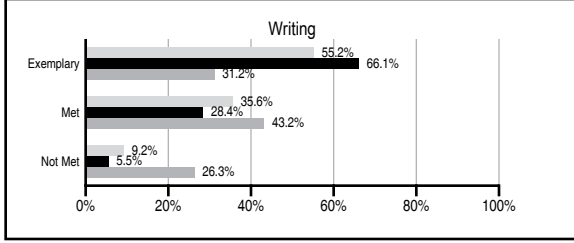
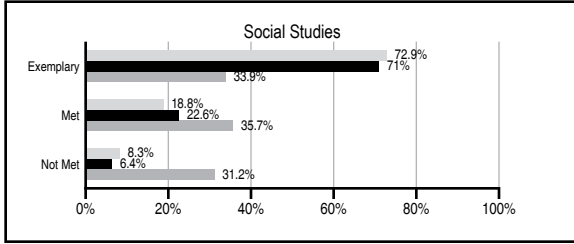
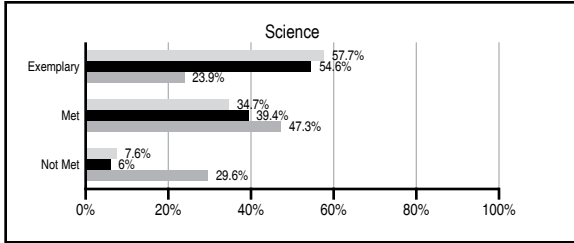
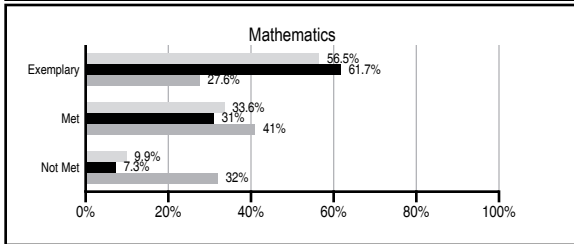
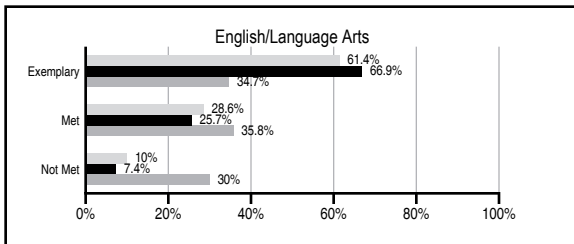
## ABSOLUTE RATINGS OF MIDDLE SCHOOLS WITH STUDENTS LIKE OURS\*

EXCELLENT	GOOD	AVERAGE	BELOW AVERAGE	AT-RISK
7	0	0	0	0

\* Ratings are calculated with data available by 01/15/2014. Schools with Students Like Ours are Middle Schools with Poverty Indices of no more than 5% above or below the index for this school.

## PASS PERFORMANCE

Our School Middle Schools with Students Like Ours Middle schools statewide



## NAEP PERFORMANCE\*

\* Performance reported for SC and nation, data not available at school level. Percentages at NAEP Achievement Levels.



## END OF COURSE TESTS - 2013

% of students scoring 70 or above on:	Our Middle School	Middle Schools with Students Like Ours
Algebra 1/Math for the Technologies 2	100.0	99.7
English 1	100.0	100.0
Physical Science	N/A	N/A
US History and the Constitution	N/A	N/A
All Subjects	100.0	99.9

## SC PERFORMANCE VISION

By 2020 all students will graduate with the knowledge and skills necessary to compete successfully in the global economy, participate in a democratic society and contribute positively as members of families and communities.

### Abbreviations Key

N/A Not Applicable N/AV Not Available N/C Not Collected N/R Not Reported I/S Insufficient Sample TBD To be determined

# Chapin Middle [Lexington 5]

## SCHOOL PROFILE

	Our School	Change from Last Year	Middle Schools with Students Like Ours	Median Middle School
<b>Students (n=1,117)</b>				
Students enrolled in high school credit courses (grades 7 & 8)	83.4%	Up from 81.5%	44.7%	24.6%
Retention rate	0.1%	No Change	0.2%	0.6%
Attendance rate	97.1%	Down from 97.3%	96.8%	95.9%
Served by gifted and talented program	49.9%	N/A	45.2%	18.5%
With disabilities	9.7%	N/A	6.8%	13.0%
Older than usual for grade	0.5%	N/A	0.8%	4.8%
Out-of-school suspensions or expulsions for violent and/or criminal offenses	0.4%	No Change	0.4%	0.6%
Annual dropout rate	0.0%	No Change	0.0%	0.0%
<b>Teachers (n=77)</b>				
Teachers with advanced degrees	72.7%	Down from 78.6%	63.2%	61.5%
Continuing contract teachers	88.3%	Down from 94.3%	84.8%	77.2%
Teachers returning from previous year	90.1%	Down from 92.1%	90.1%	85.9%
Teacher attendance rate	95.0%	Up from 93.5%	94.6%	94.9%
Average teacher salary*	\$51,953	Down 0.9%	\$48,854	\$47,313
Classes not taught by highly qualified teachers	2.1%	Up from 0.4%	4.2%	2.0%
Professional development days/teacher	10.8 days	Down from 10.9 days	10.1 days	10.1 days
<b>School</b>				
Principal's years at school	1.0	Down from 2.0	2.0	4.0
Student-teacher ratio in core subjects	21.5 to 1	Down from 23.0 to 1	26.0 to 1	22.1 to 1
Prime instructional time	91.5%	Up from 90.0%	89.2%	89.6%
Opportunities in the arts	Excellent	No Change	Excellent	Good
SACS accreditation	Yes	No Change	Yes	Yes
Parents attending conferences	99.9%	Down from 100.0%	99.7%	99.0%
Character development program	Excellent	No Change	Excellent	Good
Dollars spent per pupil**	\$7,305	Down 2.3%	\$6,188	\$7,239
Percent of expenditures for instruction**	64.0%	Down from 64.6%	65.0%	63.0%
Percent of expenditures for teacher salaries**	63.0%	Down from 63.8%	63.0%	61.0%
ESEA composite index score	90.3	Down from 95.9	94.8	83.5

\* Length of contract = 185+ days.

\*\* Prior year audited financial data available.

## EVALUATION RESULTS

	Teachers	Students*	Parents*
Number of surveys returned	58	371	163
Percent satisfied with learning environment	98.3%	84.4%	92.1%
Percent satisfied with social and physical environment	100%	86.2%	93.3%
Percent satisfied with school-home relations	100%	88.3%	88.4%

\*Only students at the highest middle school grade level at this school and their parents were included.

## REPORT OF PRINCIPAL AND SCHOOL IMPROVEMENT COUNCIL

The mission of Chapin Middle School, where community and school unite for excellence, is to ensure that each of our 1100 students is prepared to succeed in a changing world by providing a multi-faceted curriculum that develops intellectual and social growth, nurtures a strong self-identity, celebrates diversity and fosters responsible citizens. We recently received an Excellent rating on the state report card and a rate of "A" on the state's federal accountability ranking.

We are focused on helping all students work at a higher level of academic achievement. It is essential for us to create the very best learning environment possible which includes the areas of exploratory and fine arts. We enjoy watching our students grow as musicians, artists, athletes, authors and actors after participating in the award winning programs offered at CMS.

The CMS band won the SC Band Directors Association's Top Award, the Outstanding Performance Award.

The Chapin Middle School Technology Student Association won 3rd in four categories, 2nd in two categories, and 1st in two categories at the Technology Student Association state competition.

Our students demonstrated their commitment to community and to making a difference. They participated in the Rhoad Cup Soccer Tournament to end Duchenne Muscular Dystrophy, and they raised \$2,800 for the Juvenile Diabetes Research Foundation.

One of our 8th Grade Social Studies Teachers was selected to participate in the Richard W. Riley Summer Institute for Teachers of Government.

Our parents participate in school activities by chaperoning school events and volunteering with school projects. CMS had more than 50 parents share about their life experience on Career Day. Parents and community members also serve on our SIC and PTO. Their support helps to ensure the implementation of our mission of community and school uniting for excellence.

Chapin Middle School will continue to grow academically and implement new courses as we prepare for the coming school year, and we are very proud to continue to offer the kind of quality educational programs that Chapin students deserve. We will celebrate successes in our work and the achievements of our students. Thank you for your continued support of CMS staff, students, parents and the community.

Anna M. Miller  
Principal

Michelle Estridge  
SIC Chairperson

Comprehensive detail, including definitions of ratings, performance criteria, and explanations of status, is available on [www.ed.sc.gov](http://www.ed.sc.gov) and [www.eoc.sc.gov](http://www.eoc.sc.gov) as well as school and school district websites.

Printed versions are available from school districts upon request.

### Abbreviations Key

N/A Not Applicable N/AV Not Available N/C Not Collected N/R Not Reported I/S Insufficient Sample TBD To be determined  
NI Newly Identified CSI Continuing School Improvement CA Corrective Action RP Plan to Restructure R Restructure DELAY School Improvement Status HOLD School Improvement Status