



SC Annual School Report Card Summary

CrossRoads Middle
Lexington 5
Grades: 6 Enrollment: 948
Principal: Jess Hutchinson
Superintendent: Stephen W. Hefner, Ed.D.
Board Chair: Robert Gantt

PERFORMANCE

Comprehensive detail, including definitions of ratings, performance criteria, and explanations of status, is available on www.ed.sc.gov and www.eoc.sc.gov as well as school and school district websites. Printed versions are available from school districts upon request.

YEAR	ABSOLUTE RATING	GROWTH RATING	PALMETTO GOLD AND SILVER AWARD		ESEA/FEDERAL ACCOUNTABILITY RATING SYSTEM	
			General Performance	Closing the Gap	ESEA Grade	Accountability Indicator
2013	Excellent	Excellent	TBD	TBD	A	N/A
2012	Excellent	Excellent	Gold	N/A	A	N/A
2011	Excellent	Excellent	Gold	Silver	Not Met	N/A

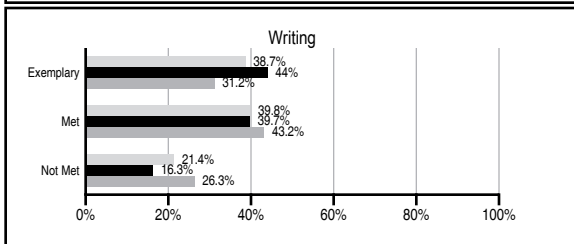
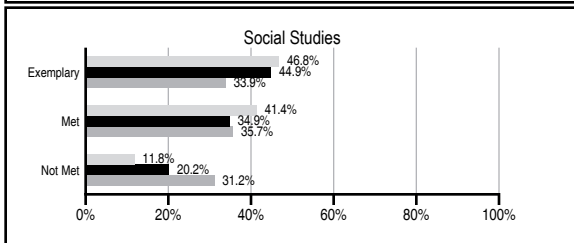
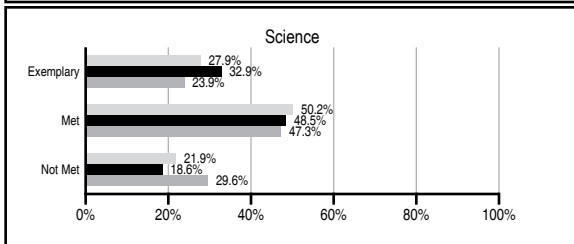
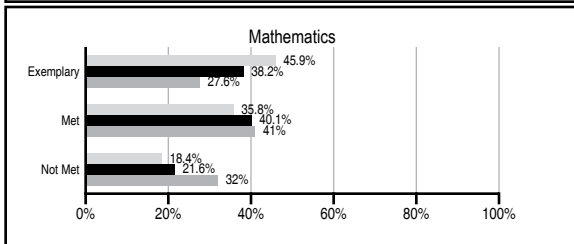
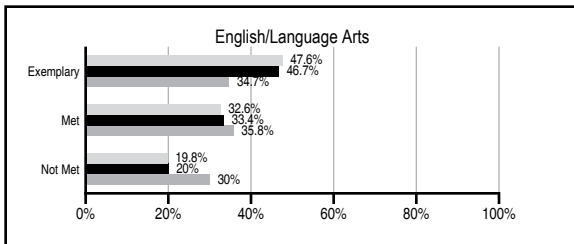
ABSOLUTE RATINGS OF MIDDLE SCHOOLS WITH STUDENTS LIKE OURS*

EXCELLENT	GOOD	AVERAGE	BELOW AVERAGE	AT-RISK
17	7	5	0	0

*Ratings are calculated with data available by 01/15/2014. Schools with Students Like Ours are Middle Schools with Poverty Indices of no more than 5% above or below the index for this school.

PASS PERFORMANCE

Our School
 Middle Schools with Students Like Ours
 Middle schools statewide



NAEP PERFORMANCE*

* Performance reported for SC and nation, data not available at school level. Percentages at NAEP Achievement Levels.



END OF COURSE TESTS - 2013

% of students scoring 70 or above on:	Our Middle School	Middle Schools with Students Like Ours
Algebra 1/Math for the Technologies 2	N/A	95.5
English 1	N/A	96.0
Physical Science	N/A	N/A
US History and the Constitution	N/A	N/A
All Subjects	N/A	96.1

SC PERFORMANCE VISION

By 2020 all students will graduate with the knowledge and skills necessary to compete successfully in the global economy, participate in a democratic society and contribute positively as members of families and communities.

Abbreviations Key

N/A Not Applicable N/AV Not Available N/C Not Collected N/R Not Reported I/S Insufficient Sample TBD To be determined

CrossRoads Middle [Lexington 5]

SCHOOL PROFILE

	Our School	Change from Last Year	Middle Schools with Students Like Ours	Median Middle School
Students (n=948)				
Students enrolled in high school credit courses (grades 7 & 8)	N/R	N/R	39.8%	24.6%
Retention rate	0.2%	Down from 0.3%	0.3%	0.6%
Attendance rate	96.9%	Down from 97.2%	96.6%	95.9%
Served by gifted and talented program	31.0%	N/A	28.0%	18.5%
With disabilities	12.1%	N/A	11.2%	13.0%
Older than usual for grade	1.5%	N/A	2.7%	4.8%
Out-of-school suspensions or expulsions for violent and/or criminal offenses	0.3%	Up from 0.0%	0.6%	0.6%
Annual dropout rate	N/A	N/A	0.0%	0.0%
Teachers (n=68)				
Teachers with advanced degrees	67.6%	Down from 71.4%	66.2%	61.5%
Continuing contract teachers	88.2%	Down from 93.7%	80.0%	77.2%
Teachers returning from previous year	93.4%	Up from 92.2%	89.6%	85.9%
Teacher attendance rate	94.5%	Down from 95.2%	94.5%	94.9%
Average teacher salary*	\$53,774	Down 1.1%	\$49,966	\$47,313
Classes not taught by highly qualified teachers	4.1%	Up from 0.7%	2.5%	2.0%
Professional development days/teacher	13.9 days	Up from 13.5 days	9.7 days	10.1 days
School				
Principal's years at school	4.0	Up from 3.0	4.0	4.0
Student-teacher ratio in core subjects	20.5 to 1	Down from 21.1 to 1	24.2 to 1	22.1 to 1
Prime instructional time	90.7%	Down from 91.7%	90.4%	89.6%
Opportunities in the arts	Good	No Change	Excellent	Good
SACS accreditation	Yes	No Change	Yes	Yes
Parents attending conferences	98.4%	Down from 99.5%	98.3%	99.0%
Character development program	Excellent	No Change	Good	Good
Dollars spent per pupil**	\$8,319	Down 7.1%	\$6,962	\$7,239
Percent of expenditures for instruction**	62.0%	Down from 63.7%	65.0%	63.0%
Percent of expenditures for teacher salaries**	61.0%	Down from 63.0%	62.0%	61.0%
ESEA composite index score	91.7	Down from 94.2	86.5	83.5

* Length of contract = 185+ days.

** Prior year audited financial data available.

EVALUATION RESULTS

	Teachers	Students*	Parents*
Number of surveys returned	72	855	263
Percent satisfied with learning environment	98.6%	80.1%	86.3%
Percent satisfied with social and physical environment	100%	80.4%	81.7%
Percent satisfied with school-home relations	98.6%	85%	87.6%

*Only students at the highest middle school grade level at this school and their parents were included.

REPORT OF PRINCIPAL AND SCHOOL IMPROVEMENT COUNCIL

The mission statement of CrossRoads Middle School (CRMS) describes our school as a place where "children are cherished and challenged" during a true crossroads in their lives. We take our mission statement to heart in everything that we do. It guides our decisions, and we work to be faithful to it in all our actions. CrossRoads considers itself and the community it serves to be a close-knit family working together to provide the best educational possibilities for all students. We believe it is important to recognize our diverse population, and we work to create a friendly, welcoming atmosphere for everyone.

We are indeed proud of our accomplished students and staff members. In 2012-13, almost 400 students were initiated into the National Junior Beta Club. Our students' excellent performance on the 2012 spring administration of PASS earned CRMS the Palmetto Gold Award. CRMS also received a grade of 'A' on the Federal ESEA Waiver Rating system.

Last year, more than 800 students were involved in single-gender classes for the four core content areas. This initiative has been very successful for our students. Teachers and parents report that students have been more focused, tried new challenges, and achieved better grades than in previous school years. Students report that they feel more confident in the core content classes. In a comparison of CRMS' students to a national sample, MAP results indicate that students in single-gender classes at CrossRoads for the 2012-13 school year exceeded the performance of their counterparts in primarily mixed-gender classes.

One more teacher was designated as National Board Certified, bringing the total number of teachers at CRMS meeting this certification to 26. Our exceptionally well-qualified and dedicated teachers worked to provide students with an academic toolbox to prepare them for the secondary experience. Teachers aligned instruction with state standards through curriculum mapping, planned lessons using the DesCartes Learning Continuum to address specific RIT-band skills, and expanded its use of formative assessment to make informed instructional decisions. In addition, teachers are shifting our instructional focus to align with Common Core State Standards.

School and team newsletters, e-mail, Twitter, and a frequently updated website connected our school and kept our parents informed. Parent Portal, a web-based program, allowed parents to view their child's attendance, discipline records, and grades.

CrossRoads takes pride in its enthusiastic commitment to make sixth grade unforgettable for all of our students. We encourage your participation in the activities of our school and appreciate your continued support as we work to provide the best in educational opportunities.

Michael Cates, SIC Chairperson
Jess Hutchinson, Principal

Comprehensive detail, including definitions of ratings, performance criteria, and explanations of status, is available on www.ed.sc.gov and www.eoc.sc.gov as well as school and school district websites.

Printed versions are available from school districts upon request.

Abbreviations Key

N/A Not Applicable N/AV Not Available N/C Not Collected N/R Not Reported I/S Insufficient Sample TBD To be determined

NI Newly Identified CSI Continuing School Improvement CA Corrective Action RP Plan to Restructure R Restructure DELAY School Improvement Status HOLD School Improvement Status