



SC Annual School Report Card Summary

Irmo Middle
 Lexington 5
 Grades: 6-8 Enrollment: 907
 Principal: Robert S. Jackson
 Superintendent: Stephen W. Hefner, Ed.D.
 Board Chair: Robert Gantt

PERFORMANCE

Comprehensive detail, including definitions of ratings, performance criteria, and explanations of status, is available on www.ed.sc.gov and www.eoc.sc.gov as well as school and school district websites. Printed versions are available from school districts upon request.

YEAR	ABSOLUTE RATING	GROWTH RATING	PALMETTO GOLD AND SILVER AWARD		ESEA/FEDERAL ACCOUNTABILITY RATING SYSTEM	
			General Performance	Closing the Gap	ESEA Grade	Accountability Indicator
2013	Excellent	Excellent	TBD	TBD	A	N/A
2012	Excellent	Excellent	Gold	N/A	A	N/A
2011	Excellent	Excellent	Gold	N/A	Not Met	N/A

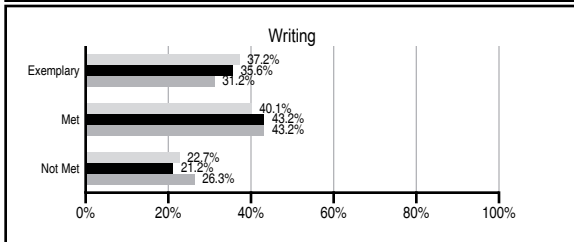
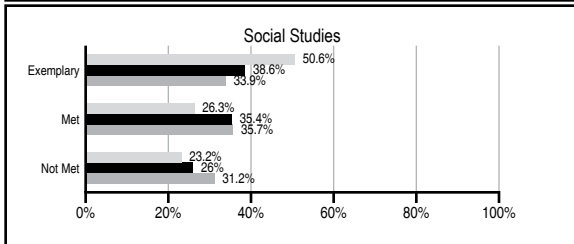
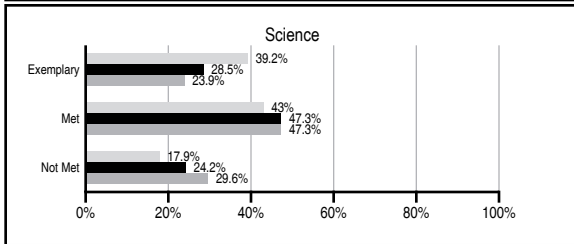
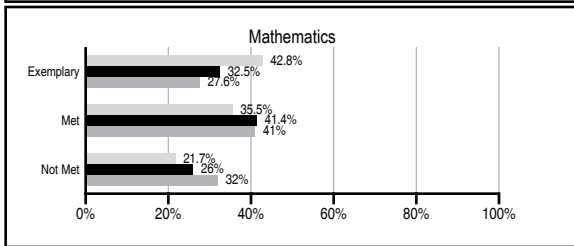
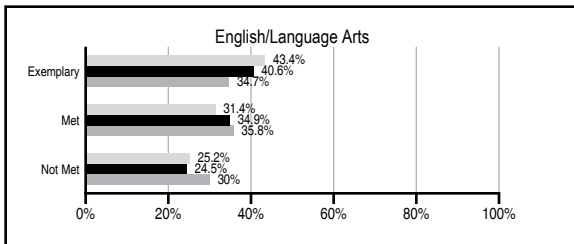
ABSOLUTE RATINGS OF MIDDLE SCHOOLS WITH STUDENTS LIKE OURS*

EXCELLENT	GOOD	AVERAGE	BELOW AVERAGE	AT-RISK
10	21	17	1	0

* Ratings are calculated with data available by 01/15/2014. Schools with Students Like Ours are Middle Schools with Poverty Indices of no more than 5% above or below the index for this school.

PASS PERFORMANCE

Our School Middle Schools with Students Like Ours Middle schools statewide



NAEP PERFORMANCE*

* Performance reported for SC and nation, data not available at school level. Percentages at NAEP Achievement Levels.



END OF COURSE TESTS - 2013

% of students scoring 70 or above on:	Our Middle School	Middle Schools with Students Like Ours
Algebra 1/Math for the Technologies 2	98.5	97.3
English 1	98.3	94.0
Physical Science	N/A	N/A
US History and the Constitution	N/A	0
All Subjects	98.4	96.8

SC PERFORMANCE VISION

By 2020 all students will graduate with the knowledge and skills necessary to compete successfully in the global economy, participate in a democratic society and contribute positively as members of families and communities.

Abbreviations Key

N/A Not Applicable N/AV Not Available N/C Not Collected N/R Not Reported I/S Insufficient Sample TBD To be determined

Irmo Middle [Lexington 5]

SCHOOL PROFILE

	Our School	Change from Last Year	Middle Schools with Students Like Ours	Median Middle School
Students (n=907)				
Students enrolled in high school credit courses (grades 7 & 8)	58.1%	Down from 67.6%	26.9%	24.6%
Retention rate	0.8%	Down from 1.8%	0.5%	0.6%
Attendance rate	96.3%	Down from 96.5%	96.1%	95.9%
Served by gifted and talented program	32.8%	N/A	22.4%	18.5%
With disabilities	17.8%	N/A	11.3%	13.0%
Older than usual for grade	3.0%	N/A	4.2%	4.8%
Out-of-school suspensions or expulsions for violent and/or criminal offenses	4.0%	Down from 4.3%	0.8%	0.6%
Annual dropout rate	0.0%	No Change	0.0%	0.0%
Teachers (n=64)				
Teachers with advanced degrees	84.4%	Up from 78.7%	62.9%	61.5%
Continuing contract teachers	93.8%	Up from 90.2%	79.9%	77.2%
Teachers returning from previous year	88.4%	No Change	88.4%	85.9%
Teacher attendance rate	93.7%	Down from 95.5%	94.5%	94.9%
Average teacher salary*	\$52,833	Up 2.4%	\$47,602	\$47,313
Classes not taught by highly qualified teachers	3.9%	Up from 0.4%	0.0%	2.0%
Professional development days/teacher	11.6 days	Up from 11.0 days	11.4 days	10.1 days
School				
Principal's years at school	1.0	Down from 13.0	3.5	4.0
Student-teacher ratio in core subjects	22.0 to 1	Down from 24.6 to 1	22.6 to 1	22.1 to 1
Prime instructional time	88.9%	Down from 91.3%	89.7%	89.6%
Opportunities in the arts	Excellent	No Change	Good	Good
SACS accreditation	Yes	No Change	Yes	Yes
Parents attending conferences	100.0%	No Change	99.0%	99.0%
Character development program	Excellent	No Change	Excellent	Good
Dollars spent per pupil**	\$8,975	Down 3.1%	\$6,869	\$7,239
Percent of expenditures for instruction**	62.0%	Down from 63.1%	64.0%	63.0%
Percent of expenditures for teacher salaries**	61.0%	Down from 62.5%	62.0%	61.0%
ESEA composite index score	91.7	Down from 92.2	87.0	83.5

* Length of contract = 185+ days.

** Prior year audited financial data available.

EVALUATION RESULTS

	Teachers	Students*	Parents*
Number of surveys returned	64	379	176
Percent satisfied with learning environment	95.4%	73.4%	84.7%
Percent satisfied with social and physical environment	93.8%	77.4%	77.6%
Percent satisfied with school-home relations	85.9%	85.5%	83.4%

*Only students at the highest middle school grade level at this school and their parents were included.

REPORT OF PRINCIPAL AND SCHOOL IMPROVEMENT COUNCIL

As one of the highest performing middle schools in South Carolina, we are a twelve-time recipient of the Palmetto Gold Award for exemplary academic performance and improvement. At Irmo Middle School, we consistently prove that a school with excellent teachers who regularly use research-based instructional strategies coupled with outstanding parental support can produce outstanding results. In recognition of our excellence, we have again earned an "A" Rating on our Federal Report Card and Excellent Absolute and Improvement Ratings on our SC School Report Card. Our results continue to demonstrate that we remain one of the top performing schools in the state of South Carolina.

We offer a wide range of high school credit courses in English, mathematics, and world languages. We are currently offering Mandarin Chinese as our fourth world language course, along with Spanish, French, and German. Additionally, a significant percentage of our students excel in visual and performing arts through course offerings such as band, chorus, theatre, and orchestra. Along with course opportunities, students enrolled in fine arts courses regularly demonstrate their skill attainment through concerts, theatrical performances, and other school events that are designed to showcase their talents. In the arts, we routinely earn superior ratings at many of the festivals and competitions. These results validate the quality of our fine arts programs. Our students also continue to excel on high school readiness assessments. On the EXPLORE and PSAT assessments, record numbers of students meet or exceed performance benchmarks, with several achieving perfect scores. This number has risen substantially over the past five years.

We consider high school, college, and career readiness to be critical next steps for our students. To ensure that they are ready, our faculty is dedicated to ensuring effective instruction that is aligned with both the SC Academic and Common Core State Standards. We have also devoted a large amount of time planning a transition towards becoming a whole school magnet. Our implementation of the International Academic Magnet will provide opportunities for students to excel through project-based learning that culminates in experiences called learning expeditions. Students will work in collaborative teams to conduct field studies and action research aimed at solving real-world and local problems. This inquiry-based learning will ensure that students are mastering core content and 21st century learning skills.

We are fortunate to have a high level of parental and community involvement. Our School Improvement Council and PTSO provide outstanding leadership and support, as well as help shape the direction of our school. Their support and energy help us remain focused and committed to serving our students and community by providing the best educational opportunities possible. The outstanding support provided by our stakeholders is a critical factor in our continued success.

Robert S. Jackson, Ed.S., Principal
Mrs. Kimberly Stutts, SIC Chairperson

Comprehensive detail, including definitions of ratings, performance criteria, and explanations of status, is available on www.ed.sc.gov and www.eoc.sc.gov as well as school and school district websites.

Printed versions are available from school districts upon request.

Abbreviations Key

N/A Not Applicable N/AV Not Available N/C Not Collected N/R Not Reported I/S Insufficient Sample TBD To be determined

NI Newly Identified CSI Continuing School Improvement CA Corrective Action RP Plan to Restructure R Restructure DELAY School Improvement Status HOLD School Improvement Status