



SC Annual School Report Card Summary

Sandhills Middle School
 Lexington 4
 Grades: 7-8 Enrollment: 498
 Principal: Justin Nutter
 Superintendent: Linda G. Lavender
 Board Chair: Chris Pound

PERFORMANCE

Comprehensive detail, including definitions of ratings, performance criteria, and explanations of status, is available on www.ed.sc.gov and www.eoc.sc.gov as well as school and school district websites. Printed versions are available from school districts upon request.

YEAR	ABSOLUTE RATING	GROWTH RATING	PALMETTO GOLD AND SILVER AWARD		ESEA/FEDERAL ACCOUNTABILITY RATING SYSTEM	
			General Performance	Closing the Gap	ESEA Grade	Accountability Indicator
2013	Average	Good	TBD	TBD	F	N/A
2012	Average	Good	Silver	N/A	B	N/A
2011	Average	Average	Silver	N/A	Not Met	N/A

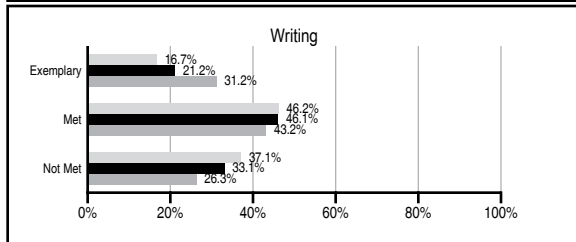
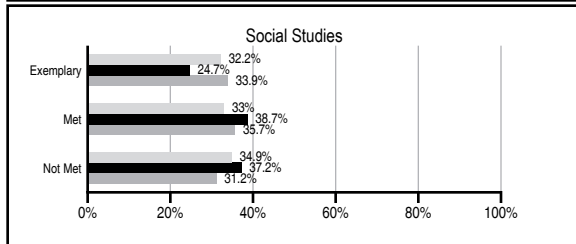
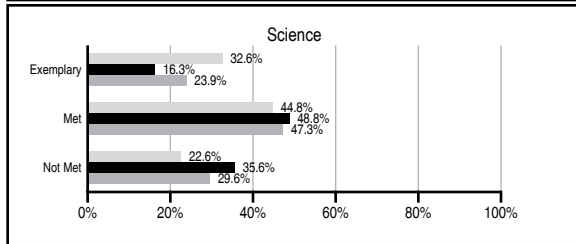
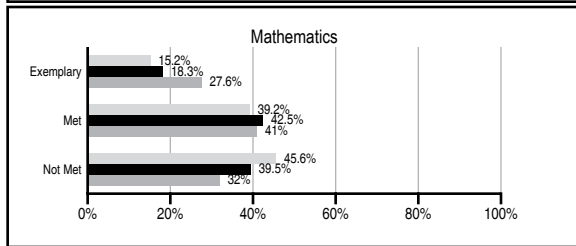
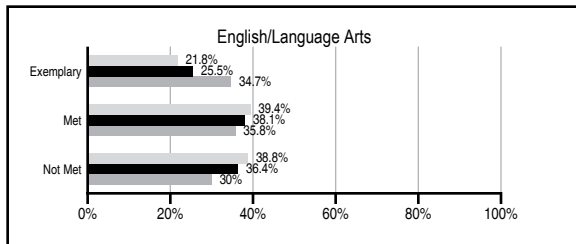
ABSOLUTE RATINGS OF MIDDLE SCHOOLS WITH STUDENTS LIKE OURS*

EXCELLENT	GOOD	AVERAGE	BELOW AVERAGE	AT-RISK
0	1	42	13	0

* Ratings are calculated with data available by 01/15/2014. Schools with Students Like Ours are Middle Schools with Poverty Indices of no more than 5% above or below the index for this school.

PASS PERFORMANCE

Our School Middle Schools with Students Like Ours Middle schools statewide



NAEP PERFORMANCE*

* Performance reported for SC and nation, data not available at school level. Percentages at NAEP Achievement Levels.



END OF COURSE TESTS - 2013

% of students scoring 70 or above on:	Our Middle School	Middle Schools with Students Like Ours
Algebra 1/Math for the Technologies 2	83.3	95.6
English 1	N/A	90.3
Physical Science	N/A	N/A
US History and the Constitution	N/A	N/A
All Subjects	83.3	95.5

SC PERFORMANCE VISION

By 2020 all students will graduate with the knowledge and skills necessary to compete successfully in the global economy, participate in a democratic society and contribute positively as members of families and communities.

Abbreviations Key

N/A Not Applicable N/AV Not Available N/C Not Collected N/R Not Reported I/S Insufficient Sample TBD To be determined

Sandhills Middle School [Lexington 4]

SCHOOL PROFILE

	Our School	Change from Last Year	Middle Schools with Students Like Ours	Median Middle School
Students (n=498)				
Students enrolled in high school credit courses (grades 7 & 8)	42.2%	Up from 26.7%	19.2%	24.6%
Retention rate	0.2%	Up from 0.0%	0.9%	0.6%
Attendance rate	95.3%	Up from 94.2%	95.6%	95.9%
Served by gifted and talented program	15.0%	N/A	13.3%	18.5%
With disabilities	16.6%	N/A	14.2%	13.0%
Older than usual for grade	2.8%	N/A	6.2%	4.8%
Out-of-school suspensions or expulsions for violent and/or criminal offenses	1.4%	Up from 0.7%	0.7%	0.6%
Annual dropout rate	0.0%	No Change	0.0%	0.0%
Teachers (n=29)				
Teachers with advanced degrees	69.0%	Up from 58.1%	60.6%	61.5%
Continuing contract teachers	65.5%	Down from 83.9%	73.3%	77.2%
Teachers returning from previous year	77.5%	Down from 80.2%	84.6%	85.9%
Teacher attendance rate	95.4%	Up from 95.3%	94.5%	94.9%
Average teacher salary*	\$41,470	Up 2.9%	\$46,193	\$47,313
Classes not taught by highly qualified teachers	0.0%	Down from 0.9%	2.0%	2.0%
Professional development days/teacher	11.9 days	Up from 10.0 days	11.0 days	10.1 days
School				
Principal's years at school	6.0	Up from 5.0	4.0	4.0
Student-teacher ratio in core subjects	29.4 to 1	Up from 27.0 to 1	20.8 to 1	22.1 to 1
Prime instructional time	90.1%	Up from 88.9%	88.7%	89.6%
Opportunities in the arts	Excellent	No Change	Good	Good
SACS accreditation	Yes	No Change	Yes	Yes
Parents attending conferences	99.9%	No Change	99.1%	99.0%
Character development program	Good	No Change	Good	Good
Dollars spent per pupil**	\$6,775	Up 0.2%	\$7,337	\$7,239
Percent of expenditures for instruction**	56.0%	Down from 57.0%	63.0%	63.0%
Percent of expenditures for teacher salaries**	52.0%	Down from 55.2%	60.0%	61.0%
ESEA composite index score	45.8	Down from 82.9	73.2	83.5

* Length of contract = 185+ days.

** Prior year audited financial data available.

EVALUATION RESULTS

	Teachers	Students*	Parents*
Number of surveys returned	29	171	10
Percent satisfied with learning environment	96.6%	77.2%	80%
Percent satisfied with social and physical environment	96.6%	80.6%	70%
Percent satisfied with school-home relations	82.7%	83%	70%

*Only students at the highest middle school grade level at this school and their parents were included.

REPORT OF PRINCIPAL AND SCHOOL IMPROVEMENT COUNCIL

Students, parents, faculty, and staff at Sandhills Middle School are proud to work together to create an exemplary learning community that embodies our mission of "being and creating lifelong learners in a safe and supportive environment."

During 2012-13, our learning community focused on creating and refining curriculum and assessments that are rigorous and applicable to goals of the Common Core State Standards. Our teachers have continued to develop our knowledge of effective literacy instruction and have increased both the amount and complexity of nonfiction text required in all content areas. Students have routinely engaged in argumentative literacy in all classes through dialogue and written forms. Teachers have experimented with performance tasks to assess student mastery that model Common Core principles.

Our students continue to demonstrate their Tiger Pride through their performance inside and outside of the classroom! Once again SMS was recognized as a Palmetto Silver Award winner for student achievement on the PASS test. Our SMS Band, Jazz Band, and Honor Choir all received Superior ratings at state competitions and twelve musicians were recognized for Superior solo performances. Individual honors also included South Carolina Junior Scholars and acceptance to the S.C. Governor's School for the Arts summer programs.

Our challenges for 2013-14 include the continued development of cohesive curriculum that emphasizes essential standards, critical thinking, and authentic argumentative literacy engagements. We will continue to work with the entire Lexington Four instructional team to develop effective lessons that emphasize clear learning objectives, precise focus lessons, extensive practice of key concepts, and frequent checks for understanding. We will also be actively seeking opportunities to enhance the impact of student leadership within the SMS community as we prepare students for success in high school and beyond.

We appreciate the support of our parents and community members as we continue to establish a school where teachers, students, staff, parents, and community combine resources to provide whatever it takes to ensure every student's success.

Justin Nutter, Principal
Valencia Jackson, Chair, School Improvement Council

Comprehensive detail, including definitions of ratings, performance criteria, and explanations of status, is available on www.ed.sc.gov and www.eoc.sc.gov as well as school and school district websites.

Printed versions are available from school districts upon request.

Abbreviations Key

N/A Not Applicable N/AV Not Available N/C Not Collected N/R Not Reported I/S Insufficient Sample TBD To be determined

NI Newly Identified CSI Continuing School Improvement CA Corrective Action RP Plan to Restructure R Restructure DELAY School Improvement Status HOLD School Improvement Status