



SC Annual School Report Card Summary

Cyril B. Busbee Creative Arts Academy
 Lexington 2
 Grades: 6-8 Enrollment: 299
 Principal: C.R. Hall
 Superintendent: Dr. Venus J. Holland
 Board Chair: Mr. Bill Bingham, Jr.

PERFORMANCE

Comprehensive detail, including definitions of ratings, performance criteria, and explanations of status, is available on www.ed.sc.gov and www.eoc.sc.gov as well as school and school district websites. Printed versions are available from school districts upon request.

YEAR	ABSOLUTE RATING	GROWTH RATING	PALMETTO GOLD AND SILVER AWARD		ESEA/FEDERAL ACCOUNTABILITY RATING SYSTEM	
			General Performance	Closing the Gap	ESEA Grade	Accountability Indicator
2013	Average	Average	TBD	TBD	B	Reward
2012	Average	Good	Silver	N/A	B	N/A
2011	Average	Average	N/A	N/A	Not Met	N/A

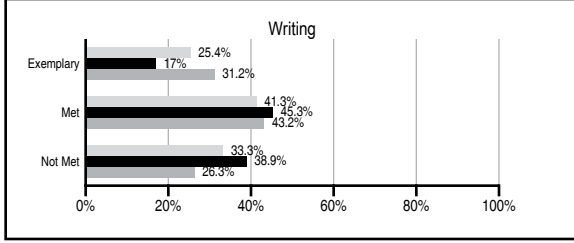
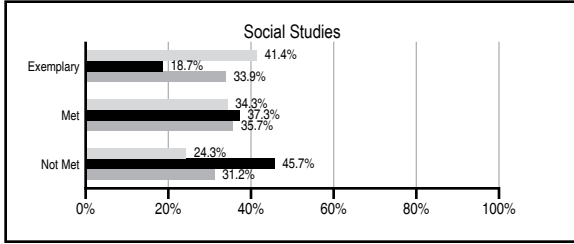
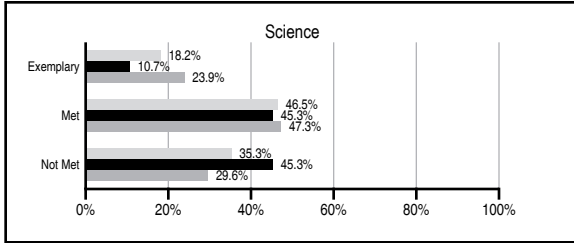
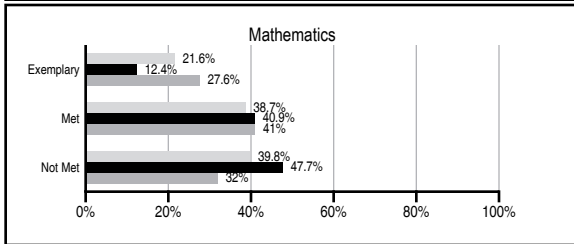
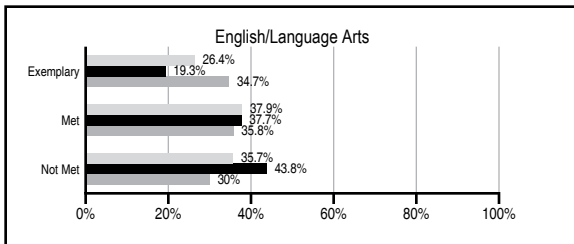
ABSOLUTE RATINGS OF MIDDLE SCHOOLS WITH STUDENTS LIKE OURS*

EXCELLENT	GOOD	AVERAGE	BELOW AVERAGE	AT-RISK
0	1	31	25	12

* Ratings are calculated with data available by 01/15/2014. Schools with Students Like Ours are Middle Schools with Poverty Indices of no more than 5% above or below the index for this school.

PASS PERFORMANCE

Our School Middle Schools with Students Like Ours Middle schools statewide



NAEP PERFORMANCE*

* Performance reported for SC and nation, data not available at school level. Percentages at NAEP Achievement Levels.

READING – GRADE 8 (2011)



MATH – GRADE 8 (2011)



SCIENCE – GRADE 8 (2011)



END OF COURSE TESTS - 2013

% of students scoring 70 or above on:	Our Middle School	Middle Schools with Students Like Ours
Algebra 1/Math for the Technologies 2	94.1	91.1
English 1	100.0	87.2
Physical Science	N/A	N/A
US History and the Constitution	N/A	N/A
All Subjects	97.0	91.3

SC PERFORMANCE VISION

By 2020 all students will graduate with the knowledge and skills necessary to compete successfully in the global economy, participate in a democratic society and contribute positively as members of families and communities.

Abbreviations Key

N/A Not Applicable N/AV Not Available N/C Not Collected N/R Not Reported I/S Insufficient Sample TBD To be determined

Cyril B. Busbee Creative Arts Academy [Lexington 2]

SCHOOL PROFILE

	Our School	Change from Last Year	Middle Schools with Students Like Ours	Median Middle School
Students (n=299)				
Students enrolled in high school credit courses (grades 7 & 8)	7.8%	Down from 10.4%	14.3%	24.6%
Retention rate	0.7%	Down from 1.4%	0.7%	0.6%
Attendance rate	96.1%	Down from 96.4%	95.3%	95.9%
Served by gifted and talented program	16.0%	N/A	7.7%	18.5%
With disabilities	21.6%	N/A	15.8%	13.0%
Older than usual for grade	6.2%	N/A	7.0%	4.8%
Out-of-school suspensions or expulsions for violent and/or criminal offenses	0.3%	Down from 3.8%	0.5%	0.6%
Annual dropout rate	0.0%	No Change	0.0%	0.0%
Teachers (n=26)				
Teachers with advanced degrees	57.7%	Up from 50.0%	60.9%	61.5%
Continuing contract teachers	96.2%	Up from 84.6%	71.4%	77.2%
Teachers returning from previous year	85.6%	Up from 80.2%	81.4%	85.9%
Teacher attendance rate	93.6%	Down from 95.3%	95.1%	94.9%
Average teacher salary*	\$45,764	Up 6.3%	\$45,015	\$47,313
Classes not taught by highly qualified teachers	0.0%	Down from 8.3%	2.3%	2.0%
Professional development days/teacher	1.9 days	Down from 14.2 days	9.8 days	10.1 days
School				
Principal's years at school	4.0	Up from 3.0	3.0	4.0
Student-teacher ratio in core subjects	17.7 to 1	Down from 24.8 to 1	19.3 to 1	22.1 to 1
Prime instructional time	88.8%	Down from 91.1%	89.3%	89.6%
Opportunities in the arts	Excellent	No Change	Good	Good
SACS accreditation	Yes	No Change	Yes	Yes
Parents attending conferences	94.0%	Down from 96.3%	99.2%	99.0%
Character development program	Average	No Change	Good	Good
Dollars spent per pupil**	\$8,685	Up 5.3%	\$8,963	\$7,239
Percent of expenditures for instruction**	66.0%	Up from 65.5%	61.5%	63.0%
Percent of expenditures for teacher salaries**	63.0%	Up from 62.5%	56.0%	61.0%
ESEA composite index score	80.4	Down from 89.9	59.8	83.5

* Length of contract = 185+ days.

** Prior year audited financial data available.

EVALUATION RESULTS

	Teachers	Students*	Parents*
Number of surveys returned	20	96	47
Percent satisfied with learning environment	95%	69.8%	76.6%
Percent satisfied with social and physical environment	95%	61.5%	82.9%
Percent satisfied with school-home relations	70%	88.5%	71.7%

*Only students at the highest middle school grade level at this school and their parents were included.

REPORT OF PRINCIPAL AND SCHOOL IMPROVEMENT COUNCIL

Busbee Creative Arts Academy was awarded the Palmetto Silver Award from the South Carolina Department of Education for the 2012-2013 school year. We received this award because of our overall achievement growth. Thanks to the work of our School Improvement Council and our Title I Committee, we were able to fund two additional teachers that assisted students who struggled with the basic skills in the areas of reading and math. This is the first time we have earned this award from the Department of the Education.

This year we were recognized as an Apple Exemplary Program for a third year in a row. Busbee is the only school from the State of South Carolina that has been honored with this award. During the 2012-2013 school year, we have continued to incorporate the Apple iPod Touch, the iPod Touch Apps, and iMac technology in our instructional practice. Because of our innovative practices, we continue to receive this high honor from the Apple Corporation.

We spent our professional development time this year studying Robert Marzano's book *The Highly Engaged Classroom*. This in-depth study continued our on-going development with new instructional strategies to help our students succeed in the classroom.

We continue to recognize that students need to be in a class to learn. In order to reduce the amount of time students spend out of the classroom for discipline, the faculty initiated a proactive behavioral intervention system to assist the students in monitoring their own behavior. In addition, the Title I Committee allocated funds to hire a part-time behavior interventionist who assists teachers with new management strategies and students with new behavioral strategies. Because of our efforts, our discipline data continues to decline.

Busbee Creative Arts Academy strives to develop new ways to improve our students' academic progress and preparation for high school. We will continue to use data from common formative assessments, PASS Testing, End of Course Tests, parent surveys, student perception surveys, and the feedback from AdvancED to drive our instructional focus.

Kay Mitchum, SIC Chair
C. R. Hall, Principal

Comprehensive detail, including definitions of ratings, performance criteria, and explanations of status, is available on www.ed.sc.gov and www.eoc.sc.gov as well as school and school district websites.

Printed versions are available from school districts upon request.

Abbreviations Key

N/A Not Applicable N/AV Not Available N/C Not Collected N/R Not Reported I/S Insufficient Sample TBD To be determined

NI Newly Identified CSI Continuing School Improvement CA Corrective Action RP Plan to Restructure R Restructure DELAY School Improvement Status HOLD School Improvement Status