



# SC Annual School Report Card Summary

Carolina Springs Middle  
 Lexington 1  
 Grades: 6-8 Enrollment: 767  
 Principal: Alan G. Zwart  
 Superintendent: Dr. Karen C. Woodward  
 Board Chair: Cynthia S. Smith

## PERFORMANCE

Comprehensive detail, including definitions of ratings, performance criteria, and explanations of status, is available on [www.ed.sc.gov](http://www.ed.sc.gov) and [www.eoc.sc.gov](http://www.eoc.sc.gov) as well as school and school district websites. Printed versions are available from school districts upon request.

YEAR	ABSOLUTE RATING	GROWTH RATING	PALMETTO GOLD AND SILVER AWARD		ESEA/FEDERAL ACCOUNTABILITY RATING SYSTEM	
			General Performance	Closing the Gap	ESEA Grade	Accountability Indicator
2013	Good	Below Average	TBD	TBD	B	N/A
2012	Good	Good	Silver	N/A	A	N/A
2011	Excellent	Excellent	Gold	N/A	Not Met	N/A

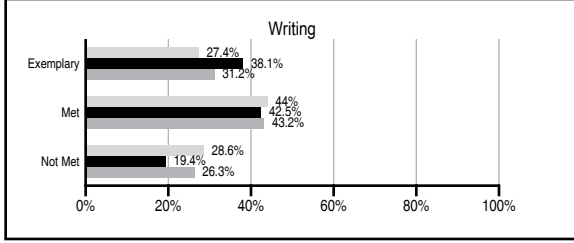
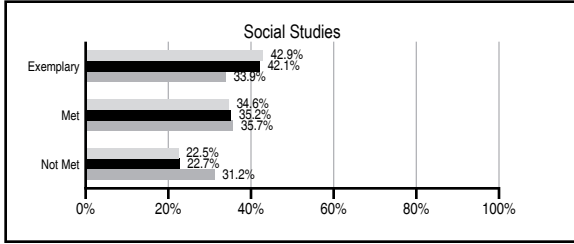
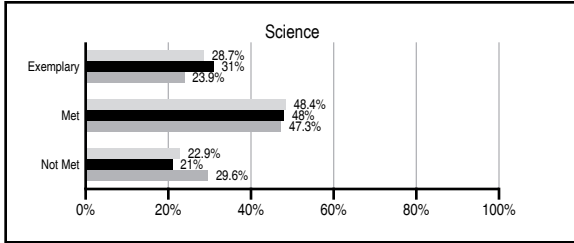
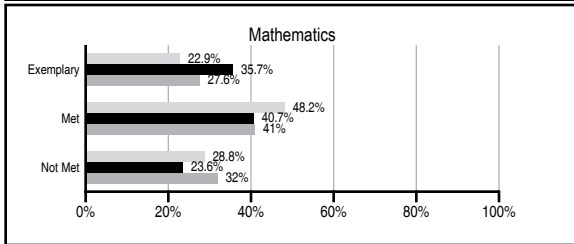
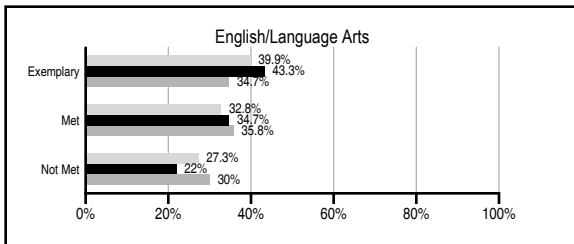
## ABSOLUTE RATINGS OF MIDDLE SCHOOLS WITH STUDENTS LIKE OURS\*

EXCELLENT	GOOD	AVERAGE	BELOW AVERAGE	AT-RISK
16	16	11	0	0

\* Ratings are calculated with data available by 01/15/2014. Schools with Students Like Ours are Middle Schools with Poverty Indices of no more than 5% above or below the index for this school.

## PASS PERFORMANCE

Our School Middle Schools with Students Like Ours Middle schools statewide



## NAEP PERFORMANCE\*

\* Performance reported for SC and nation, data not available at school level. Percentages at NAEP Achievement Levels.



## END OF COURSE TESTS - 2013

% of students scoring 70 or above on:	Our Middle School	Middle Schools with Students Like Ours
Algebra 1/Math for the Technologies 2	98.1	96.9
English 1	98.4	94.6
Physical Science	N/A	N/A
US History and the Constitution	N/A	0
All Subjects	98.3	96.7

## SC PERFORMANCE VISION

By 2020 all students will graduate with the knowledge and skills necessary to compete successfully in the global economy, participate in a democratic society and contribute positively as members of families and communities.

### Abbreviations Key

N/A Not Applicable N/AV Not Available N/C Not Collected N/R Not Reported I/S Insufficient Sample TBD To be determined

# Carolina Springs Middle [Lexington 1]

## SCHOOL PROFILE

	Our School	Change from Last Year	Middle Schools with Students Like Ours	Median Middle School
<b>Students (n=767)</b>				
Students enrolled in high school credit courses (grades 7 & 8)	21.5%	Up from 19.5%	25.7%	24.6%
Retention rate	1.7%	Down from 2.0%	0.5%	0.6%
Attendance rate	95.7%	Down from 95.9%	96.3%	95.9%
Served by gifted and talented program	24.2%	N/A	24.2%	18.5%
With disabilities	10.0%	N/A	11.7%	13.0%
Older than usual for grade	4.8%	N/A	3.4%	4.8%
Out-of-school suspensions or expulsions for violent and/or criminal offenses	0.7%	Down from 0.9%	0.6%	0.6%
Annual dropout rate	0.0%	No Change	0.0%	0.0%
<b>Teachers (n=53)</b>				
Teachers with advanced degrees	50.9%	Up from 49.1%	62.7%	61.5%
Continuing contract teachers	69.8%	Down from 79.2%	78.9%	77.2%
Teachers returning from previous year	87.3%	Down from 90.9%	88.5%	85.9%
Teacher attendance rate	94.2%	Down from 95.9%	94.7%	94.9%
Average teacher salary*	\$46,913	Up 2.3%	\$48,189	\$47,313
Classes not taught by highly qualified teachers	0.0%	Down from 0.9%	2.1%	2.0%
Professional development days/teacher	12.0 days	Down from 12.3 days	11.5 days	10.1 days
<b>School</b>				
Principal's years at school	6.0	Up from 5.0	5.0	4.0
Student-teacher ratio in core subjects	30.2 to 1	Up from 25.7 to 1	23.3 to 1	22.1 to 1
Prime instructional time	89.4%	Down from 91.4%	89.7%	89.6%
Opportunities in the arts	Excellent	No Change	Excellent	Good
SACS accreditation	Yes	No Change	Yes	Yes
Parents attending conferences	97.4%	Up from 96.9%	99.7%	99.0%
Character development program	Excellent	Up from Good	Excellent	Good
Dollars spent per pupil**	\$7,393	Down 0.8%	\$6,869	\$7,239
Percent of expenditures for instruction**	65.0%	Up from 62.8%	65.0%	63.0%
Percent of expenditures for teacher salaries**	62.0%	Up from 61.6%	63.0%	61.0%
ESEA composite index score	80.0	Down from 98.2	88.9	83.5

\* Length of contract = 185+ days.

\*\* Prior year audited financial data available.

## EVALUATION RESULTS

	Teachers	Students*	Parents*
Number of surveys returned	41	226	73
Percent satisfied with learning environment	85.3%	79.2%	89%
Percent satisfied with social and physical environment	90.4%	86.6%	80.5%
Percent satisfied with school-home relations	88.1%	86.6%	81.9%

\*Only students at the highest middle school grade level at this school and their parents were included.

## REPORT OF PRINCIPAL AND SCHOOL IMPROVEMENT COUNCIL

In 2012-2013, Carolina Springs Middle School received the South Carolina Palmetto Silver Award. The award recognizes our students' academic performance and growth. This is the fourth consecutive year that CSMS has been recognized as either a Palmetto Gold or Silver Award winner. CSMS also received a Federal Accountability Rating of 98.2 on a 100-point scale and an "A" letter grade recognizing performance that substantially exceeds the state expectations.

Our band, choral and orchestra programs received "Excellent" and "Superior" individual and ensemble awards again this year, and the band program qualified for the coveted S.C. Band Directors Association's Outstanding Performance Award (OPA) for the fourth consecutive year. The CSMS Robotics Team hosted a regional robotics competition and advanced to the state competition proudly representing CSMS.

Students, parents and staff supported many worthy service projects including Relay For Life, Pennies for Patients, Epworth Children's Home, Ronald McDonald House and Make-A-Wish Foundation. The CSMS staff hosted a Family Literacy Night in May which showcased a variety of summer reading titles and sponsored a Scholastic Books "buy one, get one free" book fair.

The PTSA sponsored celebrations recognizing student achievement such as our quarterly Husky Hoopla and honor roll recognition programs. CSMS completed another phase of its landscape project in 2012-2013 through the support of our PTSA. Representatives of the CSMS School Improvement Council sought input from parents, students and staff, and revised the CSMS Mission and Vision statements this year.

A challenge for CSMS continues to be serving students struggling with deficits in essential mathematics and literacy skills. Our school acquired Vmath, a computer-based math program, to help students improve essential math skills. All our teachers, no matter the content area, will teach literacy strategies to ensure student success.

As we look toward full implementation of the Common Core State Standards in 2014-2015, we focus on challenging all students by increasing academic rigor, building number sense understanding, building reading stamina and infusing reading strategies in all types of text in 2013-2014. During this transitional year, our teachers will use collaborative planning days to study and design units of study with common assessments that ensure success for all learners.

Edgenuity is a computer program that supports learning for our struggling students as well as students who excel. Our challenge is to ensure success for all students through grading practices that require all work is to standard. In partnership with the family and community, CSMS will continue to prepare students to be creative, collaborative, self-directed learners.

Principal Alan Zwart and SIC Chair Theresa Simmons

Comprehensive detail, including definitions of ratings, performance criteria, and explanations of status, is available on [www.ed.sc.gov](http://www.ed.sc.gov) and [www.eoc.sc.gov](http://www.eoc.sc.gov) as well as school and school district websites.

Printed versions are available from school districts upon request.

### Abbreviations Key

N/A Not Applicable N/AV Not Available N/C Not Collected N/R Not Reported I/S Insufficient Sample TBD To be determined

NI Newly Identified CSI Continuing School Improvement CA Corrective Action RP Plan to Restructure R Restructure DELAY School Improvement Status HOLD School Improvement Status