



SC Annual School Report Card Summary

Pleasant Hill Middle School
 Lexington 1
 Grades: 6-8 Enrollment: 1,021
 Principal: Thomas E. Rivers, Jr.
 Superintendent: Dr. Karen C. Woodward
 Board Chair: Cynthia S. Smith

PERFORMANCE

Comprehensive detail, including definitions of ratings, performance criteria, and explanations of status, is available on www.ed.sc.gov and www.eoc.sc.gov as well as school and school district websites. Printed versions are available from school districts upon request.

YEAR	ABSOLUTE RATING	GROWTH RATING	PALMETTO GOLD AND SILVER AWARD		ESEA/FEDERAL ACCOUNTABILITY RATING SYSTEM	
			General Performance	Closing the Gap	ESEA Grade	Accountability Indicator
2013	Excellent	Good	TBD	TBD	A	N/A
2012	Excellent	Excellent	Gold	N/A	A	N/A
2011	Excellent	Excellent	Gold	Silver	Not Met	N/A

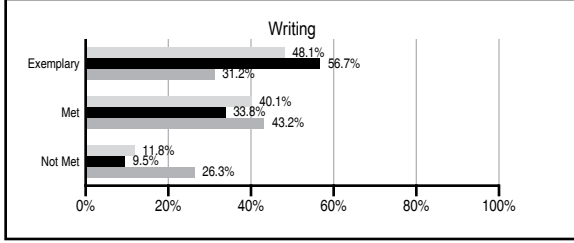
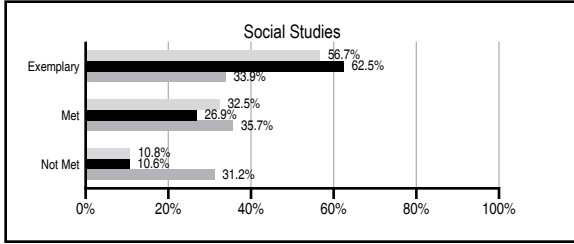
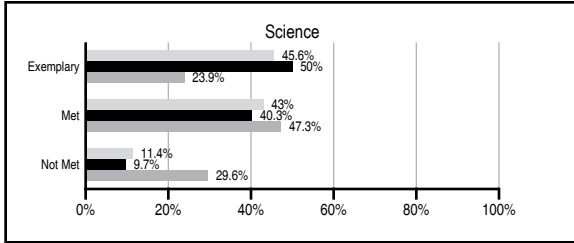
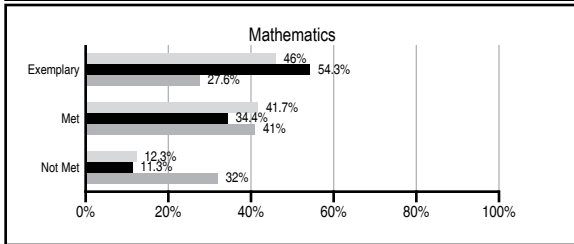
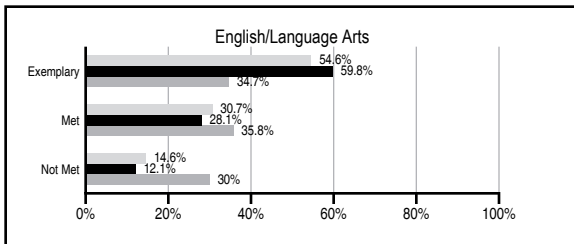
ABSOLUTE RATINGS OF MIDDLE SCHOOLS WITH STUDENTS LIKE OURS*

EXCELLENT	GOOD	AVERAGE	BELOW AVERAGE	AT-RISK
8	0	0	0	0

* Ratings are calculated with data available by 01/15/2014. Schools with Students Like Ours are Middle Schools with Poverty Indices of no more than 5% above or below the index for this school.

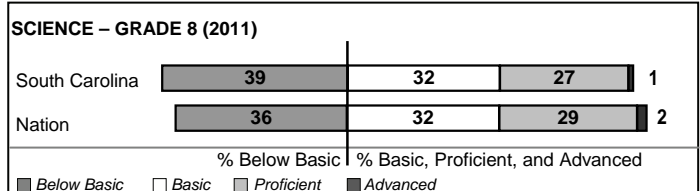
PASS PERFORMANCE

Our School Middle Schools with Students Like Ours Middle schools statewide



NAEP PERFORMANCE*

* Performance reported for SC and nation, data not available at school level. Percentages at NAEP Achievement Levels.



END OF COURSE TESTS - 2013

% of students scoring 70 or above on:	Our Middle School	Middle Schools with Students Like Ours
Algebra 1/Math for the Technologies 2	100.0	99.9
English 1	100.0	99.6
Physical Science	N/A	N/A
US History and the Constitution	N/A	N/A
All Subjects	100.0	99.8

SC PERFORMANCE VISION

By 2020 all students will graduate with the knowledge and skills necessary to compete successfully in the global economy, participate in a democratic society and contribute positively as members of families and communities.

Abbreviations Key

N/A Not Applicable N/AV Not Available N/C Not Collected N/R Not Reported I/S Insufficient Sample TBD To be determined

Pleasant Hill Middle School [Lexington 1]

SCHOOL PROFILE

	Our School	Change from Last Year	Middle Schools with Students Like Ours	Median Middle School
Students (n=1,021)				
Students enrolled in high school credit courses (grades 7 & 8)	28.7%	Up from 21.2%	25.4%	24.6%
Retention rate	0.3%	Up from 0.1%	0.3%	0.6%
Attendance rate	95.8%	Down from 96.2%	96.7%	95.9%
Served by gifted and talented program	45.3%	N/A	40.8%	18.5%
With disabilities	7.0%	N/A	7.2%	13.0%
Older than usual for grade	1.2%	N/A	1.5%	4.8%
Out-of-school suspensions or expulsions for violent and/or criminal offenses	0.2%	Down from 0.3%	0.6%	0.6%
Annual dropout rate	0.0%	No Change	0.0%	0.0%
Teachers (n=68)				
Teachers with advanced degrees	67.6%	Up from 65.2%	63.2%	61.5%
Continuing contract teachers	79.4%	Down from 84.1%	85.6%	77.2%
Teachers returning from previous year	88.8%	Down from 93.1%	89.3%	85.9%
Teacher attendance rate	94.9%	Down from 95.8%	95.0%	94.9%
Average teacher salary*	\$50,682	Up 3.4%	\$50,568	\$47,313
Classes not taught by highly qualified teachers	0.0%	No Change	2.5%	2.0%
Professional development days/teacher	9.1 days	No Change	10.4 days	10.1 days
School				
Principal's years at school	2.0	Up from 1.0	2.0	4.0
Student-teacher ratio in core subjects	28.7 to 1	Up from 24.7 to 1	23.4 to 1	22.1 to 1
Prime instructional time	90.0%	Down from 91.3%	90.0%	89.6%
Opportunities in the arts	Excellent	No Change	Excellent	Good
SACS accreditation	Yes	No Change	Yes	Yes
Parents attending conferences	99.7%	Down from 100.0%	99.2%	99.0%
Character development program	Good	No Change	Excellent	Good
Dollars spent per pupil**	\$6,463	Down 3.6%	\$6,443	\$7,239
Percent of expenditures for instruction**	70.0%	Up from 64.2%	67.0%	63.0%
Percent of expenditures for teacher salaries**	67.0%	Up from 63.2%	66.0%	61.0%
ESEA composite index score	94.0	Down from 95.3	94.0	83.5

* Length of contract = 185+ days.

** Prior year audited financial data available.

EVALUATION RESULTS

	Teachers	Students*	Parents*
Number of surveys returned	57	290	69
Percent satisfied with learning environment	98.3%	82.4%	84%
Percent satisfied with social and physical environment	100%	84.8%	94.2%
Percent satisfied with school-home relations	98.2%	86.9%	82.9%

*Only students at the highest middle school grade level at this school and their parents were included.

Comprehensive detail, including definitions of ratings, performance criteria, and explanations of status, is available on www.ed.sc.gov and www.eoc.sc.gov as well as school and school district websites.

Printed versions are available from school districts upon request.

REPORT OF PRINCIPAL AND SCHOOL IMPROVEMENT COUNCIL

The 2012-2013 year has been an exciting one for Pleasant Hill Middle School. The school received a charter for the National Junior Honor Society and inducted its first 60 students into the chapter. The South Carolina State Department of Education awarded the school with a Palmetto Gold Award for student achievement. For the last four years, PHMS has received an "Excellent" absolute rating on its school report card.

The faculty and staff received numerous awards this year. Jenny Johansson, special education teacher, received the 2013 Exceptional Educator of the Year award from the S.C. Council for Exceptional Children. Mary Carpenter, English language arts teacher, was named PHMS Teacher of the Year and 2013 Lexington County School District One Teacher of the Year Finalist. Steve Woodyard, social studies teacher, received the 2012 S.C. VFW Middle School Citizenship Teacher of the Year award.

Several accomplishments were noted this year for students. The girls basketball team won their third consecutive conference championship. The Honor Band earned straight "Superior" ratings at the S.C. Concert Festival. The eighth-grade choir received a "Superior" rating at the S.C. Middle School Choral Festival. The Musical Theatre students took first place in the middle school division at the S.C. Theatre and Speech competition. The Robotics Team received a first-place award and a Champions Award at the 2012 First LEGO League Lexington Regional Robotics Tournament.

The students and staff were very committed to service this year. The school was recognized for having the district's highest middle school participation for the 2012 United Way campaign. The school raised money to support the American Cancer Society's Relay For Life, the Heifer Foundation and the American Red Cross Oklahoma Relief Effort.

The PTSA and School Improvement Council focused their efforts this year on improving their relationship with staff and students. They sponsored the Cougar Carnival and an end-of-the-year family celebration, and conducted a comprehensive survey to collect feedback and opinions about the needs of the school. The addition of "fun lunches," grade-level dances and evening educational activities for parents helped to improve the school climate.

The school noticed after analyzing data from Measures of Academic Performance (MAP) assessments that students did not meet their mean growth targets for the year. Next year, teachers will work to overcome this challenge by collaborating and further implementing "Grading for Learning" practices. Another challenge is providing teachers with professional development so they can provide instruction using 21st century skills.

We are proud of our accomplishments this year and look forward to pursuing an arts-based grant next year. Our common expectations are for students to Be Committed, Be Caring and Be Courageous.

Principal Thomas E. Rivers Jr. and SIC Chair Lynne Brace

Abbreviations Key

N/A Not Applicable N/AV Not Available N/C Not Collected N/R Not Reported I/S Insufficient Sample TBD To be determined

NI Newly Identified CSI Continuing School Improvement CA Corrective Action RP Plan to Restructure R Restructure DELAY School Improvement Status HOLD School Improvement Status