



# SC Annual School Report Card Summary

**Pelion Middle  
Lexington 1**  
**Grades: 6-8**      **Enrollment: 585**  
**Principal: Sandra Jowers**  
**Superintendent: Dr. Karen C. Woodward**  
**Board Chair: Cynthia S. Smith**

## PERFORMANCE

Comprehensive detail, including definitions of ratings, performance criteria, and explanations of status, is available on [www.ed.sc.gov](http://www.ed.sc.gov) and [www.eoc.sc.gov](http://www.eoc.sc.gov) as well as school and school district websites. Printed versions are available from school districts upon request.

YEAR	ABSOLUTE RATING	GROWTH RATING	PALMETTO GOLD AND SILVER AWARD		ESEA/FEDERAL ACCOUNTABILITY RATING SYSTEM	
			General Performance	Closing the Gap	ESEA Grade	Accountability Indicator
2013	Average	Average	TBD	TBD	F	N/A
2012	Average	Good	Silver	N/A	A	N/A
2011	Average	Average	Silver	N/A	Not Met	N/A

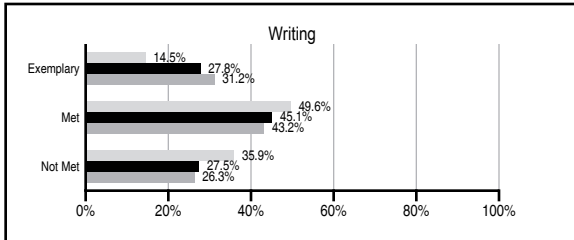
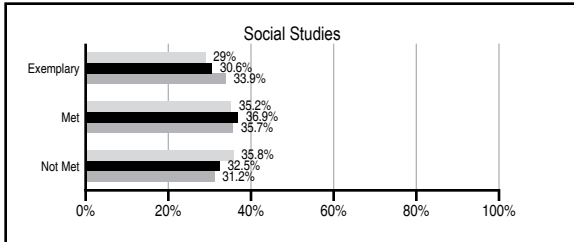
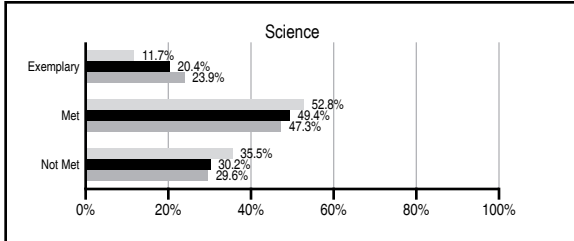
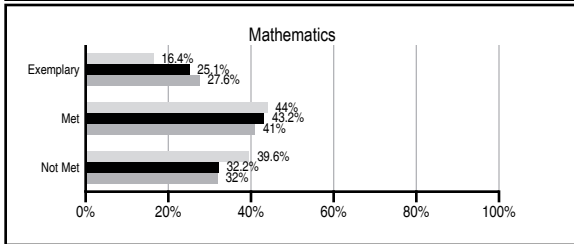
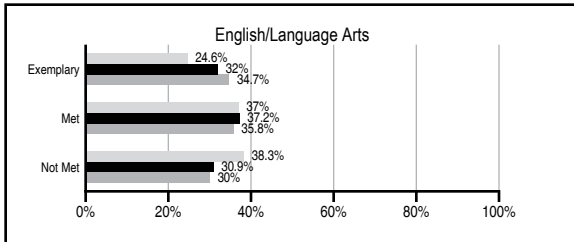
## ABSOLUTE RATINGS OF MIDDLE SCHOOLS WITH STUDENTS LIKE OURS\*

EXCELLENT	GOOD	AVERAGE	BELOW AVERAGE	AT-RISK
3	9	46	4	0

\* Ratings are calculated with data available by 01/15/2014. Schools with Students Like Ours are Middle Schools with Poverty Indices of no more than 5% above or below the index for this school.

## PASS PERFORMANCE

Our School   
  Middle Schools with Students Like Ours   
  Middle schools statewide



## NAEP PERFORMANCE\*

\* Performance reported for SC and nation, data not available at school level. Percentages at NAEP Achievement Levels.

### READING – GRADE 8 (2011)



### MATH – GRADE 8 (2011)



### SCIENCE – GRADE 8 (2011)



## END OF COURSE TESTS - 2013

% of students scoring 70 or above on:	Our Middle School	Middle Schools with Students Like Ours
Algebra 1/Math for the Technologies 2	93.2	97.7
English 1	100.0	96.1
Physical Science	N/A	N/A
US History and the Constitution	N/A	N/A
All Subjects	96.9	97.4

## SC PERFORMANCE VISION

*By 2020 all students will graduate with the knowledge and skills necessary to compete successfully in the global economy, participate in a democratic society and contribute positively as members of families and communities.*

### Abbreviations Key

N/A Not Applicable N/AV Not Available N/C Not Collected N/R Not Reported I/S Insufficient Sample TBD To be determined

# Pelion Middle [Lexington 1]

## SCHOOL PROFILE

	Our School	Change from Last Year	Middle Schools with Students Like Ours	Median Middle School
<b>Students (n=585)</b>				
Students enrolled in high school credit courses (grades 7 & 8)	17.4%	Up from 16.5%	22.7%	24.6%
Retention rate	0.2%	Down from 0.5%	0.9%	0.6%
Attendance rate	94.8%	Down from 95.2%	95.6%	95.9%
Served by gifted and talented program	11.0%	N/A	17.5%	18.5%
With disabilities	15.1%	N/A	13.9%	13.0%
Older than usual for grade	3.8%	N/A	6.0%	4.8%
Out-of-school suspensions or expulsions for violent and/or criminal offenses	2.4%	Up from 0.8%	0.7%	0.6%
Annual dropout rate	0.0%	No Change	0.0%	0.0%
<b>Teachers (n=44)</b>				
Teachers with advanced degrees	61.4%	Up from 57.4%	58.7%	61.5%
Continuing contract teachers	79.5%	Up from 76.6%	76.2%	77.2%
Teachers returning from previous year	84.0%	Down from 87.6%	85.1%	85.9%
Teacher attendance rate	93.6%	Down from 95.9%	94.8%	94.9%
Average teacher salary*	\$46,346	Down 0.5%	\$46,591	\$47,313
Classes not taught by highly qualified teachers	0.0%	No Change	2.0%	2.0%
Professional development days/teacher	22.6 days	Up from 22.2 days	11.2 days	10.1 days
<b>School</b>				
Principal's years at school	7.0	Up from 6.0	6.0	4.0
Student-teacher ratio in core subjects	29.6 to 1	Up from 24.3 to 1	21.7 to 1	22.1 to 1
Prime instructional time	87.9%	Down from 90.6%	89.2%	89.6%
Opportunities in the arts	Excellent	Up from Good	Good	Good
SACS accreditation	Yes	No Change	Yes	Yes
Parents attending conferences	98.2%	Down from 98.4%	98.1%	99.0%
Character development program	Excellent	No Change	Good	Good
Dollars spent per pupil**	\$8,495	Up 4.0%	\$7,083	\$7,239
Percent of expenditures for instruction**	63.0%	Up from 60.3%	63.0%	63.0%
Percent of expenditures for teacher salaries**	62.0%	Up from 59.0%	61.0%	61.0%
ESEA composite index score	58.5	Down from 91.9	81.8	83.5

\* Length of contract = 185+ days.

\*\* Prior year audited financial data available.

## EVALUATION RESULTS

	Teachers	Students*	Parents*
Number of surveys returned	26	189	68
Percent satisfied with learning environment	80.8%	73%	73.5%
Percent satisfied with social and physical environment	84.6%	83.8%	75%
Percent satisfied with school-home relations	80.8%	85.2%	70.2%

\*Only students at the highest middle school grade level at this school and their parents were included.

## REPORT OF PRINCIPAL AND SCHOOL IMPROVEMENT COUNCIL

In partnership with our community, the faculty and staff of Pelion Middle School continue to work to develop students who will be successful in their transition to high school and beyond. Under the direction and vision of Lexington School District One, the 2012-2013 year was full of new programs and practices designed to prepare our students to be productive, successful 21st century graduates. The new programs included a one-to-one computing initiative, incorporating world language as a core subject, use of an A/B schedule and implementation of a "Grading for Learning" pilot.

There were challenges with these changes, but our students and faculty faced them with a spirit of excitement. Each student was given an iPad as part of Lexington One's one-to-one computing initiative. Students and teachers used the technology to support learning in and out of the classroom. One challenge of the iPad implementation was teaching students to use technology responsibly for instruction.

For the first time, Pelion Middle included world language as a core class. All students took a world language of their choice all year long. We were proud to offer French, German, Latin and Spanish to support students in becoming multilingual graduates. The biggest challenge of adding world language as a core class was adjusting to an alternating A/B schedule with 90-minute-long classes.

Following a faculty year-long study of best grading practices, the Pelion Middle Leadership Team changed the grading policy for 2012-2013 to be more reflective of student learning. Teachers used formative work or practice (homework and class work) to monitor students' progress toward their learning targets and used summative work (tests, projects and final writing assignments) to demonstrate student learning. Students initially struggled to understand that although class work and homework were no longer included in the grade, they were essential to the learning process.

Although this year was full of changes and challenges, students at Pelion Middle flourished academically. When our students' fall-to-spring growth on the Measures of Academic Progress was compared to other students with similar demographic backgrounds, our students outperformed the comparison group in both English and mathematics.

We were also excited to receive the South Carolina Department of Education's Palmetto Silver award in academic achievement for the second consecutive year. We are grateful for the support and involvement of our School Improvement Council, Parent Teacher Organization, parents and community members. We thank them for their efforts to improve the educational experience of all students at Pelion Middle. With continued support from all stakeholders, we are confident in our students' ability to reach their full potential.

You are always welcome to visit PMS! To contact your child's teachers, call 803-821-2300 or visit the PMS website to get their individual email addresses.

Principal Sandra Jowers, Ph.D. and SIC Chair Marie Frye

Comprehensive detail, including definitions of ratings, performance criteria, and explanations of status, is available on [www.ed.sc.gov](http://www.ed.sc.gov) and [www.eoc.sc.gov](http://www.eoc.sc.gov) as well as school and school district websites.

Printed versions are available from school districts upon request.

### Abbreviations Key

N/A Not Applicable N/AV Not Available N/C Not Collected N/R Not Reported I/S Insufficient Sample TBD To be determined

NI Newly Identified CSI Continuing School Improvement CA Corrective Action RP Plan to Restructure R Restructure DELAY School Improvement Status HOLD School Improvement Status