



SC Annual School Report Card Summary

Gilbert Middle School
 Lexington 1
 Grades: 6-8 Enrollment: 718
 Principal: Benjamin D. Ricard
 Superintendent: Dr. Karen C. Woodward
 Board Chair: Cynthia S. Smith

PERFORMANCE

Comprehensive detail, including definitions of ratings, performance criteria, and explanations of status, is available on www.ed.sc.gov and www.eoc.sc.gov as well as school and school district websites. Printed versions are available from school districts upon request.

YEAR	ABSOLUTE RATING	GROWTH RATING	PALMETTO GOLD AND SILVER AWARD		ESEA/FEDERAL ACCOUNTABILITY RATING SYSTEM	
			General Performance	Closing the Gap	ESEA Grade	Accountability Indicator
2013	Good	Below Average	TBD	TBD	D	N/A
2012	Good	Excellent	Gold	N/A	A	N/A
2011	Average	Average	Silver	N/A	Not Met	N/A

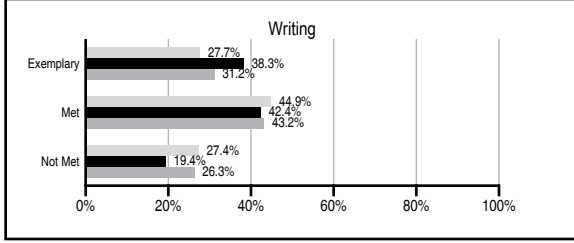
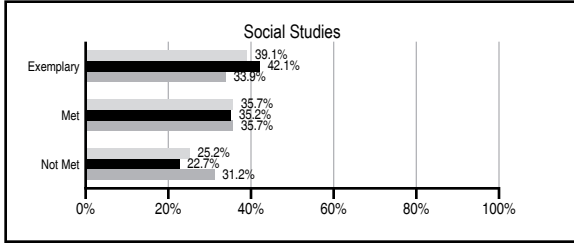
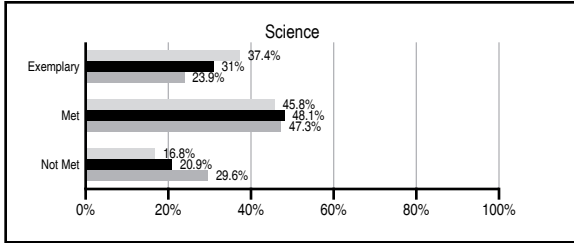
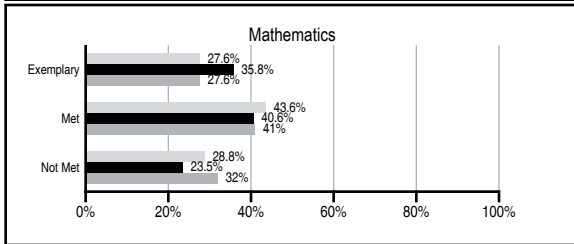
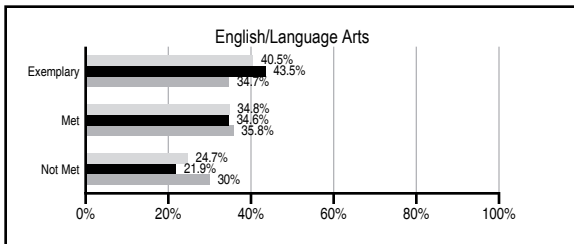
ABSOLUTE RATINGS OF MIDDLE SCHOOLS WITH STUDENTS LIKE OURS*

EXCELLENT	GOOD	AVERAGE	BELOW AVERAGE	AT-RISK
16	16	10	0	0

* Ratings are calculated with data available by 01/15/2014. Schools with Students Like Ours are Middle Schools with Poverty Indices of no more than 5% above or below the index for this school.

PASS PERFORMANCE

Our School Middle Schools with Students Like Ours Middle schools statewide



NAEP PERFORMANCE*

* Performance reported for SC and nation, data not available at school level. Percentages at NAEP Achievement Levels.



END OF COURSE TESTS - 2013

% of students scoring 70 or above on:	Our Middle School	Middle Schools with Students Like Ours
Algebra 1/Math for the Technologies 2	98.7	96.8
English 1	98.8	94.5
Physical Science	N/A	N/A
US History and the Constitution	N/A	0
All Subjects	98.8	96.6

SC PERFORMANCE VISION

By 2020 all students will graduate with the knowledge and skills necessary to compete successfully in the global economy, participate in a democratic society and contribute positively as members of families and communities.

Abbreviations Key

N/A Not Applicable N/AV Not Available N/C Not Collected N/R Not Reported I/S Insufficient Sample TBD To be determined

Gilbert Middle School [Lexington 1]

SCHOOL PROFILE

	Our School	Change from Last Year	Middle Schools with Students Like Ours	Median Middle School
Students (n=718)				
Students enrolled in high school credit courses (grades 7 & 8)	27.8%	Up from 27.1%	25.9%	24.6%
Retention rate	0.6%	No Change	0.5%	0.6%
Attendance rate	95.0%	Down from 95.6%	96.3%	95.9%
Served by gifted and talented program	25.0%	N/A	24.5%	18.5%
With disabilities	13.6%	N/A	11.5%	13.0%
Older than usual for grade	4.5%	N/A	3.4%	4.8%
Out-of-school suspensions or expulsions for violent and/or criminal offenses	1.0%	No Change	0.6%	0.6%
Annual dropout rate	0.0%	No Change	0.0%	0.0%
Teachers (n=54)				
Teachers with advanced degrees	66.7%	Up from 64.2%	62.8%	61.5%
Continuing contract teachers	81.5%	Up from 79.2%	79.1%	77.2%
Teachers returning from previous year	89.7%	Up from 89.2%	88.9%	85.9%
Teacher attendance rate	94.7%	No Change	94.6%	94.9%
Average teacher salary*	\$51,185	Down 1.6%	\$48,262	\$47,313
Classes not taught by highly qualified teachers	2.4%	Down from 3.3%	2.1%	2.0%
Professional development days/teacher	7.3 days	Down from 7.7 days	11.4 days	10.1 days
School				
Principal's years at school	7.0	Up from 6.0	5.0	4.0
Student-teacher ratio in core subjects	24.1 to 1	Up from 22.1 to 1	22.9 to 1	22.1 to 1
Prime instructional time	88.9%	Down from 89.3%	89.7%	89.6%
Opportunities in the arts	Excellent	No Change	Excellent	Good
SACS accreditation	Yes	No Change	Yes	Yes
Parents attending conferences	99.6%	Up from 98.7%	99.6%	99.0%
Character development program	Excellent	No Change	Excellent	Good
Dollars spent per pupil**	\$8,143	Up 7.7%	\$6,887	\$7,239
Percent of expenditures for instruction**	66.0%	Up from 62.4%	65.0%	63.0%
Percent of expenditures for teacher salaries**	64.0%	Up from 60.3%	63.0%	61.0%
ESEA composite index score	69.7	Down from 94.6	88.8	83.5

* Length of contract = 185+ days.

** Prior year audited financial data available.

EVALUATION RESULTS

	Teachers	Students*	Parents*
Number of surveys returned	34	225	117
Percent satisfied with learning environment	97%	88.5%	89.8%
Percent satisfied with social and physical environment	100%	89.7%	80.8%
Percent satisfied with school-home relations	100%	93.2%	83.5%

*Only students at the highest middle school grade level at this school and their parents were included.

REPORT OF PRINCIPAL AND SCHOOL IMPROVEMENT COUNCIL

We are proud to report that during the 2012-2013 school year, the South Carolina Department of Education recognized Gilbert Middle School as a recipient of the Palmetto Gold Award for General Performance. This marks the third consecutive year GMS has earned either a Palmetto Gold or Silver Award. We are proud of the hard work of our students and teachers.

Our teachers continue to work collaboratively to develop integrated units of study and common assessments. Our Academic and Behavior teams meet monthly to review school data and use their findings to make decisions regarding student support systems. Data provided by the Measures of Academic Progress, as well as other assessments, helps our teachers make crucial decisions as they work to meet the needs of their students in the best way possible.

Student achievement data indicates a weakness in the area of writing and mathematics. In addition, the data suggests the need for greater concentration on research skills. Professional development has been provided in writing and mathematics. Our media specialist and literacy coach provided our teachers with strategies to improve reading performance as well as research skills in all content areas.

We continue to utilize our Technology Integration Specialist to enhance our use of technology to support and improve learning. We are especially excited about our district's one-to-one personal mobile computing initiative. This initiative enabled middle schools to issue iPads to all their students and teachers. The devices are an excellent tool for learning and greatly enhance the educational opportunities for all students.

This year, our students supported several community projects including Relay For Life, Socks to Soles, Sistercare, Patty Packs and Special Olympics. Our students raised more than \$2,000 for Palmetto Animal Assisted Life Services and earned the honor of naming two puppies that will be trained to serve as assistants to veterans suffering from post-traumatic stress disorder. Of course, we named the puppies "Gilbert" and "Warrior"!

Students at GMS continue to excel in the areas of athletics and the arts. Our athletics teams finished with outstanding season records while our band, orchestra and chorus received numerous honors at state and regional festivals. We are proud of the hard work of our teachers and coaches as they help develop students who are accomplished academically as well as in the arts and athletics.

We want to thank our PTO and SIC for their assistance in enhancing the educational experience for our students.

Principal Benji Ricard, Ed.D., and SIC Chair Angie Lewis

Comprehensive detail, including definitions of ratings, performance criteria, and explanations of status, is available on www.ed.sc.gov and www.eoc.sc.gov as well as school and school district websites.

Printed versions are available from school districts upon request.

Abbreviations Key

N/A Not Applicable N/AV Not Available N/C Not Collected N/R Not Reported I/S Insufficient Sample TBD To be determined

NI Newly Identified CSI Continuing School Improvement CA Corrective Action RP Plan to Restructure R Restructure DELAY School Improvement Status HOLD School Improvement Status