



SC Annual School Report Card Summary

White Knoll Middle School
 Lexington 1
 Grades: 6-8 Enrollment: 771
 Principal: Guy Smith
 Superintendent: Dr. Karen C. Woodward
 Board Chair: Cynthia S. Smith

PERFORMANCE

Comprehensive detail, including definitions of ratings, performance criteria, and explanations of status, is available on www.ed.sc.gov and www.eoc.sc.gov as well as school and school district websites. Printed versions are available from school districts upon request.

YEAR	ABSOLUTE RATING	GROWTH RATING	PALMETTO GOLD AND SILVER AWARD		ESEA/FEDERAL ACCOUNTABILITY RATING SYSTEM	
			General Performance	Closing the Gap	ESEA Grade	Accountability Indicator
2013	Average	Average	TBD	TBD	C	N/A
2012	Excellent	Good	Gold	N/A	A	N/A
2011	Good	Excellent	Gold	N/A	Not Met	N/A

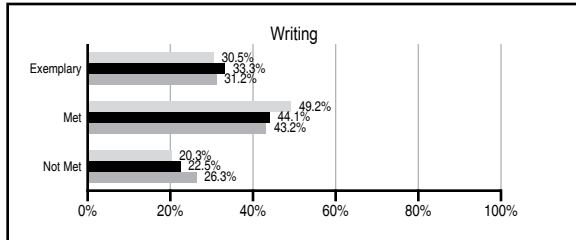
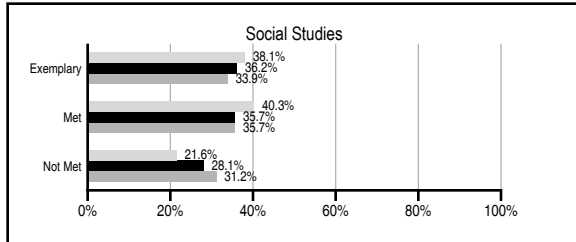
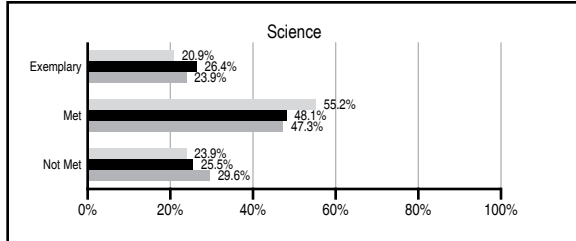
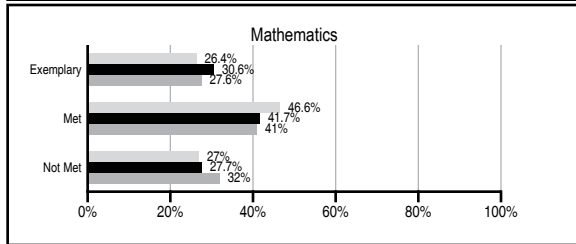
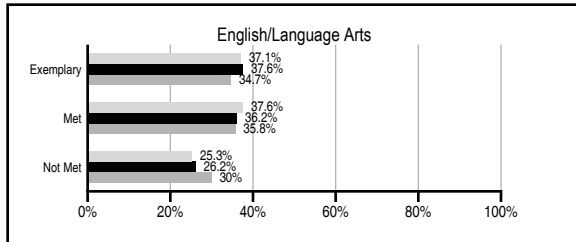
ABSOLUTE RATINGS OF MIDDLE SCHOOLS WITH STUDENTS LIKE OURS*

EXCELLENT	GOOD	AVERAGE	BELOW AVERAGE	AT-RISK
7	22	26	1	1

* Ratings are calculated with data available by 01/15/2014. Schools with Students Like Ours are Middle Schools with Poverty Indices of no more than 5% above or below the index for this school.

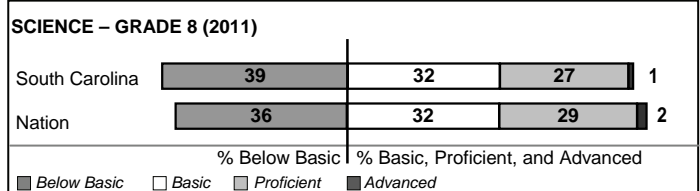


PASS PERFORMANCE

Our School Middle Schools with Students Like Ours Middle schools statewide



NAEP PERFORMANCE*

* Performance reported for SC and nation, data not available at school level. Percentages at NAEP Achievement Levels.



END OF COURSE TESTS - 2013

% of students scoring 70 or above on:	Our Middle School	Middle Schools with Students Like Ours
Algebra 1/Math for the Technologies 2	100.0	95.7
English 1	100.0	93.2
Physical Science	N/A	N/A
US History and the Constitution	N/A	N/A
All Subjects	100.0	95.1

SC PERFORMANCE VISION

By 2020 all students will graduate with the knowledge and skills necessary to compete successfully in the global economy, participate in a democratic society and contribute positively as members of families and communities.

Abbreviations Key

N/A Not Applicable N/AV Not Available N/C Not Collected N/R Not Reported I/S Insufficient Sample TBD To be determined

White Knoll Middle School [Lexington 1]

SCHOOL PROFILE

	Our School	Change from Last Year	Middle Schools with Students Like Ours	Median Middle School
Students (n=771)				
Students enrolled in high school credit courses (grades 7 & 8)	14.0%	Down from 20.9%	27.8%	24.6%
Retention rate	0.5%	Down from 1.3%	0.5%	0.6%
Attendance rate	95.4%	Down from 96.0%	95.9%	95.9%
Served by gifted and talented program	24.6%	N/A	21.4%	18.5%
With disabilities	13.4%	N/A	12.8%	13.0%
Older than usual for grade	2.9%	N/A	4.7%	4.8%
Out-of-school suspensions or expulsions for violent and/or criminal offenses	0.4%	No Change	0.8%	0.6%
Annual dropout rate	0.0%	No Change	0.0%	0.0%
Teachers (n=56)				
Teachers with advanced degrees	67.9%	Down from 69.5%	65.4%	61.5%
Continuing contract teachers	80.4%	Down from 86.4%	83.2%	77.2%
Teachers returning from previous year	86.7%	Down from 90.2%	88.8%	85.9%
Teacher attendance rate	95.8%	Up from 95.0%	94.7%	94.9%
Average teacher salary*	\$48,185	Up 2.5%	\$48,386	\$47,313
Classes not taught by highly qualified teachers	0.0%	No Change	0.2%	2.0%
Professional development days/teacher	8.7 days	Up from 7.0 days	9.5 days	10.1 days
School				
Principal's years at school	1.0	Down from 18.0	4.0	4.0
Student-teacher ratio in core subjects	20.8 to 1	Down from 22.6 to 1	22.6 to 1	22.1 to 1
Prime instructional time	90.5%	Up from 90.2%	89.7%	89.6%
Opportunities in the arts	Excellent	No Change	Good	Good
SACS accreditation	Yes	No Change	Yes	Yes
Parents attending conferences	98.2%	Up from 97.4%	98.6%	99.0%
Character development program	Good	No Change	Excellent	Good
Dollars spent per pupil**	\$7,872	Up 0.2%	\$7,069	\$7,239
Percent of expenditures for instruction**	62.0%	Up from 60.7%	64.0%	63.0%
Percent of expenditures for teacher salaries**	61.0%	Up from 59.5%	61.0%	61.0%
ESEA composite index score	77.5	Down from 90.4	86.8	83.5

* Length of contract = 185+ days.

** Prior year audited financial data available.

EVALUATION RESULTS

	Teachers	Students*	Parents*
Number of surveys returned	49	181	53
Percent satisfied with learning environment	97.9%	68%	88.7%
Percent satisfied with social and physical environment	97.9%	72.4%	80%
Percent satisfied with school-home relations	87.5%	71.3%	80%

*Only students at the highest middle school grade level at this school and their parents were included.

Comprehensive detail, including definitions of ratings, performance criteria, and explanations of status, is available on www.ed.sc.gov and www.eoc.sc.gov as well as school and school district websites.

Printed versions are available from school districts upon request.

REPORT OF PRINCIPAL AND SCHOOL IMPROVEMENT COUNCIL

We are happy to report that White Knoll Middle School students, staff, parents and the community all pulled together for the success of our students during the 2012-2013 school year. While we are still working hard to meet our performance goals in some areas, our students are showing strong improvements on both the Palmetto Assessment of State Standards and the Measures of Academic Progress testing. As a result, on our most recent Annual School Report Card, WKMS received an absolute rating of "Excellent" and a growth rating of "Good." Our Federal Accountability grade for 2012 was an "A," and we were named a Palmetto Gold Award winner for general performance for the third year in a row.

We are excited to offer our students a wide range of course offerings including core classes in language arts, mathematics, science, social studies and world language (Spanish, French, Chinese and Latin). Our fine arts program includes band, orchestra, chorus, drama and dance. Our exploratory offerings include STEM, PE, iCivics, digital literacy, music and technology, and home arts. More than one-third of our students are involved in our fine arts programs, while approximately one-third of our seventh- and eighth-graders participate in interscholastic athletics. Twenty-five eighth-graders were named Junior Scholars this year. One student was named a Duke TIP Scholar, and 100 percent of our students passed end-of-course exams.

We are proud of our facility. The 2011-2012 parent survey suggested that a significant percentage of students and parents were dissatisfied with our school's physical environment; consequently, a major renovation during the summer of 2012 addressed their concerns. The renovation included a secure entrance, paint, carpet, lighting, windows and updates to the learning commons, cafeteria and STEM lab. We are excited about our wonderful up-to-date facility.

In our effort to improve school-home relations, we have worked to increase communications to homes both electronically and by other means. We are also working to focus on a school culture of welcoming parents, reaching out to parents and community, and dedicating ourselves to problem solving.

As always, WKMS remained dedicated to serving our community. Again, we were one of the top fundraising schools in the state for the Leukemia & Lymphoma Society. In the United Way campaign, we more than doubled both our participation numbers and contributions from the previous year. Through the efforts of our students and staff, we also increased our giving for cancer research through Relay For Life.

As we look toward the 2013-2014 school year, we remain focused on student achievement, leadership development and school climate. We welcome the challenge of fully implementing the Common Core State Standards, improving utilization of personal mobile computing devices and continuing our implementation of world language in the core curriculum. Our staff is committed to continuing our tradition of excellence and ensuring that WKMS remains the place "Where Kids Meet Success."

Principal Guy Smith and SIC Chair Keith Jennings

Abbreviations Key

N/A Not Applicable N/AV Not Available N/C Not Collected N/R Not Reported I/S Insufficient Sample TBD To be determined

NI Newly Identified CSI Continuing School Improvement CA Corrective Action RP Plan to Restructure R Restructure DELAY School Improvement Status HOLD School Improvement Status