



# SC Annual School Report Card Summary

Lexington Middle School  
 Lexington 1  
 Grades: 6-8 Enrollment: 830  
 Principal: Ryan T. Pool  
 Superintendent: Dr. Karen C. Woodward  
 Board Chair: Cynthia S. Smith

## PERFORMANCE

Comprehensive detail, including definitions of ratings, performance criteria, and explanations of status, is available on [www.ed.sc.gov](http://www.ed.sc.gov) and [www.eoc.sc.gov](http://www.eoc.sc.gov) as well as school and school district websites. Printed versions are available from school districts upon request.

YEAR	ABSOLUTE RATING	GROWTH RATING	PALMETTO GOLD AND SILVER AWARD		ESEA/FEDERAL ACCOUNTABILITY RATING SYSTEM	
			General Performance	Closing the Gap	ESEA Grade	Accountability Indicator
2013	Excellent	Good	TBD	TBD	A	N/A
2012	Excellent	Excellent	Gold	N/A	A	N/A
2011	Excellent	Excellent	Gold	Silver	Not Met	N/A

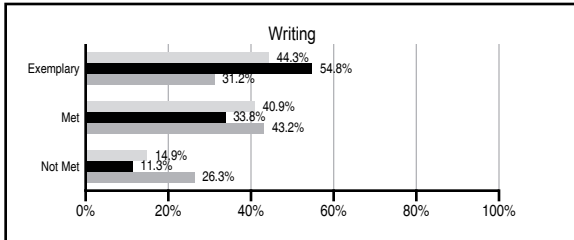
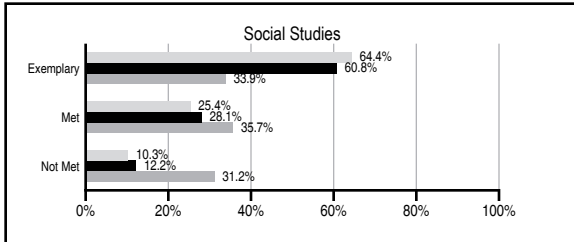
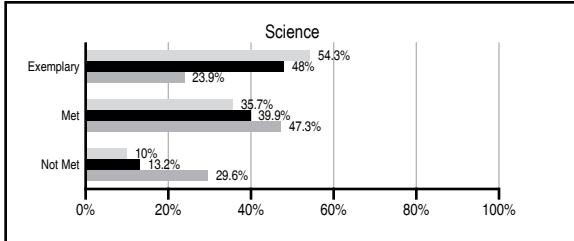
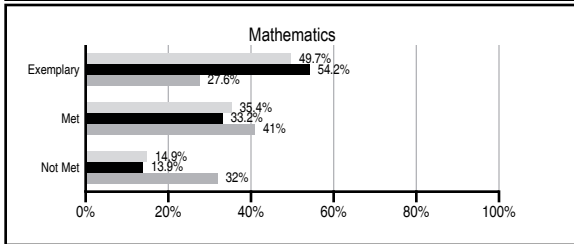
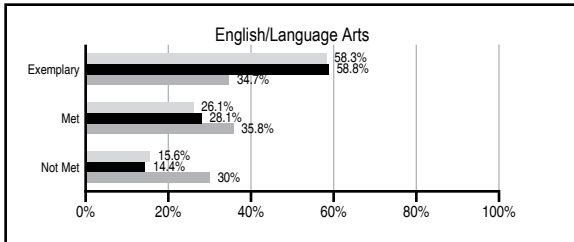
## ABSOLUTE RATINGS OF MIDDLE SCHOOLS WITH STUDENTS LIKE OURS\*

EXCELLENT	GOOD	AVERAGE	BELOW AVERAGE	AT-RISK
10	1	0	0	0

\* Ratings are calculated with data available by 01/15/2014. Schools with Students Like Ours are Middle Schools with Poverty Indices of no more than 5% above or below the index for this school.


## PASS PERFORMANCE

Our School Middle Schools with Students Like Ours Middle schools statewide



## NAEP PERFORMANCE\*

\* Performance reported for SC and nation, data not available at school level. Percentages at NAEP Achievement Levels.



## END OF COURSE TESTS - 2013

% of students scoring 70 or above on:	Our Middle School	Middle Schools with Students Like Ours
Algebra 1/Math for the Technologies 2	100.0	99.6
English 1	99.3	99.6
Physical Science	N/A	N/A
US History and the Constitution	N/A	N/A
All Subjects	99.6	99.5

## SC PERFORMANCE VISION

*By 2020 all students will graduate with the knowledge and skills necessary to compete successfully in the global economy, participate in a democratic society and contribute positively as members of families and communities.*

### Abbreviations Key

N/A Not Applicable N/AV Not Available N/C Not Collected N/R Not Reported I/S Insufficient Sample TBD To be determined

# Lexington Middle School [Lexington 1]

## SCHOOL PROFILE

	Our School	Change from Last Year	Middle Schools with Students Like Ours	Median Middle School
<b>Students (n=830)</b>				
Students enrolled in high school credit courses (grades 7 & 8)	0.0%	Down from 29.5%	30.1%	24.6%
Retention rate	0.4%	Down from 0.8%	0.4%	0.6%
Attendance rate	96.5%	Down from 96.9%	96.4%	95.9%
Served by gifted and talented program	35.8%	N/A	34.2%	18.5%
With disabilities	8.2%	N/A	8.8%	13.0%
Older than usual for grade	1.8%	N/A	1.8%	4.8%
Out-of-school suspensions or expulsions for violent and/or criminal offenses	1.7%	Up from 0.9%	0.5%	0.6%
Annual dropout rate	0.0%	No Change	0.0%	0.0%
<b>Teachers (n=63)</b>				
Teachers with advanced degrees	63.5%	Down from 66.7%	62.1%	61.5%
Continuing contract teachers	90.5%	Up from 87.1%	81.4%	77.2%
Teachers returning from previous year	79.7%	Down from 90.0%	84.5%	85.9%
Teacher attendance rate	94.8%	Down from 95.5%	95.4%	94.9%
Average teacher salary*	\$50,453	Up 3.9%	\$47,678	\$47,313
Classes not taught by highly qualified teachers	0.0%	No Change	3.1%	2.0%
Professional development days/teacher	12.5 days	Up from 9.8 days	11.6 days	10.1 days
<b>School</b>				
Principal's years at school	1.0	Down from 8.0	2.0	4.0
Student-teacher ratio in core subjects	26.0 to 1	Up from 25.5 to 1	23.8 to 1	22.1 to 1
Prime instructional time	89.8%	Down from 91.9%	90.3%	89.6%
Opportunities in the arts	Excellent	No Change	Excellent	Good
SACS accreditation	Yes	No Change	Yes	Yes
Parents attending conferences	100.0%	Up from 94.7%	99.7%	99.0%
Character development program	Excellent	Up from Good	Excellent	Good
Dollars spent per pupil**	\$6,325	Up 2.3%	\$6,432	\$7,239
Percent of expenditures for instruction**	68.0%	Up from 67.6%	66.0%	63.0%
Percent of expenditures for teacher salaries**	66.0%	Down from 66.4%	64.5%	61.0%
ESEA composite index score	90.9	Down from 92.4	93.9	83.5

\* Length of contract = 185+ days.

\*\* Prior year audited financial data available.

## EVALUATION RESULTS

	Teachers	Students*	Parents*
Number of surveys returned	54	252	89
Percent satisfied with learning environment	92.6%	82.1%	85.4%
Percent satisfied with social and physical environment	98.2%	86.9%	85.3%
Percent satisfied with school-home relations	98.1%	91.3%	88.9%

\*Only students at the highest middle school grade level at this school and their parents were included.

Comprehensive detail, including definitions of ratings, performance criteria, and explanations of status, is available on [www.ed.sc.gov](http://www.ed.sc.gov) and [www.eoc.sc.gov](http://www.eoc.sc.gov) as well as school and school district websites.

Printed versions are available from school districts upon request.

## REPORT OF PRINCIPAL AND SCHOOL IMPROVEMENT COUNCIL

In a rapidly changing society, successful organizations must be able to adapt. The 2012-2013 school year at Lexington Middle School brought significant change for our faculty, students and community. With reduced student enrollment, a new block schedule, world language as a core subject and the introduction of one-to-one computing using iPads, we had to redesign almost all LMS operations.

A new administrative team and smaller faculty led to new opportunities for emerging teacher leaders and new leadership teams. We communicated within the school and with our community to inform and educate all stakeholders about our initiatives. The LMS community responded to these changes positively, in ways that benefited students academically and socially.

We will continue to address our challenges through thoughtful, strategic planning. Specifically, we hope to increase practices that promote equitable progress in reading and mathematics, regardless of race or gender. We will also work to use assessments consistently to foster learning for all types of students, not only for those with traditional support systems at home.

LMS celebrated many successes this year. We were recognized with a Palmetto Gold award for academic performance. We received "Excellent" ratings by the state in overall performance and growth, and had 46 Palmetto Junior Scholars and 12 Duke Tip Awards, including one Grand Recognition recipient. Our performing arts programs earned nothing less than "Superiors" in competitions throughout the Southeast. Our volleyball and girls basketball teams celebrated undefeated seasons, and our Math Counts students were recognized as Silver Medal Award winners. LMS Latin Teacher Kimberly Freeman was named Lexington One's Teacher of the Year and will represent our district in the 2014 South Carolina Teacher of the Year competition. We are proud of our students and teachers for continuing Lexington Middle's long tradition of excellence.

Beyond these accomplishments, it is the nature of our students and community that make LMS such a special place. This year, our students led community change by organizing a canned food drive that donated more than 2,100 pounds of food for Harvest Hope Food Bank and raising more than \$17,000 for Relay For Life's battle against cancer. Our Student Council supported the Make-A-Wish Foundation. Our Leo Club supported efforts by the Lexington Lions Club. We value instilling a spirit of student service, and are proud of their efforts and the community support they receive.

Our approaches are guided by fundamentally agreed-upon beliefs, research and expertise about emerging adolescent learners. As stated in our school mission, we strive to be a "safe, caring environment dedicated to promoting the education of each student." We celebrate the accomplishments of our school in all of these areas and eagerly confront the challenges we face as we strive to provide an exemplary experience for all students.

Principal Ryan T. Pool and SIC Chair Pam Cope

### Abbreviations Key

N/A Not Applicable N/AV Not Available N/C Not Collected N/R Not Reported I/S Insufficient Sample TBD To be determined

NI Newly Identified CSI Continuing School Improvement CA Corrective Action RP Plan to Restructure R Restructure DELAY School Improvement Status HOLD School Improvement Status