



SC Annual School Report Card Summary

Lee Central Middle School
 Lee County
 Grades: 5-8 Enrollment: 620
 Principal: Deitra Johnson
 Superintendent: Dr. Cleo F. Richardson
 Board Chair: Ms. Sanya Moses

PERFORMANCE

Comprehensive detail, including definitions of ratings, performance criteria, and explanations of status, is available on www.ed.sc.gov and www.eoc.sc.gov as well as school and school district websites. Printed versions are available from school districts upon request.

YEAR	ABSOLUTE RATING	GROWTH RATING	PALMETTO GOLD AND SILVER AWARD		ESEA/FEDERAL ACCOUNTABILITY RATING SYSTEM	
			General Performance	Closing the Gap	ESEA Grade	Accountability Indicator
2013	At-Risk	Average	TBD	TBD	F	Priority
2012	At-Risk	At-Risk	N/A	N/A	F	Priority
2011	At-Risk	At-Risk	N/A	N/A	Not Met	N/A

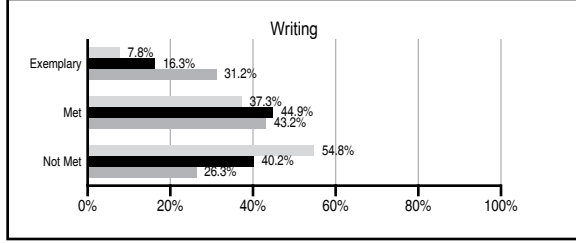
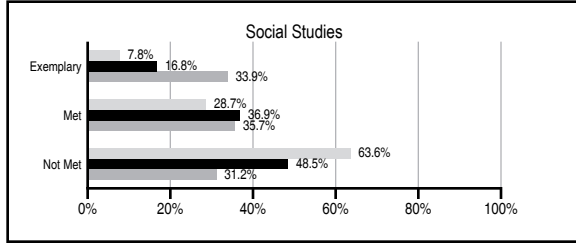
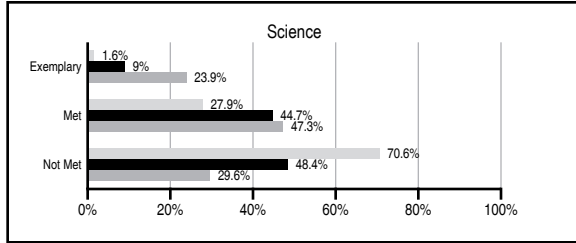
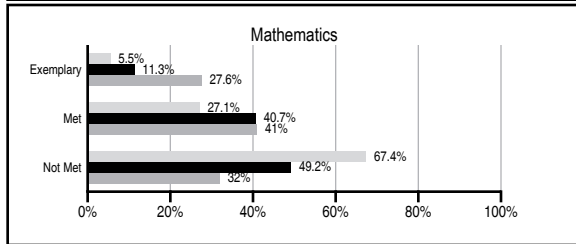
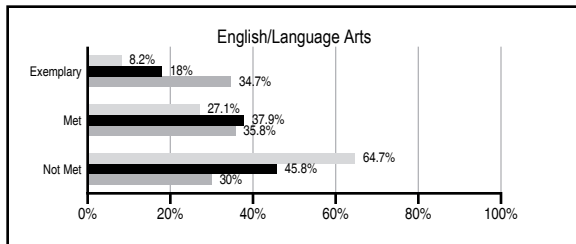
ABSOLUTE RATINGS OF MIDDLE SCHOOLS WITH STUDENTS LIKE OURS*

EXCELLENT	GOOD	AVERAGE	BELOW AVERAGE	AT-RISK
0	0	22	21	15

* Ratings are calculated with data available by 01/15/2014. Schools with Students Like Ours are Middle Schools with Poverty Indices of no more than 5% above or below the index for this school.

PASS PERFORMANCE

Our School Middle Schools with Students Like Ours Middle schools statewide



NAEP PERFORMANCE*

* Performance reported for SC and nation, data not available at school level. Percentages at NAEP Achievement Levels.



END OF COURSE TESTS - 2013

% of students scoring 70 or above on:	Our Middle School	Middle Schools with Students Like Ours
Algebra 1/Math for the Technologies 2	60.9	87.8
English 1	54.2	86.9
Physical Science	N/A	N/A
US History and the Constitution	N/A	N/A
All Subjects	57.4	88.4

SC PERFORMANCE VISION

By 2020 all students will graduate with the knowledge and skills necessary to compete successfully in the global economy, participate in a democratic society and contribute positively as members of families and communities.

Abbreviations Key

N/A Not Applicable N/AV Not Available N/C Not Collected N/R Not Reported I/S Insufficient Sample TBD To be determined

Lee Central Middle School [Lee County]

SCHOOL PROFILE

	Our School	Change from Last Year	Middle Schools with Students Like Ours	Median Middle School
Students (n=620)				
Students enrolled in high school credit courses (grades 7 & 8)	95.9%	Up from 6.7%	14.2%	24.6%
Retention rate	0.2%	No Change	0.7%	0.6%
Attendance rate	97.1%	Up from 96.7%	95.4%	95.9%
Served by gifted and talented program	0.8%	N/A	6.9%	18.5%
With disabilities	15.8%	N/A	16.1%	13.0%
Older than usual for grade	6.0%	N/A	7.6%	4.8%
Out-of-school suspensions or expulsions for violent and/or criminal offenses	0.6%	Down from 1.6%	0.5%	0.6%
Annual dropout rate	0.0%	No Change	0.0%	0.0%
Teachers (n=32)				
Teachers with advanced degrees	53.1%	Down from 53.3%	60.0%	61.5%
Continuing contract teachers	56.3%	Down from 56.7%	65.9%	77.2%
Teachers returning from previous year	70.2%	N/A	78.8%	85.9%
Teacher attendance rate	95.3%	Up from 85.1%	95.3%	94.9%
Average teacher salary*	\$40,418	Up 5.4%	\$44,377	\$47,313
Classes not taught by highly qualified teachers	5.2%	Up from 0.7%	2.7%	2.0%
Professional development days/teacher	1.6 days	Down from 6.2 days	9.3 days	10.1 days
School				
Principal's years at school	5.0	Up from 4.0	3.0	4.0
Student-teacher ratio in core subjects	32.6 to 1	Up from 26.8 to 1	18.4 to 1	22.1 to 1
Prime instructional time	92.0%	Up from 79.0%	89.5%	89.6%
Opportunities in the arts	Poor	No Change	Good	Good
SACS accreditation	Yes	No Change	Yes	Yes
Parents attending conferences	83.9%	Up from 74.4%	98.6%	99.0%
Character development program	N/R	N/R	Excellent	Good
Dollars spent per pupil**	\$4,743	Down 19.0%	\$9,697	\$7,239
Percent of expenditures for instruction**	60.0%	Down from 64.7%	60.0%	63.0%
Percent of expenditures for teacher salaries**	57.0%	Down from 62.7%	54.5%	61.0%
ESEA composite index score	40.6	Up from 28.8	57.1	83.5

* Length of contract = 185+ days.

** Prior year audited financial data available.

EVALUATION RESULTS

	Teachers	Students*	Parents*
Number of surveys returned	27	106	41
Percent satisfied with learning environment	44.4%	57.6%	73.2%
Percent satisfied with social and physical environment	70.3%	64.8%	65.9%
Percent satisfied with school-home relations	33.3%	76.9%	69.2%

*Only students at the highest middle school grade level at this school and their parents were included.

REPORT OF PRINCIPAL AND SCHOOL IMPROVEMENT COUNCIL

The 2012-2013 school year for Lee Central Middle School was one that focused on academic and collective growth for all students. The faculty and staff were actively engaged in a variety of professional development opportunities aimed at improving student achievement. Solution Teams were created to examine the school's student achievement, behavioral modifications, and reading strategies for overall success. Teachers collaborated throughout the school year to analyze state standardized exam scores as well as student performance data on benchmark assessments to monitor student growth.

The Lee Central Middle School leadership team worked in conjunction with a liaison from the State Department of Education to implement strategies and monitor growth rates. The school was actively involved in the implementation of the Success For All reading program to improve reading comprehension for all students. Success For All was taught school-wide in an effort to improve reading skills and regular collaboration with SFA representatives occurred throughout the school year. Professional development activities were centered on a concentrated theme of cohesiveness for building and enhancing student growth and positive rapport. Teachers received training on the Explicit Direct Instruction model in an effort to improve instructional delivery for optimal student learning. School-wide writing Wednesdays were conducted to focus on the preparation and readiness for the PASS writing assessment. In preparation for Common Core implementation, teachers received training at the University of South Carolina Aiken in the area of mathematics.

Stallion Pride was implemented this school year as a reward system for recognizing student academic achievement and display of behavior conducive to a positive school climate. Students were rewarded with a variety of educational enhancing experiences that included field studies to the Myrtle Beach Aquarium, Table Rock State Park, and the State Museum. The Administrators' Book Club was created as a strategy to promote reading and build a sense of academic competition in the student body. Reward ceremonies, parent conferences, and various school activities afforded us the opportunity to connect with the community and strengthen stakeholder relations.

Lee Central Middle School will continue to promote a student centered instructional environment that is data driven and focused on the success of all students.

Deitra Johnson, Principal

Claudette Cain, SIC Chair

Comprehensive detail, including definitions of ratings, performance criteria, and explanations of status, is available on www.ed.sc.gov and www.eoc.sc.gov as well as school and school district websites.

Printed versions are available from school districts upon request.

Abbreviations Key

N/A Not Applicable N/AV Not Available N/C Not Collected N/R Not Reported I/S Insufficient Sample TBD To be determined

NI Newly Identified CSI Continuing School Improvement CA Corrective Action RP Plan to Restructure R Restructure DELAY School Improvement Status HOLD School Improvement Status