



# SC Annual School Report Card Summary

**Bell Street Middle School**  
**Laurens 56**  
**Grades: 6-8** Enrollment: 692  
**Principal: Brenda Romines**  
**Superintendent: David C. O'Shields**  
**Board Chair: Jim Barton**

## PERFORMANCE

Comprehensive detail, including definitions of ratings, performance criteria, and explanations of status, is available on [www.ed.sc.gov](http://www.ed.sc.gov) and [www.eoc.sc.gov](http://www.eoc.sc.gov) as well as school and school district websites. Printed versions are available from school districts upon request.

YEAR	ABSOLUTE RATING	GROWTH RATING	PALMETTO GOLD AND SILVER AWARD		ESEA/FEDERAL ACCOUNTABILITY RATING SYSTEM	
			General Performance	Closing the Gap	ESEA Grade	Accountability Indicator
2013	Average	Average	TBD	TBD	C	N/A
2012	Average	Average	N/A	N/A	B	N/A
2011	Average	Average	Silver	N/A	Not Met	N/A

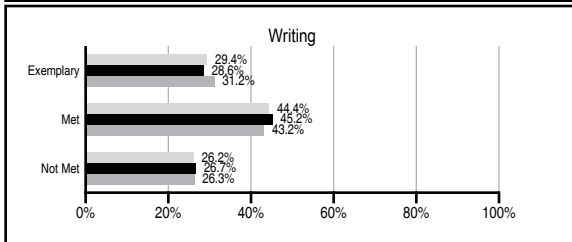
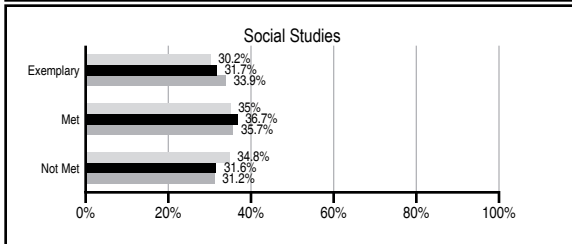
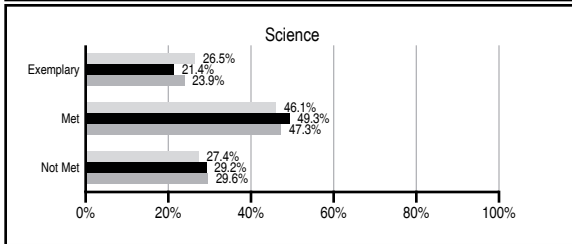
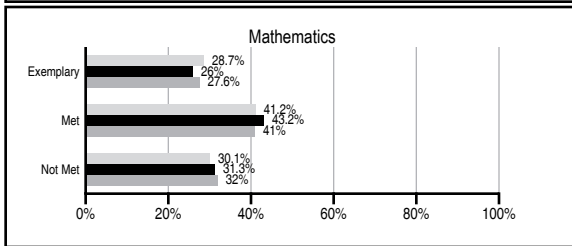
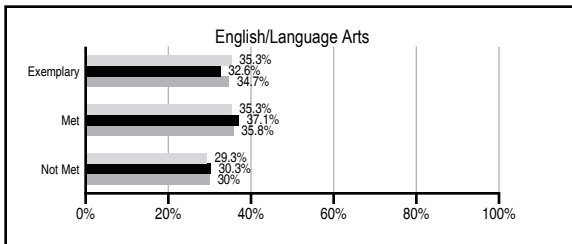
## ABSOLUTE RATINGS OF MIDDLE SCHOOLS WITH STUDENTS LIKE OURS\*

EXCELLENT	GOOD	AVERAGE	BELOW AVERAGE	AT-RISK
3	10	44	2	0

\* Ratings are calculated with data available by 01/15/2014. Schools with Students Like Ours are Middle Schools with Poverty Indices of no more than 5% above or below the index for this school.

## PASS PERFORMANCE

Our School Middle Schools with Students Like Ours Middle schools statewide



## NAEP PERFORMANCE\*

\* Performance reported for SC and nation, data not available at school level. Percentages at NAEP Achievement Levels.



## END OF COURSE TESTS - 2013

% of students scoring 70 or above on:	Our Middle School	Middle Schools with Students Like Ours
Algebra 1/Math for the Technologies 2	94.5	98.3
English 1	78.7	97.5
Physical Science	N/A	N/A
US History and the Constitution	N/A	N/A
All Subjects	87.3	97.9

## SC PERFORMANCE VISION

*By 2020 all students will graduate with the knowledge and skills necessary to compete successfully in the global economy, participate in a democratic society and contribute positively as members of families and communities.*

### Abbreviations Key

N/A Not Applicable N/AV Not Available N/C Not Collected N/R Not Reported I/S Insufficient Sample TBD To be determined

# Bell Street Middle School [Laurens 56]

## SCHOOL PROFILE

	Our School	Change from Last Year	Middle Schools with Students Like Ours	Median Middle School
<b>Students (n=692)</b>				
Students enrolled in high school credit courses (grades 7 & 8)	49.5%	Up from 43.4%	22.7%	24.6%
Retention rate	0.9%	No Change	0.8%	0.6%
Attendance rate	95.7%	Down from 96.0%	95.6%	95.9%
Served by gifted and talented program	20.3%	N/A	18.6%	18.5%
With disabilities	15.1%	N/A	14.0%	13.0%
Older than usual for grade	5.8%	N/A	5.9%	4.8%
Out-of-school suspensions or expulsions for violent and/or criminal offenses	0.1%	Up from 0.0%	0.7%	0.6%
Annual dropout rate	0.0%	No Change	0.0%	0.0%
<b>Teachers (n=41)</b>				
Teachers with advanced degrees	58.5%	Down from 63.6%	58.9%	61.5%
Continuing contract teachers	70.7%	Down from 95.5%	76.4%	77.2%
Teachers returning from previous year	79.8%	Down from 84.5%	85.8%	85.9%
Teacher attendance rate	93.7%	Down from 94.2%	94.7%	94.9%
Average teacher salary*	\$46,516	Up 0.7%	\$46,759	\$47,313
Classes not taught by highly qualified teachers	0.0%	Down from 4.1%	1.6%	2.0%
Professional development days/teacher	12.4 days	Down from 13.0 days	11.1 days	10.1 days
<b>School</b>				
Principal's years at school	1.0	Down from 3.0	5.5	4.0
Student-teacher ratio in core subjects	18.6 to 1	Down from 19.2 to 1	21.9 to 1	22.1 to 1
Prime instructional time	88.3%	Down from 89.2%	89.0%	89.6%
Opportunities in the arts	Good	No Change	Good	Good
SACS accreditation	Yes	No Change	Yes	Yes
Parents attending conferences	97.0%	Down from 97.8%	98.2%	99.0%
Character development program	Average	No Change	Excellent	Good
Dollars spent per pupil**	\$7,549	Down 0.6%	\$7,092	\$7,239
Percent of expenditures for instruction**	63.0%	Down from 63.5%	63.0%	63.0%
Percent of expenditures for teacher salaries**	60.0%	Down from 60.9%	61.0%	61.0%
ESEA composite index score	78.3	Down from 86.0	82.5	83.5

\* Length of contract = 185+ days.

\*\* Prior year audited financial data available.

## EVALUATION RESULTS

	Teachers	Students*	Parents*
Number of surveys returned	47	219	82
Percent satisfied with learning environment	93.6%	69.9%	80.4%
Percent satisfied with social and physical environment	93.6%	73.8%	77.8%
Percent satisfied with school-home relations	80.8%	84.3%	78.8%

\*Only students at the highest middle school grade level at this school and their parents were included.

## REPORT OF PRINCIPAL AND SCHOOL IMPROVEMENT COUNCIL

The 2012-2013 school year at Bell Street Middle School has been a year of growth and accomplishments. Approximately 700 students are served on two campuses. 100 of our 8th graders are served in the Institute for Students Advancement Program at Clinton High School. The effective planning by administration, teachers, parents, students, and district operations staff helped to set the foundation for a productive school year.

The teachers began the school year with professional development in Lions Quest Curriculum to develop structures to engage students in the classroom and increase character education development. Our Math and Science teachers are a part of a research pilot study sponsored by Boeing called the IQ-MS project. Teachers learn instructional strategies in disciplinary literacy to increase academic performance in science and math. Our Language Arts teachers were a part of the South Carolina Literacy Matters project. Teachers used data to inform instructional decision-making in reading classrooms. Many of our struggling students had the opportunity to participate in the FSL, the Facilitate Student Learning program. This program gave extra time during the day and after school for extra help in specific learning areas. Bell Street Middle School continues to learn and grow as a part of the South Carolina Teacher Advancement Program. Teachers are working together to increase classroom instruction and learning on a weekly basis during TAP cluster meetings.

Bell Street Middle School has a rich tradition of honoring and celebrating success. Our volleyball team was awarded Little River Conference Champions. Our Science Olympiad team won the state championship for the 11th year in a row. Our Special Olympic Teams earned many medals throughout the state in various competitions. The members of our band were outstanding with top recognitions at competitions. In the arts, athletics, and academics many students were recognized for their hard work and accomplishments.

We are so proud of our students and staff at Bell Street Middle School and look forward to building upon the goals and accomplishments of the 2012-2013 school year. At Bell Street Middle School, we aim to produce ethical and productive citizens by achieving excellence, embracing innovation, and forging new traditions.

Brenda Romines  
Principal

Comprehensive detail, including definitions of ratings, performance criteria, and explanations of status, is available on [www.ed.sc.gov](http://www.ed.sc.gov) and [www.eoc.sc.gov](http://www.eoc.sc.gov) as well as school and school district websites.

Printed versions are available from school districts upon request.

### Abbreviations Key

N/A Not Applicable N/AV Not Available N/C Not Collected N/R Not Reported I/S Insufficient Sample TBD To be determined  
NI Newly Identified CSI Continuing School Improvement CA Corrective Action RP Plan to Restructure R Restructure DELAY School Improvement Status HOLD School Improvement Status