



SC Annual School Report Card Summary

Gray Court-Owings Middle School
Laurens 55
Grades: 6-8 Enrollment: 229
Principal: Marilyn Ramsey
Superintendent: Dr. Billy R. Strickland
Board Chair: Mrs. Susan Calhoun-Ware

PERFORMANCE

Comprehensive detail, including definitions of ratings, performance criteria, and explanations of status, is available on www.ed.sc.gov and www.eoc.sc.gov as well as school and school district websites. Printed versions are available from school districts upon request.

YEAR	ABSOLUTE RATING	GROWTH RATING	PALMETTO GOLD AND SILVER AWARD		ESEA/FEDERAL ACCOUNTABILITY RATING SYSTEM	
			General Performance	Closing the Gap	ESEA Grade	Accountability Indicator
2013	Average	Excellent	TBD	TBD	B	N/A
2012	Average	Excellent	Gold	N/A	A	N/A
2011	Average	Average	Silver	Silver	Not Met	N/A

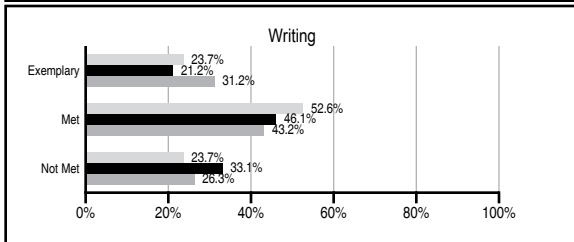
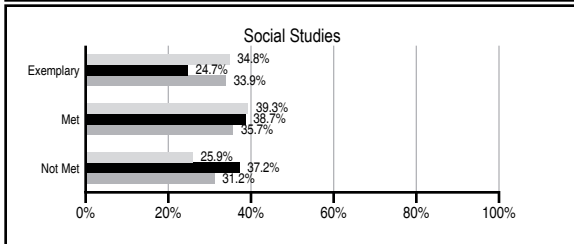
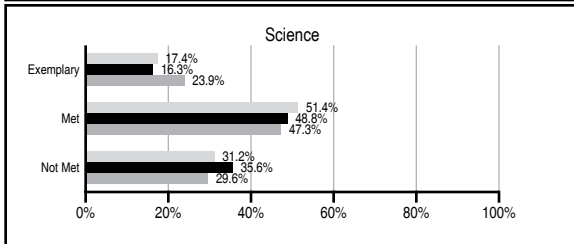
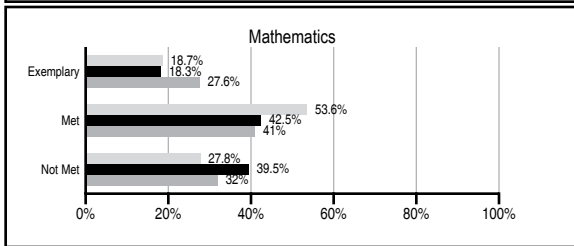
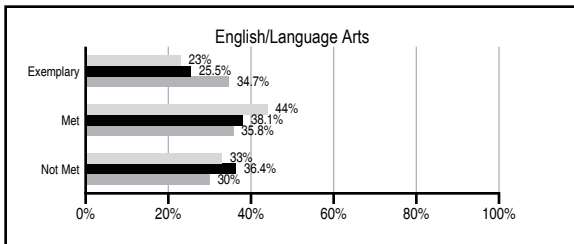
ABSOLUTE RATINGS OF MIDDLE SCHOOLS WITH STUDENTS LIKE OURS*

EXCELLENT	GOOD	AVERAGE	BELOW AVERAGE	AT-RISK
0	1	42	13	0

* Ratings are calculated with data available by 01/15/2014. Schools with Students Like Ours are Middle Schools with Poverty Indices of no more than 5% above or below the index for this school.

PASS PERFORMANCE

Our School
 Middle Schools with Students Like Ours
 Middle schools statewide



NAEP PERFORMANCE*

* Performance reported for SC and nation, data not available at school level. Percentages at NAEP Achievement Levels.



END OF COURSE TESTS - 2013

% of students scoring 70 or above on:	Our Middle School	Middle Schools with Students Like Ours
Algebra 1/Math for the Technologies 2	95.0	95.6
English 1	95.0	90.3
Physical Science	N/A	N/A
US History and the Constitution	N/A	N/A
All Subjects	95.0	95.5

SC PERFORMANCE VISION

By 2020 all students will graduate with the knowledge and skills necessary to compete successfully in the global economy, participate in a democratic society and contribute positively as members of families and communities.

Abbreviations Key

N/A Not Applicable N/AV Not Available N/C Not Collected N/R Not Reported I/S Insufficient Sample TBD To be determined

Gray Court-Owings Middle School [Laurens 55]

SCHOOL PROFILE

	Our School	Change from Last Year	Middle Schools with Students Like Ours	Median Middle School
Students (n=229)				
Students enrolled in high school credit courses (grades 7 & 8)	18.7%	Down from 21.3%	19.2%	24.6%
Retention rate	0.0%	Down from 1.8%	0.9%	0.6%
Attendance rate	95.8%	Down from 96.0%	95.6%	95.9%
Served by gifted and talented program	21.1%	N/A	13.3%	18.5%
With disabilities	13.0%	N/A	14.2%	13.0%
Older than usual for grade	12.6%	N/A	6.2%	4.8%
Out-of-school suspensions or expulsions for violent and/or criminal offenses	0.0%	Down from 0.5%	0.7%	0.6%
Annual dropout rate	0.0%	No Change	0.0%	0.0%
Teachers (n=16)				
Teachers with advanced degrees	50.0%	Up from 46.7%	60.6%	61.5%
Continuing contract teachers	68.8%	Down from 93.3%	73.3%	77.2%
Teachers returning from previous year	90.1%	Up from 84.8%	84.6%	85.9%
Teacher attendance rate	92.1%	Up from 91.8%	94.5%	94.9%
Average teacher salary*	\$45,420	Up 5.2%	\$46,193	\$47,313
Classes not taught by highly qualified teachers	0.0%	No Change	2.0%	2.0%
Professional development days/teacher	11.6 days	Down from 12.8 days	11.0 days	10.1 days
School				
Principal's years at school	14.0	No Change	4.0	4.0
Student-teacher ratio in core subjects	23.4 to 1	Up from 20.7 to 1	20.8 to 1	22.1 to 1
Prime instructional time	86.4%	Down from 87.1%	88.7%	89.6%
Opportunities in the arts	Good	No Change	Good	Good
SACS accreditation	Yes	No Change	Yes	Yes
Parents attending conferences	100.0%	Up from 99.4%	99.1%	99.0%
Character development program	Excellent	No Change	Good	Good
Dollars spent per pupil**	\$8,489	Up 9.3%	\$7,337	\$7,239
Percent of expenditures for instruction**	51.0%	Down from 52.4%	63.0%	63.0%
Percent of expenditures for teacher salaries**	51.0%	Down from 52.0%	60.0%	61.0%
ESEA composite index score	88.7	Down from 99.9	73.2	83.5

* Length of contract = 185+ days.

** Prior year audited financial data available.

REPORT OF PRINCIPAL AND SCHOOL IMPROVEMENT COUNCIL

At Gray Court-Owings Middle School, we have been working diligently to prepare students for the 21st century. We want our students to be effective communicators, collaborators, critical thinkers, and creative individuals. Our focus for the school year has been on reading informational text. Some of the resources that we used to motivate student learning included Time for Kids, Reading for Real, and current event stories, such as KONY 2012 and Post-Traumatic Stress Disorder. We offered math and reading assistance to students struggling to meet grade level expectations. Algebra and Honors English classes were offered to eighth graders who excelled in mathematics and/or language arts. Our teachers set goals for increasing the number of students scoring Exemplary on the state assessment (PASS). They identified strategies that they would use to show improvement for each student. We incorporated technology into our lessons. Students participated in keyboarding classes and used Study Island and First in Math to reinforce their learning. Our business partner, Vulcan Materials, provided funding for student rewards. Also, our School Improvement Council (SIC) collected and donated incentives for students who showed improvement academically and for students who demonstrated good citizenship. Our school received the Palmetto Silver Award for outstanding student achievement and for closing the achievement gap. We recognize that it takes the entire community working together for our school to be successful! We will continue to utilize every resource available to help us provide equity and excellence in educational opportunities for each learner.

Dawn Eiff, SIC Chairperson
Ramsey, Principal

Marilyn

EVALUATION RESULTS

	Teachers	Students*	Parents*
Number of surveys returned	15	64	43
Percent satisfied with learning environment	100%	89%	79%
Percent satisfied with social and physical environment	100%	88.9%	77.3%
Percent satisfied with school-home relations	86.7%	86%	77.3%

*Only students at the highest middle school grade level at this school and their parents were included.

Comprehensive detail, including definitions of ratings, performance criteria, and explanations of status, is available on www.ed.sc.gov and www.eoc.sc.gov as well as school and school district websites.

Printed versions are available from school districts upon request.

Abbreviations Key

N/A Not Applicable N/AV Not Available N/C Not Collected N/R Not Reported I/S Insufficient Sample TBD To be determined

NI Newly Identified CSI Continuing School Improvement CA Corrective Action RP Plan to Restructure R Restructure DELAY School Improvement Status HOLD School Improvement Status