



SC Annual School Report Card Summary

Buford Middle School
Lancaster County
Grades: 6-8 Enrollment: 477
Principal: Sheryl H. Wells
Superintendent: Dr. Richard E. Moore
Board Chair: Mr. Robert Parker

PERFORMANCE

Comprehensive detail, including definitions of ratings, performance criteria, and explanations of status, is available on www.ed.sc.gov and www.eoc.sc.gov as well as school and school district websites. Printed versions are available from school districts upon request.

YEAR	ABSOLUTE RATING	GROWTH RATING	PALMETTO GOLD AND SILVER AWARD		ESEA/FEDERAL ACCOUNTABILITY RATING SYSTEM	
			General Performance	Closing the Gap	ESEA Grade	Accountability Indicator
2013	Average	Average	TBD	TBD	B	N/A
2012	Average	Good	Silver	N/A	B	N/A
2011	Average	Average	Silver	N/A	Not Met	N/A

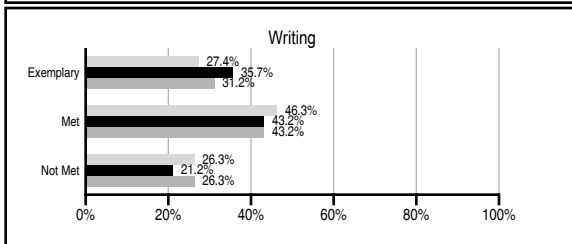
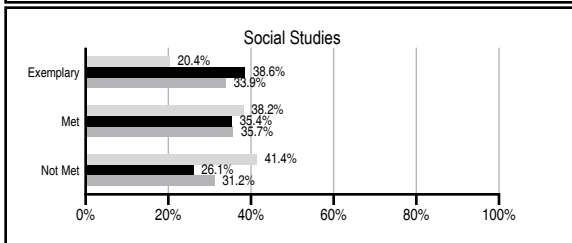
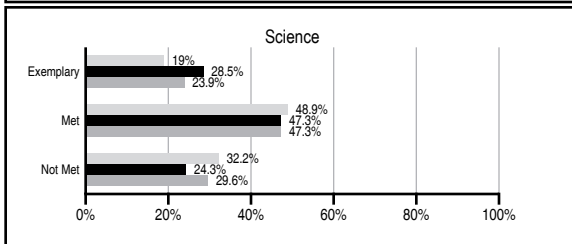
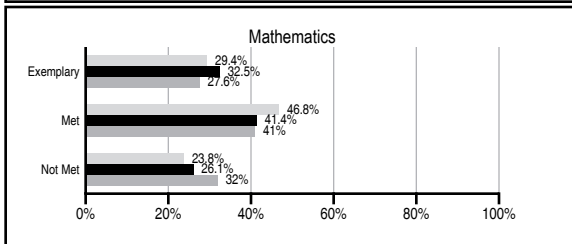
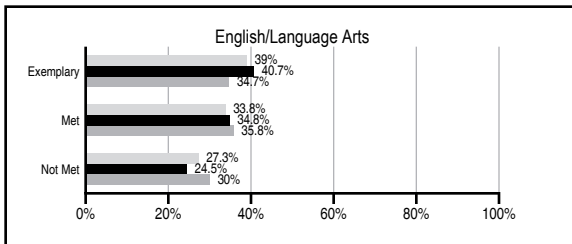
ABSOLUTE RATINGS OF MIDDLE SCHOOLS WITH STUDENTS LIKE OURS*

EXCELLENT	GOOD	AVERAGE	BELOW AVERAGE	AT-RISK
10	20	17	1	0

* Ratings are calculated with data available by 01/15/2014. Schools with Students Like Ours are Middle Schools with Poverty Indices of no more than 5% above or below the index for this school.


PASS PERFORMANCE

Our School
 Middle Schools with Students Like Ours
 Middle schools statewide



NAEP PERFORMANCE*

* Performance reported for SC and nation, data not available at school level. Percentages at NAEP Achievement Levels.



END OF COURSE TESTS - 2013

% of students scoring 70 or above on:	Our Middle School	Middle Schools with Students Like Ours
Algebra 1/Math for the Technologies 2	100.0	97.2
English 1	N/A	93.8
Physical Science	N/A	N/A
US History and the Constitution	N/A	0
All Subjects	100.0	96.8

SC PERFORMANCE VISION

By 2020 all students will graduate with the knowledge and skills necessary to compete successfully in the global economy, participate in a democratic society and contribute positively as members of families and communities.

Abbreviations Key

N/A Not Applicable N/AV Not Available N/C Not Collected N/R Not Reported I/S Insufficient Sample TBD To be determined

Buford Middle School [Lancaster County]

SCHOOL PROFILE

	Our School	Change from Last Year	Middle Schools with Students Like Ours	Median Middle School
Students (n=477)				
Students enrolled in high school credit courses (grades 7 & 8)	17.8%	Down from 27.8%	25.9%	24.6%
Retention rate	0.0%	Down from 0.2%	0.5%	0.6%
Attendance rate	95.4%	Down from 95.5%	96.1%	95.9%
Served by gifted and talented program	20.7%	N/A	21.4%	18.5%
With disabilities	11.8%	N/A	11.2%	13.0%
Older than usual for grade	5.2%	N/A	4.0%	4.8%
Out-of-school suspensions or expulsions for violent and/or criminal offenses	3.8%	Up from 0.0%	0.8%	0.6%
Annual dropout rate	0.0%	No Change	0.0%	0.0%
Teachers (n=27)				
Teachers with advanced degrees	81.5%	Down from 84.6%	62.5%	61.5%
Continuing contract teachers	100.0%	Up from 96.2%	79.3%	77.2%
Teachers returning from previous year	96.2%	Up from 94.0%	88.2%	85.9%
Teacher attendance rate	94.4%	Down from 95.0%	94.5%	94.9%
Average teacher salary*	\$54,190	Up 5.2%	\$47,642	\$47,313
Classes not taught by highly qualified teachers	2.7%	Down from 4.4%	0.0%	2.0%
Professional development days/teacher	14.5 days	Up from 11.2 days	11.3 days	10.1 days
School				
Principal's years at school	8.0	Up from 7.0	3.0	4.0
Student-teacher ratio in core subjects	26.0 to 1	Down from 26.6 to 1	22.6 to 1	22.1 to 1
Prime instructional time	86.0%	Down from 88.2%	89.7%	89.6%
Opportunities in the arts	Excellent	Up from Good	Good	Good
SACS accreditation	Yes	No Change	Yes	Yes
Parents attending conferences	96.1%	Down from 100.0%	99.0%	99.0%
Character development program	Excellent	No Change	Excellent	Good
Dollars spent per pupil**	\$6,534	Up 3.6%	\$6,842	\$7,239
Percent of expenditures for instruction**	66.0%	Up from 65.3%	64.0%	63.0%
Percent of expenditures for teacher salaries**	65.0%	Up from 64.2%	61.5%	61.0%
ESEA composite index score	83.2	Down from 87.4	87.1	83.5

* Length of contract = 185+ days.

** Prior year audited financial data available.

EVALUATION RESULTS

	Teachers	Students*	Parents*
Number of surveys returned	33	138	75
Percent satisfied with learning environment	100%	79.7%	89.4%
Percent satisfied with social and physical environment	100.1%	83.2%	84%
Percent satisfied with school-home relations	93.8%	89.8%	80%

*Only students at the highest middle school grade level at this school and their parents were included.

REPORT OF PRINCIPAL AND SCHOOL IMPROVEMENT COUNCIL

Buford Middle School's theme for the 2012-2013 school year was "Superhero . Bee all you can Bee." This Superhero theme was used in all aspects of our school life. Teachers dressed as their favorite superheroes and students wrote about their personal superhero. All students were encouraged to become hometown heroes as we worked with our character education program. Many students won "Buzz Worthy" awards for going above and beyond that which is expected.

Buford Middle School sponsored a Bullying Awareness Week. During this week, discussions were held regarding all types of bullying and what students could do to stop bullying from occurring. Every student at our school was presented a No Bullying t-shirt to wear on t-shirt Thursdays. We began our 5th year of our summer reading program. Buford Middle School is a literacy based school and we promote reading in all subject areas. We recognize our top readers three times a year. We participate in at least 2 school-wide reads and follow with school wide writes. We have had great success with our reading program.

Each grade level held a family night again this year. Sixth grade changed their family night to an Olympic awareness night. Seventh grade held a health fair and eighth grade conducted a career fair and a poetry gala. All events were very well attended by our parents.

Buford Middle School encourages our students to give back to the community. We held a can food drive for Hope of Lancaster, raised money for Relay for Life, helped conduct the Survivor Luncheon for Relay for Life, and raised money for St. Jude's Research Hospital.

Our school garnered many honors this year. Many of our students were named National Junior Scholars or Duke Tip Scholars. Our National Junior Beta Club grew by 28 students. Many of our teachers were recognized as Celebrate Great Teaching nominees and we had two teachers win the "My Favorite Teacher" contest sponsored by the Lancaster News. We received the prestigious "Palmetto Silver Award" for an increase in our test scores. We appreciate the support our parents and community provide to us. Working together we can achieve great goals.

Sheryl H. Wells – Principal

Melissa Knight - School Improvement Chair

Comprehensive detail, including definitions of ratings, performance criteria, and explanations of status, is available on www.ed.sc.gov and www.eoc.sc.gov as well as school and school district websites.

Printed versions are available from school districts upon request.

Abbreviations Key

N/A Not Applicable N/AV Not Available N/C Not Collected N/R Not Reported I/S Insufficient Sample TBD To be determined

NI Newly Identified CSI Continuing School Improvement CA Corrective Action RP Plan to Restructure R Restructure DELAY School Improvement Status HOLD School Improvement Status