



SC Annual School Report Card Summary

Andrew Jackson Middle School
 Lancaster County
 Grades: 6-8 Enrollment: 514
 Principal: Daryl Hinson
 Superintendent: Dr. Richard E. Moore
 Board Chair: Mr. Robert Parker

PERFORMANCE

Comprehensive detail, including definitions of ratings, performance criteria, and explanations of status, is available on www.ed.sc.gov and www.eoc.sc.gov as well as school and school district websites. Printed versions are available from school districts upon request.

YEAR	ABSOLUTE RATING	GROWTH RATING	PALMETTO GOLD AND SILVER AWARD		ESEA/FEDERAL ACCOUNTABILITY RATING SYSTEM	
			General Performance	Closing the Gap	ESEA Grade	Accountability Indicator
2013	Average	Average	TBD	TBD	C	N/A
2012	Average	Average	N/A	N/A	B	N/A
2011	Average	Good	Silver	N/A	Not Met	N/A

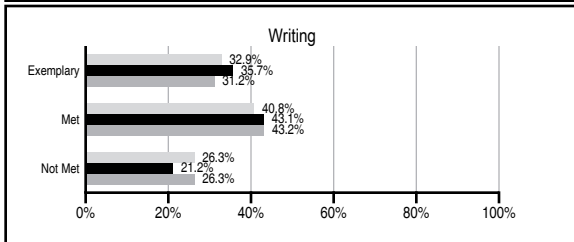
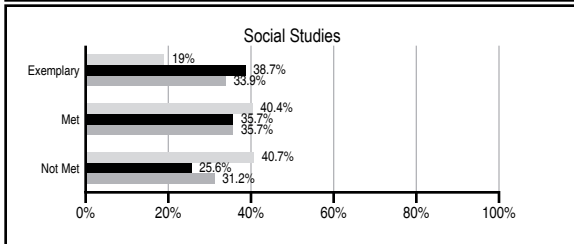
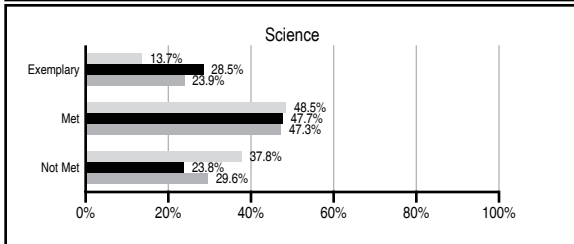
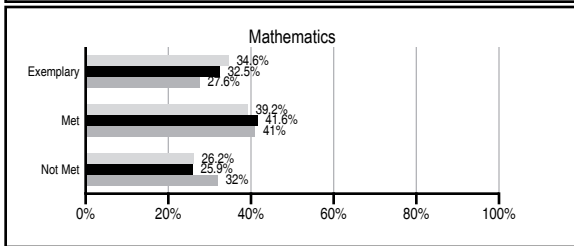
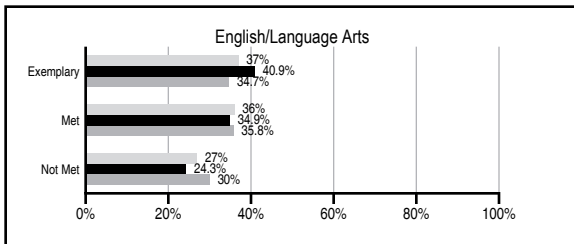
ABSOLUTE RATINGS OF MIDDLE SCHOOLS WITH STUDENTS LIKE OURS*

EXCELLENT	GOOD	AVERAGE	BELOW AVERAGE	AT-RISK
9	21	15	1	0

* Ratings are calculated with data available by 01/15/2014. Schools with Students Like Ours are Middle Schools with Poverty Indices of no more than 5% above or below the index for this school.

PASS PERFORMANCE

Our School Middle Schools with Students Like Ours Middle schools statewide



NAEP PERFORMANCE*

* Performance reported for SC and nation, data not available at school level. Percentages at NAEP Achievement Levels.



END OF COURSE TESTS - 2013

% of students scoring 70 or above on:	Our Middle School	Middle Schools with Students Like Ours
Algebra 1/Math for the Technologies 2	98.9	97.2
English 1	N/A	94.1
Physical Science	N/A	N/A
US History and the Constitution	N/A	0
All Subjects	98.9	97.0

SC PERFORMANCE VISION

By 2020 all students will graduate with the knowledge and skills necessary to compete successfully in the global economy, participate in a democratic society and contribute positively as members of families and communities.

Abbreviations Key

N/A Not Applicable N/AV Not Available N/C Not Collected N/R Not Reported I/S Insufficient Sample TBD To be determined

Andrew Jackson Middle School [Lancaster County]

SCHOOL PROFILE

	Our School	Change from Last Year	Middle Schools with Students Like Ours	Median Middle School
Students (n=514)				
Students enrolled in high school credit courses (grades 7 & 8)	25.4%	Down from 45.6%	25.9%	24.6%
Retention rate	0.0%	No Change	0.5%	0.6%
Attendance rate	96.3%	Down from 96.6%	96.1%	95.9%
Served by gifted and talented program	17.5%	N/A	21.4%	18.5%
With disabilities	14.1%	N/A	11.2%	13.0%
Older than usual for grade	2.9%	N/A	4.0%	4.8%
Out-of-school suspensions or expulsions for violent and/or criminal offenses	5.1%	Up from 2.3%	0.8%	0.6%
Annual dropout rate	0.0%	No Change	0.0%	0.0%
Teachers (n=31)				
Teachers with advanced degrees	61.3%	Up from 57.1%	64.7%	61.5%
Continuing contract teachers	77.4%	Up from 64.3%	80.4%	77.2%
Teachers returning from previous year	90.0%	Up from 85.1%	88.5%	85.9%
Teacher attendance rate	96.6%	Up from 96.1%	94.5%	94.9%
Average teacher salary*	\$46,313	Up 7.7%	\$47,349	\$47,313
Classes not taught by highly qualified teachers	4.7%	Up from 2.5%	0.0%	2.0%
Professional development days/teacher	7.5 days	Down from 11.5 days	11.3 days	10.1 days
School				
Principal's years at school	1.0	Down from 12.0	3.0	4.0
Student-teacher ratio in core subjects	27.6 to 1	Up from 27.4 to 1	22.6 to 1	22.1 to 1
Prime instructional time	90.9%	Down from 91.6%	89.7%	89.6%
Opportunities in the arts	Excellent	No Change	Good	Good
SACS accreditation	Yes	No Change	Yes	Yes
Parents attending conferences	93.6%	Down from 97.9%	98.6%	99.0%
Character development program	Average	Down from Good	Good	Good
Dollars spent per pupil**	\$5,513	Down 4.8%	\$6,725	\$7,239
Percent of expenditures for instruction**	63.0%	Down from 63.5%	65.0%	63.0%
Percent of expenditures for teacher salaries**	61.0%	Down from 61.4%	62.0%	61.0%
ESEA composite index score	74.5	Down from 83.1	87.1	83.5

* Length of contract = 185+ days.

** Prior year audited financial data available.

EVALUATION RESULTS

	Teachers	Students*	Parents*
Number of surveys returned	18	162	71
Percent satisfied with learning environment	72.2%	71.6%	87.3%
Percent satisfied with social and physical environment	89.5%	78.9%	88.7%
Percent satisfied with school-home relations	73.7%	89.6%	78.3%

*Only students at the highest middle school grade level at this school and their parents were included.

REPORT OF PRINCIPAL AND SCHOOL IMPROVEMENT COUNCIL

We, at Andrew Jackson Middle School, continue to move forward with academic success and school-wide improvements. As a school, we seem to always be just a few points or only one goal/performance away from making AYP. Our state report card of a "B" is not where we want to be and we will continue to work to make improvements. We recognize the need to target those weak areas and to continue our efforts, but at the same time we have reason to celebrate our progress. We continue to evaluate all programs and practices for insight and growth with the hope that this will help us meet the elevated state standards for AYP in 2013 and beyond. Our school and district initiative in streamlining programs and policies through professional learning communities and schools has created an atmosphere of coherence and determination at every level and function. Collectively we are putting children first as we strive to succeed for them and their future. With the curriculum changes coming via the Common Core Standards, our teachers are beginning the process of integrating those changes into their teaching.

We continue here at AJMS to embrace the ideology of teaching and learning together in and through the Arts. Our students and staff continue to create and cultivate a community of learners and a climate of learning that is rich in family and service. Our signature programs in the arts reach many students and give the community and school a point of common interest that touches all facets of our daily lives. The Veteran's day program brought in nearly 125 county veterans to be honored by students' performances directed at upholding veterans, their families, and their contributions to our freedom. Our International Festival not only drew crowds near 500 people but allowed our teachers to integrate information about other countries through teaching and projects. These projects were on exhibit during our festival. Our Black History program did the same with respect to the diversity and unity in our school community. Our goal at AJMS is to provide academic and arts-focused opportunities that align with our mission of creating life-long learners.

Daryl Hinson, Principal and Traci Scott, Chairperson School Improvement Council

Comprehensive detail, including definitions of ratings, performance criteria, and explanations of status, is available on www.ed.sc.gov and www.eoc.sc.gov as well as school and school district websites.

Printed versions are available from school districts upon request.

Abbreviations Key

N/A Not Applicable N/AV Not Available N/C Not Collected N/R Not Reported I/S Insufficient Sample TBD To be determined

NI Newly Identified CSI Continuing School Improvement CA Corrective Action RP Plan to Restructure R Restructure DELAY School Improvement Status HOLD School Improvement Status