

SC Annual School Report Card Summary

South Middle School
 Lancaster County
 Grades: 6-8 Enrollment: 604
 Principal: Joyce Crimminger
 Superintendent: Dr. Richard E. Moore
 Board Chair: Mr. Robert Parker

PERFORMANCE

Comprehensive detail, including definitions of ratings, performance criteria, and explanations of status, is available on www.ed.sc.gov and www.eoc.sc.gov as well as school and school district websites. Printed versions are available from school districts upon request.

YEAR	ABSOLUTE RATING	GROWTH RATING	PALMETTO GOLD AND SILVER AWARD		ESEA/FEDERAL ACCOUNTABILITY RATING SYSTEM	
			General Performance	Closing the Gap	ESEA Grade	Accountability Indicator
2013	Average	Average	TBD	TBD	A	N/A
2012	Average	Average	N/A	N/A	B	N/A
2011	Average	Average	Silver	N/A	Not Met	N/A

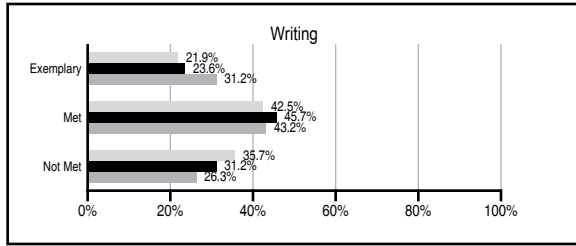
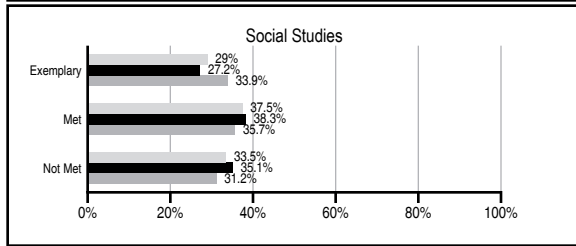
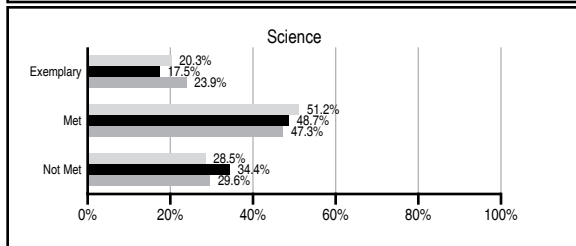
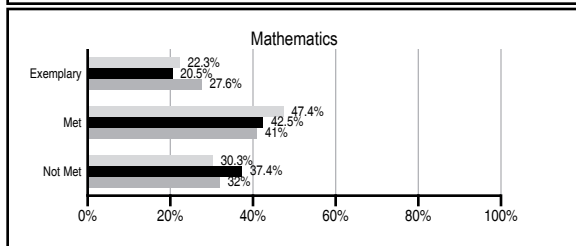
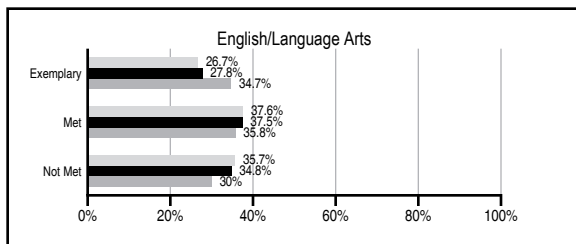
ABSOLUTE RATINGS OF MIDDLE SCHOOLS WITH STUDENTS LIKE OURS*

EXCELLENT	GOOD	AVERAGE	BELOW AVERAGE	AT-RISK
0	3	46	8	0

* Ratings are calculated with data available by 01/15/2014. Schools with Students Like Ours are Middle Schools with Poverty Indices of no more than 5% above or below the index for this school.

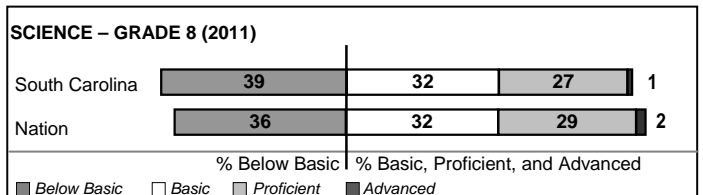


PASS PERFORMANCE

Our School Middle Schools with Students Like Ours Middle schools statewide



NAEP PERFORMANCE*

* Performance reported for SC and nation, data not available at school level. Percentages at NAEP Achievement Levels.



END OF COURSE TESTS - 2013

% of students scoring 70 or above on:	Our Middle School	Middle Schools with Students Like Ours
Algebra 1/Math for the Technologies 2	95.5	96.0
English 1	N/A	93.7
Physical Science	N/A	N/A
US History and the Constitution	N/A	N/A
All Subjects	95.5	96.1

SC PERFORMANCE VISION

By 2020 all students will graduate with the knowledge and skills necessary to compete successfully in the global economy, participate in a democratic society and contribute positively as members of families and communities.

Abbreviations Key

N/A Not Applicable N/AV Not Available N/C Not Collected N/R Not Reported I/S Insufficient Sample TBD To be determined

South Middle School [Lancaster County]

SCHOOL PROFILE

	Our School	Change from Last Year	Middle Schools with Students Like Ours	Median Middle School
Students (n=604)				
Students enrolled in high school credit courses (grades 7 & 8)	19.6%	Down from 26.1%	22.7%	24.6%
Retention rate	0.2%	No Change	0.8%	0.6%
Attendance rate	95.9%	No Change	95.6%	95.9%
Served by gifted and talented program	10.8%	N/A	15.8%	18.5%
With disabilities	13.0%	N/A	14.2%	13.0%
Older than usual for grade	4.3%	N/A	5.8%	4.8%
Out-of-school suspensions or expulsions for violent and/or criminal offenses	0.7%	Down from 2.7%	0.7%	0.6%
Annual dropout rate	0.0%	No Change	0.0%	0.0%
Teachers (n=38)				
Teachers with advanced degrees	71.1%	Up from 60.5%	58.9%	61.5%
Continuing contract teachers	76.3%	Down from 81.6%	75.0%	77.2%
Teachers returning from previous year	88.6%	Up from 88.0%	85.4%	85.9%
Teacher attendance rate	96.1%	Up from 95.5%	94.6%	94.9%
Average teacher salary*	\$46,591	Up 4.7%	\$46,605	\$47,313
Classes not taught by highly qualified teachers	1.5%	Up from 0.7%	1.7%	2.0%
Professional development days/teacher	12.4 days	Down from 16.3 days	11.3 days	10.1 days
School				
Principal's years at school	8.0	Up from 7.0	4.0	4.0
Student-teacher ratio in core subjects	24.4 to 1	Up from 23.8 to 1	22.0 to 1	22.1 to 1
Prime instructional time	90.9%	Up from 89.7%	88.9%	89.6%
Opportunities in the arts	Good	No Change	Good	Good
SACS accreditation	Yes	No Change	Yes	Yes
Parents attending conferences	76.7%	Down from 83.7%	98.3%	99.0%
Character development program	Excellent	No Change	Good	Good
Dollars spent per pupil**	\$6,537	Up 2.6%	\$7,133	\$7,239
Percent of expenditures for instruction**	67.0%	Down from 67.7%	63.0%	63.0%
Percent of expenditures for teacher salaries**	66.0%	Down from 66.1%	59.5%	61.0%
ESEA composite index score	91.1	Up from 86.6	78.3	83.5

* Length of contract = 185+ days.

** Prior year audited financial data available.

REPORT OF PRINCIPAL AND SCHOOL IMPROVEMENT COUNCIL

South Middle School continued to move forward with academic success and school-wide improvements. The 2012-2013 school year proved to be one of continued growth and successes. We were honored to be designated as a National School to Watch. Many of our students and teachers were recognized for their contributions and successes both in and out of the classroom. Our school and staff continue to focus on providing students with a rigorous academic program, opportunities for academic assistance during the school day, experiences in the related arts, student-centered activities such as clubs, WSMS, and advisor-advisee, rotating time of day instruction, early morning literacy time, and numerous extracurricular opportunities. South's continued partnership with Winthrop University provides our school with professional development opportunities, student interns, and a part-time Winthrop faculty in residence. South Middle School also has a strong commitment with community service projects. Donations were made to Relay for Life, United Way, SMS Clothes Closet, and various other causes. South Middle School could not have accomplished so much without the help and support of our parents and community. The PTO and School Improvement Council continue to help ensure that our students receive the best educational opportunities possible.

Joyce Crimminger, Principal

Jennifer Page, School Improvement Council Chair

EVALUATION RESULTS

	Teachers	Students*	Parents*
Number of surveys returned	46	176	98
Percent satisfied with learning environment	97.8%	79.5%	87.7%
Percent satisfied with social and physical environment	97.8%	82.3%	82%
Percent satisfied with school-home relations	84.8%	87.5%	82%

*Only students at the highest middle school grade level at this school and their parents were included.

Comprehensive detail, including definitions of ratings, performance criteria, and explanations of status, is available on www.ed.sc.gov and www.eoc.sc.gov as well as school and school district websites.

Printed versions are available from school districts upon request.

Abbreviations Key

N/A Not Applicable N/AV Not Available N/C Not Collected N/R Not Reported I/S Insufficient Sample TBD To be determined

NI Newly Identified CSI Continuing School Improvement CA Corrective Action RP Plan to Restructure R Restructure DELAY School Improvement Status HOLD School Improvement Status