



SC Annual School Report Card Summary

A.R. Rucker Middle School
Lancaster County
Grades: 6-8 Enrollment: 526
Principal: Phillip N. Mickles
Superintendent: Dr. Richard E. Moore
Board Chair: Mr. Robert Parker

PERFORMANCE

Comprehensive detail, including definitions of ratings, performance criteria, and explanations of status, is available on www.ed.sc.gov and www.eoc.sc.gov as well as school and school district websites. Printed versions are available from school districts upon request.

YEAR	ABSOLUTE RATING	GROWTH RATING	PALMETTO GOLD AND SILVER AWARD		ESEA/FEDERAL ACCOUNTABILITY RATING SYSTEM	
			General Performance	Closing the Gap	ESEA Grade	Accountability Indicator
2013	Average	Good	TBD	TBD	C	N/A
2012	Average	Average	N/A	N/A	C	N/A
2011	Average	Average	Silver	N/A	Not Met	N/A

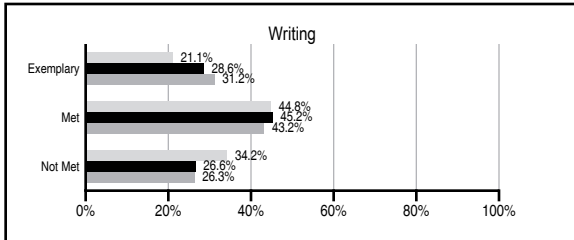
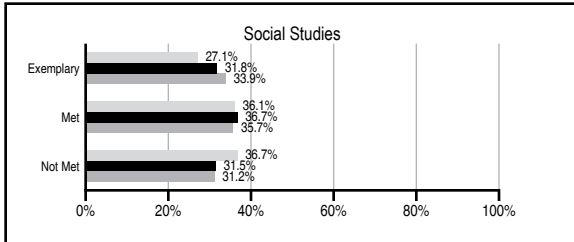
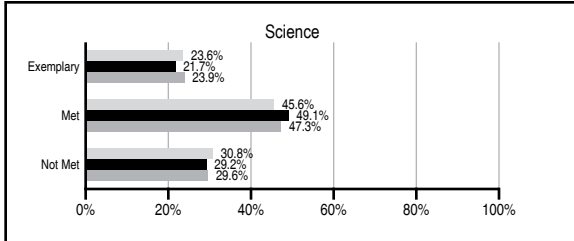
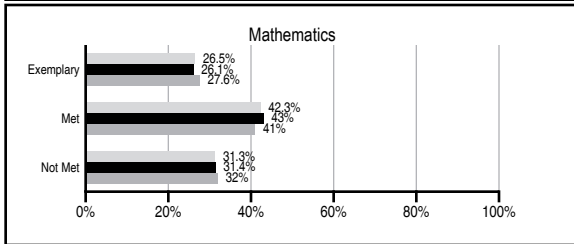
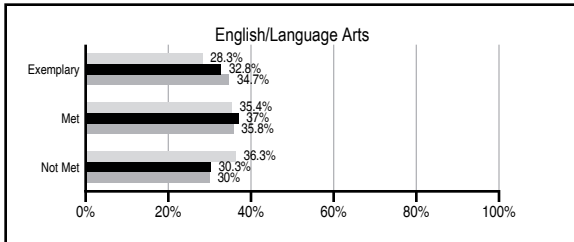
ABSOLUTE RATINGS OF MIDDLE SCHOOLS WITH STUDENTS LIKE OURS*

EXCELLENT	GOOD	AVERAGE	BELOW AVERAGE	AT-RISK
3	10	46	2	0

* Ratings are calculated with data available by 01/15/2014. Schools with Students Like Ours are Middle Schools with Poverty Indices of no more than 5% above or below the index for this school.

PASS PERFORMANCE

Our School
 Middle Schools with Students Like Ours
 Middle schools statewide



NAEP PERFORMANCE*

* Performance reported for SC and nation, data not available at school level. Percentages at NAEP Achievement Levels.

READING – GRADE 8 (2011)



MATH – GRADE 8 (2011)



SCIENCE – GRADE 8 (2011)



END OF COURSE TESTS - 2013

% of students scoring 70 or above on:	Our Middle School	Middle Schools with Students Like Ours
Algebra 1/Math for the Technologies 2	87.3	98.1
English 1	N/A	97.5
Physical Science	N/A	N/A
US History and the Constitution	N/A	N/A
All Subjects	87.3	97.8

SC PERFORMANCE VISION

By 2020 all students will graduate with the knowledge and skills necessary to compete successfully in the global economy, participate in a democratic society and contribute positively as members of families and communities.

Abbreviations Key

N/A Not Applicable N/AV Not Available N/C Not Collected N/R Not Reported I/S Insufficient Sample TBD To be determined

A.R. Rucker Middle School [Lancaster County]

SCHOOL PROFILE

	Our School	Change from Last Year	Middle Schools with Students Like Ours	Median Middle School
Students (n=526)				
Students enrolled in high school credit courses (grades 7 & 8)	41.9%	Up from 37.0%	22.7%	24.6%
Retention rate	0.8%	Up from 0.7%	0.9%	0.6%
Attendance rate	95.6%	Down from 95.9%	95.6%	95.9%
Served by gifted and talented program	12.1%	N/A	19.2%	18.5%
With disabilities	17.9%	N/A	14.0%	13.0%
Older than usual for grade	4.8%	N/A	6.1%	4.8%
Out-of-school suspensions or expulsions for violent and/or criminal offenses	4.6%	Up from 0.6%	0.7%	0.6%
Annual dropout rate	0.3%	Up from 0.0%	0.0%	0.0%
Teachers (n=39)				
Teachers with advanced degrees	59.0%	Up from 51.4%	58.9%	61.5%
Continuing contract teachers	69.2%	Up from 68.6%	76.7%	77.2%
Teachers returning from previous year	79.5%	Down from 80.0%	85.3%	85.9%
Teacher attendance rate	95.4%	Up from 93.3%	94.7%	94.9%
Average teacher salary*	\$47,462	Up 2.2%	\$46,965	\$47,313
Classes not taught by highly qualified teachers	9.0%	Up from 4.4%	1.2%	2.0%
Professional development days/teacher	5.5 days	Down from 8.2 days	10.6 days	10.1 days
School				
Principal's years at school	6.0	Up from 5.0	4.0	4.0
Student-teacher ratio in core subjects	17.0 to 1	Down from 19.4 to 1	21.8 to 1	22.1 to 1
Prime instructional time	89.0%	Up from 87.5%	89.1%	89.6%
Opportunities in the arts	Good	No Change	Good	Good
SACS accreditation	Yes	No Change	Yes	Yes
Parents attending conferences	92.6%	Up from 38.3%	98.2%	99.0%
Character development program	Average	Down from Good	Good	Good
Dollars spent per pupil**	\$7,121	Up 1.7%	\$7,092	\$7,239
Percent of expenditures for instruction**	66.0%	Up from 65.3%	63.0%	63.0%
Percent of expenditures for teacher salaries**	65.0%	Up from 64.1%	61.0%	61.0%
ESEA composite index score	71.1	Down from 71.4	82.5	83.5

* Length of contract = 185+ days.

** Prior year audited financial data available.

REPORT OF PRINCIPAL AND SCHOOL IMPROVEMENT COUNCIL

Throughout the 2012-2013 school year, Aaron Riley Rucker Middle School focused on breaking records. We had many records broken during this school term and are proud of each and every student, faculty, and staff. Our school and many of our students received recognition for their outstanding performances in academics, sports, arts, and much more. The sustained implementation of our International Baccalaureate-Middle Years Programme and focus on literacy helped drive our instruction. More importantly, students discovered how their unique talents, when developed, become pipelines for future careers. Teachers, administrators, counselors, and all other staff members worked together to create a culture that breeds success. We concentrated on learning activities designed to address multiple learning styles and achievement or developmental levels. Although there is still plenty of room for improvement and much work remains to be done, the positive trends in achievement for our students give us greater confidence and serve as a motivating factor to stay the course in our commitment to continuous improvement.

Phillip Mickles, Principal

Paula Stegall Lail, School Improvement Council Chair

EVALUATION RESULTS

	Teachers	Students*	Parents*
Number of surveys returned	22	145	103
Percent satisfied with learning environment	100%	82.1%	85.4%
Percent satisfied with social and physical environment	100%	86.9%	83.8%
Percent satisfied with school-home relations	95.4%	83.1%	83.8%

*Only students at the highest middle school grade level at this school and their parents were included.

Comprehensive detail, including definitions of ratings, performance criteria, and explanations of status, is available on www.ed.sc.gov and www.eoc.sc.gov as well as school and school district websites.

Printed versions are available from school districts upon request.

Abbreviations Key

N/A Not Applicable N/AV Not Available N/C Not Collected N/R Not Reported I/S Insufficient Sample TBD To be determined

NI Newly Identified CSI Continuing School Improvement CA Corrective Action RP Plan to Restructure R Restructure DELAY School Improvement Status HOLD School Improvement Status