



SC Annual School Report Card Summary

Leslie M. Stover Middle School
 Kershaw County
 Grades: 6-8 Enrollment: 626
 Principal: Michael Garity
 Superintendent: Frank E. Morgan, Ed.D.
 Board Chair: Mara H. Jones

PERFORMANCE

Comprehensive detail, including definitions of ratings, performance criteria, and explanations of status, is available on www.ed.sc.gov and www.eoc.sc.gov as well as school and school district websites. Printed versions are available from school districts upon request.

YEAR	ABSOLUTE RATING	GROWTH RATING	PALMETTO GOLD AND SILVER AWARD		ESEA/FEDERAL ACCOUNTABILITY RATING SYSTEM	
			General Performance	Closing the Gap	ESEA Grade	Accountability Indicator
2013	Good	Good	TBD	TBD	B	N/A
2012	Good	Good	Silver	N/A	B	N/A
2011	Good	Good	Silver	N/A	Not Met	N/A

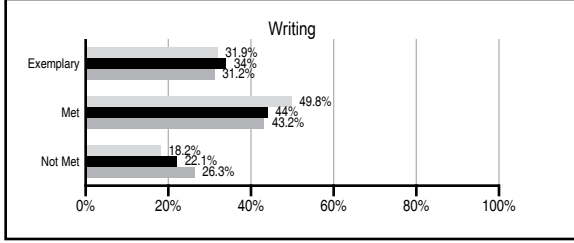
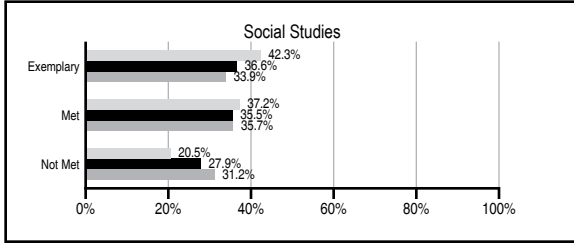
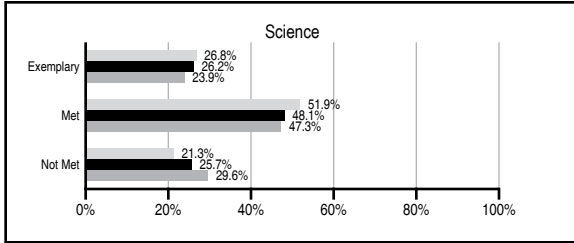
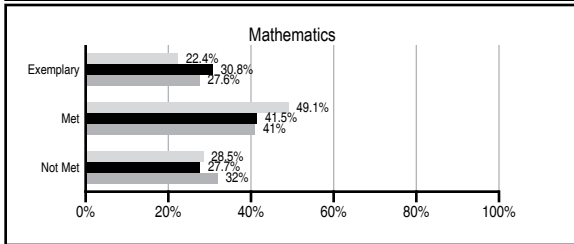
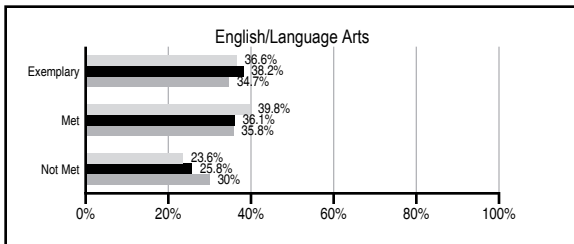
ABSOLUTE RATINGS OF MIDDLE SCHOOLS WITH STUDENTS LIKE OURS*

EXCELLENT	GOOD	AVERAGE	BELOW AVERAGE	AT-RISK
7	20	22	1	1

* Ratings are calculated with data available by 01/15/2014. Schools with Students Like Ours are Middle Schools with Poverty Indices of no more than 5% above or below the index for this school.

PASS PERFORMANCE

Our School Middle Schools with Students Like Ours Middle schools statewide



NAEP PERFORMANCE*

* Performance reported for SC and nation, data not available at school level. Percentages at NAEP Achievement Levels.



END OF COURSE TESTS - 2013

% of students scoring 70 or above on:	Our Middle School	Middle Schools with Students Like Ours
Algebra 1/Math for the Technologies 2	100.0	95.5
English 1	100.0	92.7
Physical Science	N/A	N/A
US History and the Constitution	N/A	N/A
All Subjects	100.0	95.1

SC PERFORMANCE VISION

By 2020 all students will graduate with the knowledge and skills necessary to compete successfully in the global economy, participate in a democratic society and contribute positively as members of families and communities.

Abbreviations Key

N/A Not Applicable N/AV Not Available N/C Not Collected N/R Not Reported I/S Insufficient Sample TBD To be determined

Leslie M. Stover Middle School [Kershaw County]

SCHOOL PROFILE

	Our School	Change from Last Year	Middle Schools with Students Like Ours	Median Middle School
Students (n=626)				
Students enrolled in high school credit courses (grades 7 & 8)	14.4%	Down from 15.7%	28.3%	24.6%
Retention rate	0.5%	Up from 0.3%	0.5%	0.6%
Attendance rate	96.1%	Down from 96.3%	96.1%	95.9%
Served by gifted and talented program	16.6%	N/A	20.9%	18.5%
With disabilities	10.2%	N/A	12.3%	13.0%
Older than usual for grade	4.6%	N/A	4.2%	4.8%
Out-of-school suspensions or expulsions for violent and/or criminal offenses	0.0%	Down from 0.2%	0.9%	0.6%
Annual dropout rate	0.0%	No Change	0.0%	0.0%
Teachers (n=38)				
Teachers with advanced degrees	65.8%	Down from 70.3%	62.0%	61.5%
Continuing contract teachers	73.7%	Down from 75.7%	82.4%	77.2%
Teachers returning from previous year	89.5%	Down from 91.6%	88.4%	85.9%
Teacher attendance rate	94.5%	Up from 93.7%	94.7%	94.9%
Average teacher salary*	\$46,410	Down 1.2%	\$47,669	\$47,313
Classes not taught by highly qualified teachers	0.0%	No Change	0.0%	2.0%
Professional development days/teacher	9.3 days	Down from 11.5 days	11.1 days	10.1 days
School				
Principal's years at school	2.0	Up from 1.0	3.0	4.0
Student-teacher ratio in core subjects	24.4 to 1	Up from 24.2 to 1	22.6 to 1	22.1 to 1
Prime instructional time	89.7%	Up from 89.5%	89.9%	89.6%
Opportunities in the arts	Good	No Change	Good	Good
SACS accreditation	Yes	No Change	Yes	Yes
Parents attending conferences	98.6%	Down from 99.6%	99.0%	99.0%
Character development program	Good	Up from Average	Excellent	Good
Dollars spent per pupil**	\$6,463	Up 3.8%	\$6,999	\$7,239
Percent of expenditures for instruction**	60.0%	Up from 59.2%	64.0%	63.0%
Percent of expenditures for teacher salaries**	59.0%	Up from 58.7%	61.0%	61.0%
ESEA composite index score	86.9	Up from 82.7	87.2	83.5

* Length of contract = 185+ days.

** Prior year audited financial data available.

REPORT OF PRINCIPAL AND SCHOOL IMPROVEMENT COUNCIL

Leslie M. Stover Middle School had an outstanding 2012-2013 school year. Literacy across the curriculum continued to be our main focus. Our daily "Den" classes included a "Silent Sustained" reading time, advisor/advisee time, curriculum enrichment, and daily PASS reviews for our students throughout the school year. Stover Middle School also implemented a PBIS framework that promoted positive and appropriate behaviors in the school setting. Our school-wide theme was "Tigers on the PROWL" (Positive, Respectful, Organized, Wise, and Life-Learners). Below are some of Stover's highlights from this year:

Leslie M. Stover Middle was named a Palmetto Silver Award winner in recognition of overall academic improvement.

Our eighth grade class had a total of ten students who qualified as Junior Scholars for their achievement on the Pre Scholastic Aptitude Test.

The Stover band program produced thirty-two students in all-region band, and one of these students went on to qualify as All-State Band member. The band program received all superior ratings for the eleventh consecutive year at the Concert Festival.

In its second year, Stover's Archery Team won the State Tournament this year and qualified for the National Tournament.

Teachers and students collected canned foods and monies to support various community organizations including Relay for Life.

Michael Garity, Principal
Mark Sury, SIC Chairperson

EVALUATION RESULTS

	Teachers	Students*	Parents*
Number of surveys returned	25	182	45
Percent satisfied with learning environment	84%	58.8%	80%
Percent satisfied with social and physical environment	88.5%	68.4%	72.7%
Percent satisfied with school-home relations	88.5%	81.8%	65.1%

*Only students at the highest middle school grade level at this school and their parents were included.

Comprehensive detail, including definitions of ratings, performance criteria, and explanations of status, is available on www.ed.sc.gov and www.eoc.sc.gov as well as school and school district websites.

Printed versions are available from school districts upon request.

Abbreviations Key

N/A Not Applicable N/AV Not Available N/C Not Collected N/R Not Reported I/S Insufficient Sample TBD To be determined

NI Newly Identified CSI Continuing School Improvement CA Corrective Action RP Plan to Restructure R Restructure DELAY School Improvement Status HOLD School Improvement Status